WATER RESEARCH COMMISSION

A PILOT STUDY OF THE IRRIGATED AREAS SERVED BY THE BREEDE RIVER (Robertson) IRRIGATION CANAL

PART II: APPENDIXES

(PART I : TECHNICAL REPORT, IS PUBLISHED SEPARATELY)

MURRAY BIESENBACH AND BADENHORST INC
Consulting Agricultural and Civil Engineers
Reg No 77/04283/21

ISBN 0 947447 54 7
ISBN SET 0 947447 55 5

WRC No 184/2/89

R 0500
MARCH 1988

PART II: APPENDIXES

A - FARM DESCRIPTIONS AND RATEABLE AREAS

B - LAND USE AND IRRIGATION METHOD INDEX

C - CANAL CHARACTERISATION

D - FARM DAM CHARACTERISTICS

E - FARM DAM SEEPAGE LOSS CALCULATION

F - IRRIGATION RECORD KEPT BY FARMERS

G - CANAL AND OFF-TAKE FLOW RECORD

H - PUMP ABSTRACTION RECORD

I - FARM DAM STORAGE RECORD

J - MODEL INPUT DATA

K - MODEL OUTPUT DATA

L - SENSITIVITY ANALYSIS PRINT-OUTS

BREEDE RIVER (ROBERTSON) IRRIGATION BOARD

PARTICULARS OF LATEST TITLE DEED

Description of piece of Land	Extent of piece of Land (ha)	Number	Date	Name of owner of piece of Land	Rateable Area (ha)
a) Portion 59 of Welgeluk of Lot 1 of Da of Goedemoed No 128	3,52	22288	21/12/51	BARRY George Joseph, born 11/7/1921	3,4
b) Portion 16 remainder of portion J of Goedemoed No 128	30,62	"	"	"	-
c) Portion 22 Lot No 2 of the farm Goedemoed No 128	52,11	14932	14/9/54	"	40,3
d) Portion 21 of farm Goedemoed No 128	55,07	14932	14/9/54	"	48,8
e) Portion 10 Annex Riverton portion of Lot B of of Over het Roodezand	8,28	-	-	"	-
a) (Portion of) portion 29 (a portion of portion 2) of Rosedale of the farm Goedemoed No 128	11,88	5185	20/3/78	BRITZ Jannie, born 11/6/1955	12,0
b) Portion 30 (portion of portion 2) of Rosedale of of Goedemoed No 128	18,74	"	"	"	15,0
c) Portion 49 (Perseverance) of the farm Goedemoed No 128	12,11	"	"	"	6,4
a) Portion 40 Goedemoed AA, portion of the farm Goedemoed No 128	66,17	20053	14/7/75	BRUWER Andre Stephanus, born 30/6/1942	44,1
b) Portion 47 Goedemoed BB, portion of the farm No 128	50,12	"	"	"	42,4
c) Portion 91 of the farm Goedemoed No 128	39,61	478	5/1/84	"	19,0
a) Portion 13 portion 3 of the farm Over Het Roode Zand No 112	53,13	27701	20/7/83	BRUWER Ludwig Burger	29,6
b) Remainder of portion 3 of the farm Over Het Roode Zand No 112	69,75	"	"	"	5,6
c) A portion 23 (a portion of portion 11) of the farm Over Het Roode Zand No 112	30,25	"	"	"	10,0

BREEDE RIVER (ROBERTSON) IRRIGATION BOARD

PARTICULARS OF LATEST TITLE DEED

Description of piece of Land	Extent of piece of Land (ha)	Number	Date	Name of owner of piece of Land	Rateable Area (ha)
a) Portion 14 portion of portion 29 (portion of Lot No 3 of Lot B of the farm Over Het Roode Zand) No 112	120,41	20108	20/12/60	BRUWER Pieter, born 12/2/1936	29,1
b) Portion 19 remainder of portion 11 (a portion of the remainder of Stand 3) of the farm Over Het Roode Zand No 112	99,23	"	"	"	20,0
c) Portion 21 portion 4 of the farm Over het Roode Zand No 112	45,88	3391	9/4/79	"	-
a) Portion 56 of Goedemoed CCa portion of Goedemoed CC the farm Goedemoed No 128	10,55	3478	18/2/69	BURGER Gert Christiaan, born 16/9/1940	10,3
b) Portion 50 remainder of Goedemoed CCa, portion of Goedemoed CC of the farm Goedemoed No 128	11,55	"	"	"	11,1
a) Portion 54 Annex Rietvlei, portion of Lot B of Goedemoed No 128	90,81	49705	12/12/80	BURGER Johannes Marthinus	18,4
b) Portion 8 of Rietvlei No 115	98,38	"	"	"	-
a) Portion 90 of the farm Goedemoed No 128	3,63	33030 svt 477	8/9/80 5/1/84	DE WAAL Arend Egbertus born 17/8/1940	0,8
a) Portion 87 of the farm Goedemoed No 128	57,94	10398	24/2/84	DOMS Johan Familie Beleggings (Pty) Ltd	54,0
b) Portion 9 remainder of portion 1 of stand A of Goedemoed No 128	31,03	28825	9/10/70	"	31,7
c) The farm No 201	26,49	10394	24/2/84	"	
a) Portion 93 of portion of Goedemoed No 128	15,44	20069	18/4/84	FOUCHE Barend Albertus	7,0
The Farm Normandy No 202	22,30	10396	24/2/84	FOULKES Thomas, born 16/11/1929	16,7

BREEDE RIVER (ROBERTSON) IRRIGATION BOARD

PARTICULARS OF LATEST TITLE DEED

Description of piece of Land	Extent of piece of Land (ha)	Number	Date	Name of owner of piece of Land	Rateable Area (ha)
a) Portion 28 portion of the farm Goedemoed No 128	6,79	13709	20/3/56	KRIEL Susanna Tertia, born Nothling on 15/8/1933	2,6
b) Portion 20 (portion F) portion of the Farm Goedemoed No 128	22,95	"	"	"	-
c) Portion (portion N) portion of the farm Goedemoed No 128	95,58	"	"	"	-
a) Portion 66 (a portion of Lot J) of Goedemoed No 128	5,15	30642	12/9/74	LATEGAN Edwin Andrew, born 17/3/1934	-
b) Portion 65 (named Ounooi) (a portion of portion 59 of Welgeluk) of the farm Goedemoed No 128	9,24	"	"	"	8,6
a) Portion 15 of portion 30 (a portion of Stand B) of the farm Over Het Roode Zand No 112	57,26	33291	15/11/79	MARAIS B	21,6
b) Portion 15 of portion 30 (a portion of Stand B) of the farm Over Het Roode Zand No 112	57,26	"	"	"	21,6
a) Remainder of portion 36 (Welgeluk) a portion of portion 23 of Goedemoed No 128	19,88 "	8725 "	30/5/49 "	MARAIS Ernst (Jnr), born 30/12/1951	17,1 -
b) Remainder of portion 23 of Goedemoed No 128	8,58	"	"	"	0,9
c) Portion 64 (a portion of portion 59 of Welgeluk of the farm Goedemoed No 128	8,65	35731	30/4/79	"	8,6
d) Portion 70 (a portion of portion 63) of the farm Goedemoed No 128	6,72	35730	"	"	6,4
e) Remainder of portion 63 (portion of portion 59) of Welgeluk of the farm Goedemoed No 128	2,03	"	"	"	2,1
a) Portion 85 of the farm Goedemoed No 128	76,98	9754	3/3/81	MARAIS Pierre Claud, born 5/11/1940	65,3

A3

BREEDE RIVER (ROBERTSON) IRRIGATION BOARD

PARTICULARS OF LATEST TITLE DEED

Description of piece of Land	Extent of piece of Land (ha)	Number	Date	Name of owner of piece of Land	Rateable Area (ha)
a) Portion 5 of remainder of Lot No 2 of Lot 8 Over Het Roode Zand No 112	8,99	9208	17/6/55	MARAIS Pieter	8,6
b) Portion 38 Cloverfield portion of Lot Da of portion of Goedemoed No 128	31,64	"	"	"	28,3
c) Portion 32 of Lot No 4 of Lot Da of portion of Goedemoed No 128	3,53	"	"	"	3,4
d) Portion 13 sub-division K portion 13 of the farm Goedemoed No 128	65,33	"	"	"	10,3
e) Portion 14 sub-division O portion of Goedemoed No 128	1,29	"	"	"	-
f) Portion 9 Annex Helpmekaar a portion of Lot B of Over Het Roode Zand No 112	1,24	"	"	"	1,3
g) Portion 7 Helpmekaar a portion of Lot No 2 of Lot B of Over Het Roode Zand	10,72	"	"	"	9,4
h) Portion 8 Annex Lot No 2 a portion of Lot B of Over Het Roode Zand No 112	7,43	"	"	"	5,6
i) Portion 12 Lot No 4 of Lot B of Over Het Roode Zand No 112	14,63	"	"	"	1,7
j) Portion 12 of the farm Goedemoed 128	74,17	"	"	"	-
k) Portion 15 of the farm Goedemoed 128	44,33	"	"	"	-
a) Portion 41 remainder of Goedemoed BB a portion of the farm Goedemoed	428 sq.m	32812	12/11/70	MEIRING Carel Frederick Hendrik, born 3/8/1947	0,4
b) Portion 69 of the farm Goedemoed No 128	0,94	22463	12/9/78	"	-

BREEDE RIVER (ROBERTSON) IRRIGATION BOARD

PARTICULARS OF LATEST TITLE DEED

Description of piece of Land	Extent of piece of Land (ha)	Number	Date	Name of owner of piece of Land	Rateable Area (ha)
a) Portion 23 Schoemansbek a portion of Kraalbosch Vlakte No 116	5,83	11958	21/8/57	RABIE Jacobus Theunissen born 26/1/1919	5,6
b) Portion 25 "Sonskyn" portion of portion of Kraalbosch Vlakte No 116	4,26	4754	28/3/51	"	4,3
c) Portion 3 remaining portion of Lot A of Kraalbosch Vlakte No 116	11,15	"	"	"	-
d) Portion 6 remainder Lot 1 of Lot A of portion of Kraalbosch Vlakte No 116	14,54	"	"	"	14,6
e) Portion 46 Geluk, a portion of Lot A of the farm Goedemoed No 128	24,2755	"	"	"	24,0
f) Portion 35 Sunnyside portion of Goedemoed Verwacht portion of Lot 3 of Lot A of Goedemoed No 128	11,18	11162	30/5/69	"	11,1
a) Remainder portion 42 of the farm Goedemoed No 128	31,27	16895	30/3/84	RABIE Josias-Maree	26,6

BREEDE RIVER (ROBERTSON) IRRIGATION BOARD

PARTICULARS OF LATEST TITLE DEED

Description of piece of Land	Extent of piece of Land (ha)	Number	Date	Name of owner of piece of Land	Rateable Area (ha)
a) Portion 52 Jacobsdal portion of the farm Perseverance portion of the farm Goedemoed No 128	17,33	11163	30/5/68	RETIEF Wynand Johannes born 16/5/1945	13,7
b) Portion 83 (a portion of portion 80) of the farm Goedemoed No 128	39,54	9751	3/3/81	RETIEF Nicolaas Johannes born 22/12/1939 in equal shares	25,0
c) Remainder portion Kraalbosch Vlakte No 116	16,97	20259	1/10/64		13,7
d) Portion 51 Schoemanshoek annex portion of the farm Perseverance portion of the farm Goedemoed No 128	5,54	"	"		5,1
a) Portion 84 (a portion of portion 80) of the farm Goedemoed No 128	26,1155	9752	3/3/81	SMUTS Grant Hamilton born 7/9/1957	18,0
a) Portion 31 of the farm "Lucern" a portion of portion Lot X of the farm Goedemoed No 128	40,13	3163	1/3/51	SMUTS Ivan Sedgwick (Bdl Wyle)	39,8
b) Remaining portion of Lot X of the farm Goedemoed No 128	32,24	"	"	"	8,6
c) Portion 97 of the farm Goedemoed No 128	"	"	"	"	-
d) Portion 95 of the farm Goedemoed No 128	"	"	"	"	-
a) Portion 26 remaining portion of Goedverwacht a portion of Lot 3 of Lot A of Goedemoed No 128 (now San Remo)	11,63	23732	1971	VAN DEVENTER Gerrit	28,7
b) Portion 57 of Perseverance portion Lot X of Goedemoed No 128	10,82	-	-	"	-
c) Portion 37 San Remo portion of Lot A of the remainder of Lot 3 of Goedemoed No 128	6,85	-	-	"	-

BREEDE RIVER (ROBERTSON) IRRIGATION BOARD

PARTICULARS OF LATEST TITLE DEED

Description of piece of Land	Extent of piece of Land (ha)	Number	Date	Name of owner of piece of Land	Rateable Area (ha)
a) Portion 17 remaining of Stand H of the farm Goedemoed No 128.	13,16	15279	23/10/58	VAN DEVENTER Willem Adriaan born 24/2/1932	3,4
b) Portion 33 of Stand X of Stand H portion of the farm Goedemoed No 128	1,65	"	"	"	1,7
c) Portion 91 portion of sub-division M of Goedemoed No 128	21,41	"	"	"	-
d) Portion 18 remainder of Lot E portion of Goedemoed No 128	1,38	"	"	"	-
a) Portion 6 of Stand Da of Goedemoed No 128	15,45	12137	15/5/73	WALLER Christopher Anthony	10,2

BREEDE RIVER WATERCONSERVATION BOARD

PARTICULARS OF LATEST TITLE DEED

Description of piece of Land	Extent of piece of Land (ha)	Number	Date	Name of owner of piece of Land	Rateable Area (ha)
a) Remainder portion 3 Over Het Roodezand 112	69,7	27701	1983	BRUWER Ludwig Burger born 17/5/1944	48,7
b) Portion 13 Over Het Roodezand 112	53,1	"	"	"	12,0
c) Portion 23 Over Het Roodezand 112	30,2	"	"	"	10,0
a) Portion 14 of farm 112	120,4	20108	1960	BRUWER Pieter Born 12/2/1934	74,3
b) Portion 21 of farm 112	45,9	8391	1979	"	14,9
a) Remainder portion 2 Goedemoed 128	31,9	3163	1951	SMUTS Est Ivan Sedgewick	11,2
b) Portion 31 Goedemoed 128	39,8	"	"	"	-
a) Remainder portion 11 of Over het Roodezand 112	151,2	19149	1957	SWART & BRUWER (EDMS) BPK	42,8

KLAASVOOGDS IRRIGATION BOARD (District I)

PARTICULARS OF LATEST TITLE DEED

Description of piece of Land	Extent of piece of Land (ha)	Number	Date	Name of owner of piece of Land	Rateable Area (ha)
a) Remainder portion 8 Rietvallei 115	98,4	49705	1980	BURGER Johannes M	16,2
b) Portion 10 Rietvallei 115	9,7			"	2,0
c) Portion 54 (Annex Rietvallei) (Portion of Portion 3) Goedemoed 128	94,9			"	30,0
a) Portion 11 Goedemoed 128	95,6	15736	1957	KRIEL Susanna Tertia	7,5
b) Remainder portion 20 Goedemoed 128	22,9	9846	1945	"	7,0
c) Portion 78 of Goedemoed 128	6,8	8153	1976	"	1,4
a) Portion 71 Goedemoed 128	21,4	15279	1958	VAN DEVENTER Willem A	2,3
b) Portion 33 Goedemoed 128	1,7			"	0,6
c) Remainder portion 17 Goedemoed 128	14,0			"	3,0
d) Remainder portion 18 Goedemoed 128	1,4			"	0,7
KLAASVOOGDS IRRIGATION BOARD (District III)					
a) Remainder Portion 8 Rietvallei 115	98,4	49705	1980	BURGER Johannes M	2,7
b) Portion 54 (Annex Rietvallei)	94,9			"	2,1

KLAASVOOGDS IRRIGATION BOARD (District II)

PARTICULARS OF LATEST TITLE DEED

Description of piece of Land	Extent of piece of Land (ha)	Number	Date	Name of owner of piece of Land	Rateable Area (ha)
a) Remainder Portion 8 Rietvallei 115	98,4	49705	1980	BURGER Johannes M	7,3
b) Portion 10 of Rietvallei 115	9,7	-	"	"	3,0
c) Portion 54 Annex Rietvlei (portion of portion 3) of Goedemoed No 128	94,9	-	"	"	16,4
a) Portion 11 Goedemoed 128	95,6	15736	1957	KRIEL Susanna Tertia	8,0
b) Remainder Portion 20 Goedemoed 128	22,9	9846	1945	"	8,0
c) Portion 19 Goedemoed 128	5,9	3709	1956	"	3,6
a) Portion 71 of Goedemoed 128	21,4	15279	1959	VAN DEVENTER Willem A	7,0
b) Portion 3 of Goedemoed 128	1,7	"	"	"	0,4
c) Remainder portion 17 of Goedemoed 128	14,0	"	"	"	6,0
d) Remainder portion 18 of Goedemoed 128	1,4	"	"	"	0,3

OWNER: BRUWER P **FARM NO:** 1 **EXTENT:** 265,52 ha

	IRRIGATION TYPE					CROP TYPE										
Block No	Mecha-nical	Sprink-ler	Micro	Drip	Flood	Vine	Peaches	Apri-cots	Lucerne	Graz-ing	Grain	Maize	Vegeta-bles	Other	Fallow	Comments
A.01		4,2				4,2										
A.02		5,0				5,0										
A.03		4,3				4,3										
A.04		1,3				1,3										
A.05				2,7		2,7										
A.06				8,4				8,4								
A.07				4,3		4,3										
A.08				5,2		5,2										
A.09		12,2									12,2					
A.10				1,9		1,9										
A.11				1,9		1,9										
A.12				1,1		1,1										
A.13				5,3		5,3										
A.14				3,5		3,5										
A.15				1,5		1,5										
A.16				1,5		1,5										
A.17				1,7		1,7										
A.18				5,0		5,0										
A.19				3,8		3,8										
A.20			1,8			1,8										
A.21				5,6		5,6										
A.22	17,1											17,1				
A.23	8,7											8,7				
A.24					3,2		3,2									
A.25					5,8		5,8									
A.26	7,9								7,9							

OWNER: BRUWER P **FARM NO:** 1 **EXTENT:** 265,52 ha

	IRRIGATION TYPE					CROP TYPE										
Block No	Mecha-nical	Sprink-ler	Micro	Drip	Flood	Vine	Peaches	Apri-cots	Lucerne	Graz-ing	Grain	Maize	Vegeta-bles	Other	Fallow	Comments
A.27		9,6							9,6							
A.28					4,7		4,7									
A.29					3,9		3,9									
TOTAL	33,7	36,6	1,8	53,4	17,6	61,60	17,6	8,4	17,5	-	12,2	25,8	-	-	-	143,10 ha

OWNER: BRUWER L B FARM NO: 2 EXTENT: 153,12 ha

	IRRIGATION TYPE					CROP TYPE										
Block No	Mecha-nical	Sprink-ler	Micro	Drip	Flood	Vine	Peaches	Apri-cots	Lucerne	Graz-ing	Grain	Maize	Vegeta-bles	Other	Fallow	Comments
B.01				2,1				2,1								
B.02				6,3		6,3										
B.03				6,3		6,3										
B.04				6,5		6,5										
B.05				8,0				8,0								
B.06			1,1			1,1										
B.07			2,6			2,6										
B.08			0,5					0,5								
B.09				2,7		2,7										
B.10				3,3				3,3								
B.11			3,0			3,0										
B.12				1,0		1,0										
B.13				2,7		2,7										
B.14				1,5		1,5										
B.15				2,3				2,3								
B.16				3,7		3,7										
B.17		5,6							5,6							
B.18		2,1				2,1										
B.19		3,4				3,4										
B.20		2,9				2,9										
B.21		2,2				2,2										
B.22		3,3							3,3							
B.23				7,0		7,0										
B.24		1,5					1,5									
B.25		1,8				1,8										
B.26				3,6			3,6									

OWNER: BRUWER L B **FARM NO:** 2 **EXTENT:** 153,12 ha

	IRRIGATION TYPE					CROP TYPE										
Block No	Mecha-nical	Sprink-ler	Micro	Drip	Flood	Vine	Peaches	Apri-cots	Lucerne	Graz-ing	Grain	Maize	Vegeta-bles	Other	Fallow	Comments
B.27		5,9				5,9										
B.28		4,0							4,0							
B.29		3,2				3,2										
TOTAL	-	35,9	7,2	57,0	-	65,9	5,1	16,2	12,9	-	-	-	-	-	-	100,1 ha

OWNER: MARAIS P **FARM NO:** 3 **EXTENT:** 263,29 ha

	IRRIGATION TYPE					CROP TYPE										
Block No	Mecha-nical	Sprink-ler	Micro	Drip	Flood	Vine	Peaches	Apri-cots	Lucerne	Graz-ing	Grain	Maize	Vegeta-bles	Other	Fallow	Comments
C.01				7,6		7,6										
C.02				3,3		3,3										
C.03			4,8			4,8										
C.04		1,1								1,1						
C.05			2,6			2,6										
C.06			8,3			8,3										
C.07		2,5							2,5							
C.08			2,8			2,8										
C.09		3,6				3,6										
C.10				3,7			3,7									
C.11				3,8		3,8										
C.12				5,4		5,4										
C.13				3,1		3,1										
C.14		3,4									3,4					
C.15				6,1		6,1										
C.16				5,4		5,4										
C.17			3,6			3,6										
C.18			4,1			4,1										
C.19			4,4			4,4										
C.20			2,3			2,3										
TOTAL	-	10,6	32,9	38,4	-	71,2	3,7	-	2,5	1,1	3,4	-	-	-	-	81,9 ha

OWNER: MARAIS B **FARM NO:** 4 **EXTENT:** 57,26 ha

	IRRIGATION TYPE					CROP TYPE										
Block No	Mecha-nical	Sprink-ler	Micro	Drip	Flood	Vine	Peaches	Apri-cots	Lucerne	Graz-ing	Grain	Maize	Vegeta-bles	Other	Fallow	Comments
D.01		1,1							1,1							
D.02		1,0							1,0							
D.03		1,1							1,1							
D.04		2,7							2,7							
D.05		2,1							2,1							
D.06		3,5							3,5							
D.07		1,5							1,5							
D.08		3,1								3,1						
D.09		0,9							0,9							
D.10		1,3							1,3							
D.11		1,3							1,3							
D.12		0,5							0,5							
D.13		0,6							0,6							
D.14		0,6							0,6							
D.15		0,6							0,6							
D.16		0,6							0,6							
D.17		4,5							4,5							
TOTAL	-	27,0	-	-	-	-	-	-	23,9	3,1	-	-	-	-	-	27,0 ha

OWNER: BARRY G J **FARM NO:** 5 **EXTENT:** 149,60 ha

	IRRIGATION TYPE					CROP TYPE										
Block No	Mecha-nical	Sprink-ler	Micro	Drip	Flood	Vine	Peaches	Apri-cots	Lucerne	Graz-ing	Grain	Maize	Vegeta-bles	Other	Fallow	Comments
E.01				4,1		4,1										
E.02				2,4		2,4										
E.03				3,9		3,9										
E.04					0,6					0,6						
E.05					0,6					0,6						
E.06					0,5					0,5						
E.07					0,8					0,8						
E.08					0,8					0,8						
E.09					0,6					0,6						
E.10					0,5					0,5						
E.11					0,5					0,5						
E.12					0,6					0,6						
E.13					0,4					0,4						
E.14					1,2					1,2						
E.15					0,7					0,7						
E.16					0,7					0,7						
E.17		0,8								0,8						
E.18				0,4		0,4										
E.19				5,4		5,4										
E.20				1,8			1,8									
E.21		0,8								0,8						
E.22		0,6								0,6						
E.23				6,0		6,0										
E.24		1,4									1,4					
E.25		1,2							1,2							
E.26				1,3		1,3										

OWNER: BARRY G J **FARM NO:** 5 **EXTENT:** 149,60 ha

	IRRIGATION TYPE					CROP TYPE										
Block No	Mecha-nical	Sprink-ler	Micro	Drip	Flood	Vine	Peaches	Apri-cots	Lucerne	Graz-ing	Grain	Maize	Vegeta-bles	Other	Fallow	Comments
E.27				1,5		1,5										
E.28		3,0							3,0							
E.29				2,5		2,5										
E.30		0,4									0,4					
E.31				3,0		3,0										
E.32				0,8		0,8										
E.33				1,8				1,8								
E.34				3,5		3,5										
E.35				4,7		4,7										
E.36				1,6			1,6									
E.37		1,2									1,2					
E.38		1,3							1,3							
E.39		1,1							1,1							
E.40		1,3							1,3							
E.41				3,5				3,5								
E.42				1,8		1,8										
E.43				2,2		2,2										
TOTAL	-	13,10	-	52,2	8,5	43,5	3,4	5,3	7,9	10,70	3,0	-	-	-	-	73,8 ha

OWNER: MARAIS E **FARM NO:** 6 **EXTENT:** 45,86 ha

	IRRIGATION TYPE					CROP TYPE										
Block No	Mecha-nical	Sprink-ler	Micro	Drip	Flood	Vine	Peaches	Apri-cots	Lucerne	Graz-ing	Grain	Maize	Vegeta-bles	Other	Fallow	Comments
F.01				2,0				2,0								
F.02				2,0		2,0										
F.03				1,9		1,9										
F.04				1,7		1,7										
F.05			5,3			5,3										
F.06				1,5		1,5										
F.07			0,9			0,9										
F.08				1,9		1,9										
F.09				2,2			2,2									
F.10				1,3		1,3										
F.11				2,9		2,9										
F.12				2,7		2,7										
F.13				2,8		2,8										
TOTAL	-	-	6,2	22,9	-	24,9	2,2	2,0	-	-	-	-	-	-	-	29,10 ha

OWNER: LATEGAN E A **FARM NO:** 7 **EXTENT:** 14,39 ha

	IRRIGATION TYPE					CROP TYPE										
Block No	Mecha-nical	Sprink-ler	Micro	Drip	Flood	Vine	Peaches	Apri-cots	Lucerne	Graz-ing	Grain	Maize	Vegeta-bles	Other	Fallow	Comments
G.01			0,2											0,2		Nursery
G.02			0,1			0,1										
G.03			1,2			1,2										
G.04			1,0					1,0								
G.05			0,2			0,2										
G.06				0,3									0,3			
G.07			1,3			1,3										
G.08			0,8			0,8										
G.09				0,5									0,5			
G.10			1,6			1,6										
G.11				0,4		0,4										
G.12				0,2									0,2			
G.13				0,6											0,6	
G.14				0,6		0,6										
G.15				0,5									0,5			
G.16				0,7		0,7										
G.17				0,7		0,7										
TOTAL	-	-	6,4	4,5	-	7,6	-	1,0	-	-	-	-	1,5	0,2	0,6	10,9 ha

OWNER: WALLER C A **FARM NO:** 8 **EXTENT:** 15,45 ha

	IRRIGATION TYPE					CROP TYPE										
Block No	Mecha-nical	Sprink-ler	Micro	Drip	Flood	Vine	Peaches	Apri-cots	Lucerne	Graz-ing	Grain	Maize	Vegeta-bles	Other	Fallow	Comments
H.01				0,4									0,4			
H.02				0,5									0,5			
H.03				0,7									0,7			
H.04															1,9	
H.05															0,2	
H.06															0,4	
H.07															0,6	
H.08															0,5	
H.09															0,2	
H.10															0,8	
H.11															2,3	
H.12				1,5									1,5			
TOTAL	-	-	-	3,1	-	-	-	-	-	-	-	-	3,1	-	6,9	10,0 ha

OWNER: BRUWER A S **FARM NO:** 10 **EXTENT:** 155,90 ha

	IRRIGATION TYPE					CROP TYPE										
Block No	Mecha-nical	Sprink-ler	Micro	Drip	Flood	Vine	Peaches	Apri-cots	Lucerne	Graz-ing	Grain	Maize	Vegeta-bles	Other	Fallow	Comments
J.01				0,8		0,8										
J.02				2,6		2,6										
J.03				3,2		3,2										
J.04				1,9				1,9								
J.05				6,1		6,1										
J.06				1,9				1,9								
J.07				0,3		0,3										
J.08				0,4		0,4										
J.09				1,0		1,0										
J.10				0,6		0,6										
J.11				0,7		0,7										
J.12				1,2			1,2									
J.13				4,7		4,7										
J.14				2,0		2,0										
J.15				1,1		1,1										
J.16				1,5		1,5										
J.17				1,6		1,6										
J.18				1,1		1,1										
J.19				1,7		1,7										
J.20				1,1		1,1										
J.21				1,5		1,5										
J.22				1,4		1,4										
J.23				3,1		3,1										
J.24				2,4		2,4										
J.25				3,2		3,2										
J.26				2,6		2,6										

OWNER: BRUWER A S FARM NO: 10 EXTENT: 155,90 ha

	IRRIGATION TYPE					CROP TYPE										
Block No	Mecha-nical	Sprink-ler	Micro	Drip	Flood	Vine	Peaches	Apri-cots	Lucerne	Graz-ing	Grain	Maize	Vegeta-bles	Other	Fallow	Comments
J.27				1,5		1,5										
J.28				2,3		2,3										
J.29				0,6		0,6										
J.30				0,9		0,9										
J.31				1,6		1,6										
J.32				2,9		2,9										
J.33				2,3		2,3										
J.34		1,1								1,1						
J.35				1,3		1,3										
J.36				0,6		0,6										
J.37				2,5			2,5									
J.38				1,7		1,7										
J.39				1,0		1,0										
J.40				1,2		1,2										
J.41				2,0			2,0									
J.42				1,0			1,0									
J.43				2,2			2,2									
J.44				2,3		2,3										
J.45				2,6		2,6										
J.46				3,8		3,8										
J.47				1,5		1,5										
J.48				2,3		2,3										
J.49				1,4				1,4								
J.50				1,1		1,1										
J.51				2,0		2,0										
J.52				4,8		4,8										

OWNER: BRUWER A S **FARM NO:** 10 **EXTENT:** 155,90 ha

	IRRIGATION TYPE					CROP TYPE										
Block No	Mecha-nical	Sprink-ler	Micro	Drip	Flood	Vine	Peaches	Apri-cots	Lucerne	Graz-ing	Grain	Maize	Vegeta-bles	Other	Fallow	Comments
J.53				0,8		0,8										
J.54															3,2	
J.55				0,8		0,8										
J.56				2,4		2,4										
J.57				2,6		2,6										
TOTAL	-	1,1	-	103,7	-	89,6	8,9	5,2	-	1,1	-	-	-	-	3,2	108,0 ha

OWNER: VAN DEVENTER W A **FARM NO:** 11 **EXTENT:** 37,60 ha

	IRRIGATION TYPE					CROP TYPE										
Block No	Mecha-nical	Sprink-ler	Micro	Drip	Flood	Vine	Peaches	Apri-cots	Lucerne	Graz-ing	Grain	Maize	Vegeta-bles	Other	Fallow	Comments
K.01		1,4					1,4									
K.02		0,7												0,7		Nursery
K.03				3,1		3,1										
K.04				0,7				0,7								
K.05				2,2		2,2										
K.06															0,8	
K.07				1,9		1,9										
K.08				0,6		0,6										
K.09				0,5		0,5										
K.10				1,3		1,3										
K.11				1,5		1,5										
K.12				1,5		1,5										
K.13															1,5	
K.14				1,9		1,9										
K.15		0,5												0,5		Nursery
K.16															1,1	
K.17				1,2		1,2										
K.18					0,8			0,8								
K.19		0,5												0,5		Nursery
K.20		0,3												0,3		Nursery
TOTAL	-	3,4	-	16,4	0,8	15,7	1,4	1,5	-	-	-	-	-	2,0	3,4	24,0 ha

OWNER: BURGER G C **FARM NO:** 13 **EXTENT:** 22,10 ha

	IRRIGATION TYPE					CROP TYPE										
Block No	Mecha-nical	Sprink-ler	Micro	Drip	Flood	Vine	Peaches	Apri-cots	Lucerne	Graz-ing	Grain	Maize	Vegeta-bles	Other	Fallow	Comments
M.01				2,0		2,0										
M.02					0,8			0,8								
M.03				0,9		0,9										
M.04				2,7		2,7										
M.05					0,3					0,3						
M.06				0,7		0,7										
M.07					1,7			1,7								
M.08					1,4		1,4									
M.09				1,4		1,4										
M.10				1,0		1,0										
M.11				1,0		1,0										
M.12					1,6		1,6									
M.13					2,4		2,4									
TOTAL	-	-	-	9,7	8,2	9,7	5,4	2,5	-	0,3	-	-	-	-	-	17,9 ha

OWNER: RABIE J M **FARM NO:** 15 **EXTENT:** 31,27 ha

	IRRIGATION TYPE					CROP TYPE										
Block No	Mecha-nical	Sprink-ler	Micro	Drip	Flood	Vine	Peaches	Apri-cots	Lucerne	Graz-ing	Grain	Maize	Vegeta-bles	Other	Fallow	Comments
O.01		0,6				0,6										
O.02				1,7									1,7			
O.03		0,5				0,5										
O.04				1,4		1,4										
O.05				1,0		1,0										
O.06				1,2		1,2										
O.07				1,0		1,0										
O.08		0,9						0,9								
O.09		0,8				0,8										
O.10				0,4		0,4										
O.11				2,2		2,2										
O.12				2,5		2,5										
O.13				2,0		2,0										
O.14				2,4		2,4										
O.15				0,4		0,4										
O.16				0,8									0,8			
O.17				0,4		0,4										
O.18		0,7						0,7								
O.19				0,7									0,7			
O.20				0,7		0,7										
TOTAL	-	3,5	-	18,8	-	17,5	-	1,6	-	-	-	-	3,2	-	-	22,3 ha

OWNER: KRIEL S T FARM NO: 16 EXTENT: 125,32 ha

	IRRIGATION TYPE					CROP TYPE										
Block No	Mecha-nical	Sprink-ler	Micro	Drip	Flood	Vine	Peaches	Apri-cots	Lucerne	Graz-ing	Grain	Maize	Vegeta-bles	Other	Fallow	Comments
P.01				4,2		4,2										
P.02				3,0				3,0								
P.03				3,9		3,9										
P.04				2,3									2,3			
P.05				1,9		1,9										
P.06				2,0									2,0			
P.07		2,9							2,9							
P.08															2,9	
P.09				1,7		1,7										
P.10				3,2		3,2										
P.11					1,9		1,9									
P.12		0,9								0,9						
P.13		1,7								1,7						
P.14		0,4								0,4						
P.15		1,2								1,2						
P.16				3,6		3,6										
P.17			1,2			1,2										
P.18				1,8			1,8									
P.19			2,0			2,0										
P.20			2,5					2,5								
P.21			4,3			4,3										
P.22			1,8			1,8										
P.23			2,1			2,1										
P.24				2,8									2,8			
P.25		2,5								2,5						
TOTAL	-	9,6	13,9	30,4	1,9	29,9	3,7	5,5	2,9	6,7	-	-	7,1	-	2,9	58,7 ha

OWNER: RETIEF BROERS **FARM NO:** 17 **EXTENT:** 79,38 ha

	IRRIGATION TYPE					CROP TYPE										
Block No	Mecha-nical	Sprink-ler	Micro	Drip	Flood	Vine	Peaches	Apri-cots	Lucerne	Graz-ing	Grain	Maize	Vegeta-bles	Other	Fallow	Comments
Q.01				0,7		0,7										
Q.02				1,3		1,3										
Q.03				1,0		1,0										
Q.04				2,8		2,8										
Q.05				1,2		1,2										
Q.06				1,5		1,5										
Q.07				0,6		0,6										
Q.08				2,4		2,4										
Q.09			1,2					1,2								
Q.10				1,6		1,6										
Q.11				1,2		1,2										
Q.12				1,6		1,6										
Q.13				2,2		2,2										
Q.14				2,0		2,0										
Q.15			2,5					2,5								
Q.16			2,0					2,0								
Q.17			2,3					2,3								
Q.18				3,4		3,4										
Q.19				2,0									2,0			
Q.20				0,8				0,8								
Q.21				1,2				1,2								
Q.22				0,3		0,3										
Q.23				1,2		1,2										
Q.24				1,5		1,5										
Q.25				1,9		1,9										
Q.26				1,3		1,3										

OWNER: RETIEF BROERS **FARM NO:** 17 **EXTENT:** 79,38 ha

	IRRIGATION TYPE					CROP TYPE										
Block No	Mecha-nical	Sprink-ler	Micro	Drip	Flood	Vine	Peaches	Apri-cots	Lucerne	Graz-ing	Grain	Maize	Vegeta-bles	Other	Fallow	Comments
Q.27				1,5		1,5										
Q.28				0,9		0,9										
Q.29				1,1		1,1										
Q.30				1,8		1,8										
Q.31				2,8		2,8										
Q.32				2,3		2,3										
Q.33				1,3				1,3								
Q.34				0,3		0,3										
Q.35				2,8		2,8										
Q.36				1,8				1,8								
Q.37				1,3		1,3										
Q.38				1,7				1,7								
Q.39				0,8				0,8								
Q.40				0,9				0,9								
Q.41		1,0								1,0						
Q.42				1,6		1,6										
Q.43				1,7		1,7										
TOTAL	-	1,0	8,0	58,3	-	46,3	-	16,5	-	1,0	-	-	3,5	-	-	67,3 ha

OWNER: SMUTS BROERS **FARM NO:** 18 **EXTENT:** 98,30 ha

	IRRIGATION TYPE					CROP TYPE										
Block No	Mecha-nical	Sprink-ler	Micro	Drip	Flood	Vine	Peaches	Apri-cots	Lucerne	Graz-ing	Grain	Maize	Vegeta-bles	Other	Fallow	Comments
R.01				1,9		1,9										
R.02				2,4			2,4									
R.03				1,6			1,6									
R.04				2,7		2,7										
R.05				1,9			1,9									
R.06				2,1		2,1										
R.07				3,0		3,0										
R.08				2,9		2,9										
R.09				1,5									1,5			
R.10				3,5									3,5			
R.11				3,5		3,5										
R.12				2,3			2,3									
R.13				2,0		2,0										
R.14			1,9				1,9									
R.15					2,9	2,9										
R.16				3,5		3,5										
R.17				3,4		3,4										
R.18		5,7							5,7							
R.19				1,4									1,4			
R.20				1,9			1,9									
R.21				2,1		2,1										
R.22				1,1		1,1										
R.23				1,8			1,8									
R.24				1,6		1,6										
R.25		2,1								2,1						
R.26		2,2							2,2							

OWNER: SMUTS BROERS **FARM NO:** 18 **EXTENT:** 98,30 ha

	IRRIGATION TYPE					CROP TYPE										
Block No	Mecha-nical	Sprink-ler	Micro	Drip	Flood	Vine	Peaches	Apri-cots	Lucerne	Graz-ing	Grain	Maize	Vegeta-bles	Other	Fallow	Comments
R.27		1,4							1,4							
R.28				1,1				1,1								
R.29				2,6		2,6										
R.30				2,2		2,2										
R.31				1,1		1,1										
R.32		2,0						2,0								
TOTAL	-	13,4	1,9	55,1	2,9	38,6	13,8	3,10	9,3	2,1	-	-	6,4	-	-	73,30 ha

OWNER: MARAIS P C **FARM NO:** 19 **EXTENT:** 76,98 ha

	IRRIGATION TYPE					CROP TYPE										
Block No	Mecha-nical	Sprink-ler	Micro	Drip	Flood	Vine	Peaches	Apri-cots	Lucerne	Graz-ing	Grain	Maize	Vegeta-bles	Other	Fallow	Comments
S.01		3,7				3,7										
S.02			3,6			3,6										
S.03		3,6				3,6										
S.04		4,3				4,3										
S.05			2,3			2,3										
S.06			4,7			4,7										
S.07			6,0			6,0										
S.08			3,1			3,1										
S.09		3,5				3,5										
S.10		4,1				4,1										
S.11		2,5				2,5										
S.12			1,4				1,4									
S.13		3,4				3,4										
S.14		4,6				4,6										
S.15		3,2				3,2										
S.16					1,6	1,6										
S.17					1,3	1,3										
S.18		2,8				2,8										
S.19		1,3				1,3										
S.20		5,4				5,4										
TOTAL	-	42,4	21,1	-	2,9	65,0	1,4	-	-	-	-	-	-	-	-	66,4 ha

OWNER: BURGER J M **FARM NO:** 20 **EXTENT:** 189,19 ha

	IRRIGATION TYPE					CROP TYPE										
Block No	Mecha-nical	Sprink-ler	Micro	Drip	Flood	Vine	Peaches	Apri-cots	Lucerne	Graz-ing	Grain	Maize	Vegeta-bles	Other	Fallow	Comments
T.01				5,6		5,6										
T.02				2,6				2,6								
T.03				1,0		1,0										
T.04				1,2		1,2										
T.05				2,0		2,0										
T.06				2,1		2,1										
T.07				1,8		1,8										
T.08				2,2		2,2										
T.09				1,2		1,2										
T.10				4,3		4,3										
T.11		1,7				1,7										
T.12					3,6			3,6								
T.13					5,8			5,8								
T.14				1,8		1,8										
T.15				2,7		2,7										
T.16				5,4		5,4										
T.17				4,3		4,3										
T.18				14,3		14,3										
T.19				5,0		5,0										
T.20					2,8	2,8										
T.21					4,4	4,4										
T.22					0,7				0,7							
T.23					1,2	1,2										
T.24					1,2	1,2										
T.25					3,2	3,2										
TOTAL	-	1,7	-	57,5	22,9	69,4	-	1-2	0,7	-	-	-	-	-	-	82,1 ha

OWNER: DOMS BROERS FARM NO: 21 EXTENT: 115,46 ha

	IRRIGATION TYPE					CROP TYPE										
Block No	Mecha-nical	Sprink-ler	Micro	Drip	Flood	Vine	Peaches	Apri-cots	Lucerne	Graz-ing	Grain	Maize	Vegeta-bles	Other	Fallow	Comments
U.01				1,8		1,8										
U.02		2,8							2,8							
U.03		4,5				4,5										
U.04		4,4							4,4							
U.05				3,7		3,7										
U.06		0,8				0,8										
U.07				4,1		4,1										
U.08				3,0		3,0										
U.09		1,6				1,6										
U.10		3,0				3,0										
U.11		1,7				1,7										
U.12		0,6											0,6			
U.13		0,2								0,2						
U.14		0,2								0,2						
U.15		0,2								0,2						
U.16		0,1								0,1						
U.17		0,6								0,6						
U.18		0,7								0,7						
U.19		0,7								0,7						
U.20		0,1								0,1						
U.21		0,2								0,2						
U.22		0,1								0,1						
U.23		0,2								0,2						
U.24		1,0								1,0						
U.25		1,7								1,7						
U.26		1,4								1,4						

OWNER: DOMS BROERS FARM NO: 21 EXTENT: 115,46 ha

	IRRIGATION TYPE					CROP TYPE										
Block No	Mecha-nical	Sprink-ler	Micro	Drip	Flood	Vine	Peaches	Apri-cots	Lucerne	Graz-ing	Grain	Maize	Vegeta-bles	Other	Fallow	Comments
U.27		0,7								0,7						
U.28		0,5								0,5						
U.29		0,8								0,8						
U.30		0,6								0,6						
U.31		1,0								1,0						
U.32		0,9								0,9						
U.33		2,2								2,2						
U.34		0,9								0,9						
U.35		1,1								1,1						
U.36		2,2								2,2						
U.37		1,3								1,3						
U.38		1,0								1,0						
U.39		0,7								0,7						
U.40		0,6								0,6						
U.41		1,7								1,7						
U.42		0,5								0,5						
U.43		1,6								1,6						
U.44		1,3								1,3						
U.45		1,4								1,4						
U.46		1,3								1,3						
U.47		1,4								1,4						
U.48		0,1								0,1						
U.49		1,8								1,8						
U.50		1,5								1,5						
U.51		0,7								0,7						
U.52		1,0								1,0						

OWNER: DOMS BROERS **FARM NO:** 21 **EXTENT:** 115,46 ha

	IRRIGATION TYPE					CROP TYPE										
Block No	Mecha-nical	Sprink-ler	Micro	Drip	Flood	Vine	Peaches	Apri-cots	Lucerne	Graz-ing	Grain	Maize	Vegeta-bles	Other	Fallow	Comments
U.53		1,2								1,2						
U.54		1,2								1,2						
U.55		2,9				2,9										
U.56		2,8				2,8										
U.57		4,6				4,6										
U.58		3,3				3,3										
U.59		1,9				1,9										
U.60		8,7				8,7										
U.61		1,6				1,6										
U.62		7,7				7,7										
U.63		2,9				2,9										
U.64		2,9				2,9										
TOTAL	-	97,3	-	12,6	-	63,5	-	-	7,2	38,6	-	-	0,6	-	-	109,9 ha

OWNER: BRITZ J **FARM NO:** 22 **EXTENT:** 42,73 ha

	IRRIGATION TYPE					CROP TYPE										
Block No	Mecha-nical	Sprink-ler	Micro	Drip	Flood	Vine	Peaches	Apri-cots	Lucerne	Graz-ing	Grain	Maize	Vegeta-bles	Other	Fallow	Comments
V.01				1,1									1,1			
V.02				1,9									1,9			
V.03				1,2		1,2										
V.04				1,4		1,4										
V.05		3,0									3,0					
V.06				1,1		1,1										
V.07				5,7		5,7										
V.08				3,8		3,8										
V.09				1,8									1,8			
V.10				0,9		0,9										
V.11				3,5		3,5										
V.12				0,9									0,9			
TOTAL	-	3,0	-	23,3	-	17,6	-	-	-	-	3,0	-	5,7	-	-	26,3 ha

OWNER: FOULKES T **FARM NO:** 23 **EXTENT:** 22,30 ha

	IRRIGATION TYPE					CROP TYPE										
Block No	Mecha-nical	Sprink-ler	Micro	Drip	Flood	Vine	Peaches	Apri-cots	Lucerne	Graz-ing	Grain	Maize	Vegeta-bles	Other	Fallow	Comments
W.01		0,2								0,2						
W.02		0,2								0,2						
W.03		0,2								0,2						
W.04		0,2								0,2						
W.05		0,2								0,2						
W.06		0,2								0,2						
W.07		0,2								0,2						
W.08		0,7								0,7						
W.09		0,2								0,2						
W.10		0,2								0,2						
W.11		0,3								0,3						
W.12		0,5								0,5						
W.13		0,5								0,5						
W.14		0,6								0,6						
W.15		0,1								0,1						
W.16		0,3								0,3						
W.17		0,5								0,5						
W.18		0,4								0,4						
W.19		0,1								0,1						
W.20		0,3								0,3						
W.21		1,0								1,0						
W.22		1,0								1,0						
W.23		0,8								0,8						
W.24		1,2								1,2						
W.25		0,9								0,9						
W.26		1,1								1,1						

OWNER: FOULKES T **FARM NO:** 23 **EXTENT:** 22,30 ha

	IRRIGATION TYPE					CROP TYPE										
Block No	Mecha-nical	Sprink-ler	Micro	Drip	Flood	Vine	Peaches	Apri-cots	Lucerne	Graz-ing	Grain	Maize	Vegeta-bles	Other	Fallow	Comments
W.27		1,0								1,0						
W.28		0,5								0,5						
W.29		1,6								1,6						
W.30		0,4								0,4						
W.31		0,6								0,6						
W.32		0,6								0,6						
W.33		0,5								0,5						
	-	16,8	-	-	-	-	-	-	-	16,8	-	-	-	-	-	16,8 ha

OWNER: VAN DEVENTER G **FARM NO:** 24 **EXTENT:** 29,31 ha

	IRRIGATION TYPE					CROP TYPE										
Block No	Mecha-nical	Sprink-ler	Micro	Drip	Flood	Vine	Peaches	Apri-cots	Lucerne	Graz-ing	Grain	Maize	Vegeta-bles	Other	Fallow	Comments
X.01		3,1												3,1		Nursery
X.02				1,1		1,1										
X.03				3,5		3,5										
X.04				3,6		3,6										
X.05				3,5				3,5								
X.06				0,9		0,9										
X.07				1,1		1,1										
X.08				2,2		2,2										
X.09				1,1		1,1										
X.10				2,5		2,5										
X.11				2,9		2,9										
TOTAL	-	3,1	-	22,4	-	18,9	-	3,5	-	-	-	-	-	3,1	-	25,5 ha

OWNER: FOULKES T **FARM NO:** 23 **EXTENT:** 22,30 ha

	IRRIGATION TYPE					CROP TYPE										
Block No	Mecha-nical	Sprink-ler	Micro	Drip	Flood	Vine	Peaches	Apri-cots	Lucerne	Graz-ing	Grain	Maize	Vegeta-bles	Other	Fallow	Comments
W.27		1,0								1,0						
W.28		0,5								0,5						
W.29		1,6								1,6						
W.30		0,4								0,4						
W.31		0,6								0,6						
W.32		0,6								0,6						
W.33		0,5								0,5						
	-	16,8	-	-	-	-	-	-	-	16,8	-	-	-	-	-	16,8 ha

OWNER: RABIE J T FARM NO: 25 EXTENT: 71,23 ha

	IRRIGATION TYPE					CROP TYPE										
Block No	Mecha-nical	Sprink-ler	Micro	Drip	Flood	Vine	Peaches	Apri-cots	Lucerne	Graz-ing	Grain	Maize	Vegeta-bles	Other	Fallow	Comments
Y.01				2,0		2,0										
Y.02				1,8		1,8										
Y.03				2,1		2,1										
Y.04				1,9		1,9										
Y.05		0,5								0,5						
Y.06				0,2									0,2			
Y.07				0,5		0,5										
Y.08				0,7				0,7								
Y.09				0,9		0,9										
Y.10				1,2				1,2								
Y.11				1,6		1,6										
Y.12				1,3		1,3										
Y.13				1,3		1,3										
Y.14			2,1			2,1										
Y.15				0,6		0,6										
Y.16				1,0		1,0										
Y.17				2,6				2,6								
Y.18				1,6		1,6										
Y.19				1,7									1,7			
Y.20				1,5		1,5										
Y.21				1,6		1,6										
Y.22				1,4		1,4										
Y.23				2,4									2,4			
Y.24				2,2		2,2										
Y.25				2,5		2,5										
Y.26				1,8		1,8										

OWNER: RABIE J T **FARM NO:** 25 **EXTENT:** 71,23 ha

	IRRIGATION TYPE					CROP TYPE										
Block No	Mecha-nical	Sprink-ler	Micro	Drip	Flood	Vine	Peaches	Apri-cots	Lucerne	Graz-ing	Grain	Maize	Vegeta-bles	Other	Fallow	Comments
Y.27				1,5		1,5										
Y.28				1,6		1,6										
Y.29				2,1		2,1										
Y.30				1,4		1,4										
Y.31				1,0									1,0			
Y.32				1,4		1,4										
Y.33				1,7		1,7										
Y.34				1,2		1,2										
Y.35				1,2		1,2										
Y.36				1,2		1,2										
Y.37				1,5		1,5										
Y.38				0,8									0,8			
Y.39				1,1		1,1										
Y.40			0,5				0,5									
Y.41			1,4			1,4										
Y.42			1,8			1,8										
Y.43			2,1			2,1										
Y.44			1,3			1,3										
Y.45			1,1			1,1										
TOTAL	-	0,5	10,3	54,1	-	53,3	0,5	4,5	-	0,5	-	-	6,1	-	-	64,9 ha

B34

CANAL SECTION: AB

Chainage (m)	0	174	223	313,5	367	385	420	487	593	690
Canal Wall Crest level (m)	100,12	100,04	99,96	99,98	100,01	99,95	99,95	99,98	100,00	99,88
Canal Invert level (m)	99,02	98,89	98,84	98,87	98,84	98,83	98,82	98,85	98,85	98,73
Canal Width (m)	3,0	3,0	3,0	3,0	3,0	3,0	3,0	3,0	3,0	3,0
Slope of Invert		1:1338	1:980	-1:3016	1:1783	1:1800	1:3500	-1:2233	Horizontal	1:808
General Invert Slope AB	1:2379									
Off-take type/No	S1									
Chainage (m)	87									
Off-take Invert level (m)	98,95									
Pipe (P) diameter (mm)										
Sluice (S) width (mm)	300									

CANAL SECTION: BC

Chainage (m)	690	714	785,5	869	906,5	1063,5	1138	1217	1259	1324
Canal Wall Crest level (m)	99,88	99,89	99,84	99,79	99,82	99,92	99,77	99,72	99,75	99,75
Canal Invert level (m)	98,73	98,70	98,67	98,65	98,70	98,65	98,64	98,56	98,56	98,57
Canal Width (m)	3,0	3,0	3,0	3,0	3,0	3,0	3,0	3,0	3,0	3,0
Slope of invert		1:800	1:2383	1:4175	-1:750	1:3140	1:7450	1:987	Horizontal	1:6500
General Invert Slope BC	1:3962									
Off-take type/No	S2									
Chainage (m)	1215									
Off-take Invert level (m)	98,63									
Pipe (P) diameter (mm)										
Sluice (S) width (mm)	300									

CANAL SECTION: CD

Chainage (m)	1324	1420	1506	1556	1708	1761	1949			
Canal Wall Crest level (m)	99,75	99,71	99,77	99,69	99,71	99,64	99,58			
Canal Invert level (m)	98,57	98,57	98,59	98,53	98,52	98,50	98,46			
Canal Width (m)	3,03	3,0	3,0	3,0	3,0	3,0	3,0			
Slope of Invert		Horizontal	-1:4300	1:833	1:15250	1:2625	1:4700			
General Invert Slope CD	1:5681									
Off-take type/No	P1	S3								
Chainage (m)	1452	1793								
Off-take Invert level (m)		98,41								
Pipe (P) diameter (mm)	20									
Sluice (S) width (mm)		300								

CANAL SECTION: DE

Chainage (m)	1949	2011	2087	2181	2302	2377	2451	2626	2648	
Canal Wall Crest level(m)	99,58	99,55	99,55	99,52	99,51	99,50	99,49	99,45	99,46	
Canal Invert level (m)	98,46	98,43	98,41	98,36	98,37	98,32	98,31	98,28	98,25	
Canal Width (m)	3,0	3,0	3,0	3,0	2,7	2,7	2,7	2,7	2,7	
Slope of invert		1:2066	1:3800	1:1880	-1:12100	1:1500	1:7400	1:5833	1:733	
General Invert Slope DE	1:3328									
Off-take type/No	P2	S4	P3	S5						
Chainage (m)	2058	2070	2197	2616						
Off-take Invert level (m)		98,43		98,29						
Pipe (P) diameter (mm)	20		20							
Sluice (S) width (mm)		300		300						

CANAL SECTION: EF

Chainage (m)	2648	2725	2781	2853,5	2906	2953	3118	3195	3266	3338
Canal Wall Crest level (m)	99,46	99,51	99,43	99,38	99,37	99,37	99,40	99,43	99,43	99,41
Canal Invert level (m)	98,25	98,29	98,29	98,27	98,26	98,26	98,28	98,31	98,30	98,29
Canal Width (m)	2,7	2,7	2,7	2,7	2,7	2,7	2,7	2,7	2,7	2,7
Slope of Invert		-1:1925	Horizontal	1:3625	1:5250	Horizontal	-1:8250	-1:2566	1:7100	1:7200
General Invert Slope EF										
Off-take type/No	S6	S7	S8							
Chainage (m)	2720	2916	3054							
Off-take Invert level (m)	98,26	98,27	98,29							
Pipe (P) diameter (mm)										
Sluice (S) width (mm)	300	300	300							

CANAL SECTION: FG

Chainage (m)	3338	3417	3568	3665	3790	3825	3907	39925		
Canal Wall Crest level (m)	99,41	99,58	99,35	99,29	99,37	99,37	99,35	99,31		
Canal Invert level (m)	98,29	98,26	98,25	98,17	98,28	98,26	98,26	98,22		
Canal Width (m)	2,7	2,7	2,7	2,7	2,7	2,7	2,7	2,7		
Slope of invert		1:2633	1:15100	1:1212	-1:1136	1:1750	Horizontal	1:2137		
General Invert Slope FG	1:9350									
Off-take type/No	S9									
Chainage (m)	3418	3807								
Off-take Invert level (m)	98,26	98,28								
Pipe (P) diameter (mm)										
Sluice (S) width (mm)	300	300								

CANAL SECTION: GH

Chainage (m)	39925	4053	4150	4249,5	4335	4407	4536	4644	4731	4816
Canal Wall Crest level (m)	99,31	99,31	99,27	99,32	99,26	99,23	99,30	99,34	99,37	99,38
Canal Invert level (m)	98,22	98,23	98,21	98,23	98,17	98,14	98,16	98,20	98,20	98,22
Canal Width (m)	2,7	2,7	2,7	2,7	2,7	2,7	2,7	2,7	2,7	2,7
Slope of Invert	-1:6050	1:4850	-1:4975	1:1425	1:2400	-1:6450	-1:2700	Horizontal	-1:4250	
General Invert Slope GH	Horizontal									
Off-take type/No	S11	S12	S13							
Chainage (m)	4060	4217	4766							
Off-take Invert level (m)	98,59	98,34	98,23							
Pipe (P) diameter (mm)										
Sluice (S) width (mm)	300	300	300							

CANAL SECTION: HI

Chainage (m)	4816	4905	4979	5078	5182	5249	5362	5447	5511	5579
Canal Wall Crest level (m)	99,38	99,35	99,18	99,20	99,19	99,20	99,20	99,21	99,21	99,21
Canal Invert level (m)	98,22	98,21	98,18	98,20	98,20	98,20	98,20	98,20	98,20	98,22
Canal Width (m)	2,7	2,7	2,7	2,7	2,7	2,7	2,7	2,7	2,7	2,7
Slope of invert	1:8900	1:2466	-1:4950	Horizontal	Horizontal	Horizontal	Horizontal	Horizontal	-1:3400	
General Invert Slope HL	Horizontal									
Off-take type/No	P4	P5	S14	S15						
Chainage (m)	4951	5058	5111	5344						
Off-take Invert level (m)			98,23	98,27						
Pipe (P) diameter (mm)	20	20								
Sluice (S) width (mm)			300	300						

CANAL SECTION: IJ

Chainage (m)	5579	5639	5698	5798	5400	5965	6059	6138	6270	6363
Canal Wall Crest level (m)	99,21	99,22	99,28	99,24	99,21	99,21	99,29	99,30	99,31	99,29
Canal Invert level (m)	98,22	98,22	98,31	98,25	98,23	98,21	98,27	98,28	98,31	98,28
Canal Width (m)	2,7	2,7	2,7	2,7	2,7	2,7	2,7	2,7	2,7	2,7
Slope of Invert		Horizontal	-1:655	1:1666	1:5100	1:4400	-1:1566	-1:7900	-1:4400	1:3100
General Invert Slope IJ	-1:13066									
Off-take type/No	S16	S17	S18	P6	S19					
Chainage (m)	5795	5985	6113	6149	6170					
Off-take Invert level (m)	98,26	98,24	98,31		98,36					
Pipe (P) diameter (mm)				20						
Sluice (S) width (mm)	300	300	300		300					

CANAL SECTION: JK

Chainage (m)	6363	6415	6517	6599	6707	6781	6863	6977	7046	7078
Canal Wall Crest level (m)	99,29	99,30	99,35	99,32	99,43	99,43	99,46	99,46	99,40	99,38
Canal Invert level (m)	98,28	98,29	98,33	98,37	98,42	98,42	98,46	93,38	98,39	98,38
Canal Width (m)	2,7	2,7	2,7	2,7	2,7	2,7	2,7	2,7	2,7	2,7
Slope of invert		-1:5200	-1:2550	-1:2050	-1:2160	Horizontal	-1:2050	1:1425	-1:6900	1:3200
General Invert Slope JK	-1:7150									
Off-take type/No	S20	P7								
Chainage (m)	6435	6639								
Off-take Invert level (m)	98,28									
Pipe (P) diameter (mm)		20								
Sluice (S) width (mm)	300									

CANAL SECTION: KL

Chainage (m)	7078	7103	7172	7234	7291	7403	7439	7535	7590	7713
Canal Wall Crest level(m)	99,38	99,37	99,33	99,37	99,33	99,27	99,27	99,25	99,29	99,29
Canal Invert level (m)	98,38	98,37	98,28	98,41	98,35	98,28	98,27	98,25	98,26	98,23
Canal Width (m)	2,7	2,7	2,7	2,7	2,7	2,7	2,7	2,7	2,7	2,7
Slope of Invert		1:2500	1:627	-1:476	1:950	1:1600	1:3600	1:4800	-1:2750	1:4100
General Invert Slope KL	1:4233									
Off-take type/No	S21	S22								
Chainage (m)	7140	7473								
Off-take Invert level (m)	98,36	98,20								
Pipe (P) diameter (mm)										
Sluice (S) width (mm)	300	300								

CANAL SECTION: LM

Chainage (m)	7713	7831	7968	8079	8111	8200	8273	8332	8367	
Canal Wall Crest level(m)	99,29	99,24	99,21	99,14	99,07	99,00	99,36	99,01	98,94	
Canal Invert level (m)	98,23	98,23	98,20	98,00	97,98	97,98	98,26	97,90	97,84	
Canal Width (m)	2,7	2,7	2,7	2,7	2,3	2,3	2,3	2,3	2,3	
Slope of invert		Horizontal	1:4566	1:555	1:1600	1:890	-1:97	1:243	1:583	
General Invert Slope LM	1:1676									
Off-take type/No	P8	S23	S24							
Chainage (m)	8240	8347	8348							
Off-take Invert level (m)		98,14	98,14							
Pipe (P) diameter (mm)	20									
Sluice (S) width (mm)		300	300							

CANAL SECTION: MN

Chainage (m)	8367	8483	8565	8664	8786	8902	8981	9106	9213	9382
Canal Wall Crest level (m)	98,94	98,86	98,78	98,72	98,72	98,67	98,68	98,69	98,67	98,61
Canal Invert level (m)	97,84	97,77	97,68	97,61	97,59	97,67	97,68	97,60	97,56	97,49
Canal Width (m)	2,3	2,3	2,3	2,4	2,4	2,4	2,4	2,4	2,4	2,4
Slope of Invert		1:1657	1:911	1:1414	1:6100	-1:1450	-1:7900	1:1562	1:2675	1:2414
General Invert Slope MN	1:2900									
Off-take type/No	S25	S26	S27	P9						
Chainage (m)	8411	8807	9066	9155						
Off-take Invert (m)	97,77	97,64	97,62							
Pipe (P) diameter (mm)				20						
Sluice (S) width (mm)	300	300	300							

CANAL SECTION: NO

Chainage (m)	9382	9450	9505	9600	9660	9757	9874	9949	10049	
Canal Wall Crest level(m)	98,61	98,58	98,58	98,48	98,43	98,40	98,32	98,27	98,20	
Canal Invert level (m)	97,49	97,47	98,48	97,45	97,39	97,37	97,31	97,27	97,20	
Canal Width (m)	2,4	2,4	2,4	2,4	2,4	2,4	2,4	2,4	2,4	
Slope of invert		1:3400	-1:5500	1:3166	1:1000	1:4850	1:1950	1:1875	1:1428	
General Invert Slope NO	1:2300									
Off-take type/No	S28	S29	S30	S31	S32	S33	S34	S35		
Chainage (m)	9632	9741	9743	9744	9757	9888	10031	10032		
Off-take Invert level (m)	97,39	97,37	97,37	97,37	97,35	97,27	97,18	97,18		
Pipe (P) diameter (mm)										
Sluice (S) width (mm)	300	300	300	300	300	300	300	300		

CANAL SECTION: OP

Chainage (m)	10049	10150	10260	10308	10439	10522	10643	10753		
Canal Wall Crest level (m)	98,20	98,23	98,19	98,15	98,17	98,16	98,07	98,03		
Canal Invert level (m)	97,20	97,20	97,22	97,15	97,13	97,18	97,10	97,06		
Canal Width (m)	2,4	2,4	2,4	2,4	2,4	2,4	2,4	2,4		
Slope of Invert		Horizontal	-1:5500	1:685	1:6550	-1:1660	1:1512	1:2750		
General Invert Slope OP	1:5028									
Off-take type/No	P10	S36								
Chainage (m)	10070	10387								
Off-take Invert level (m)		97,16								
Pipe (P) diameter (mm)	20									
Sluice (S) width (mm)		300								

CANAL SECTION: PQ

Chainage (m)	10753	10835	10895	11011	1114	11203	11307	11387		
Canal Wall Crest level (m)	98,03	97,98	97,94	97,92	97,91	97,92	98,02	98,02		
Canal Invert level (m)	97,06	96,96	96,94	96,92	96,95	96,92	97,00	97,02		
Canal Width (m)	2,4	2,4	2,4	2,4	2,4	2,4	2,4	2,4		
Slope of invert		1:820	1:3000	1:5800	-1:3433	1:2966	1:1300	-1:4000		
General Invert Slope PQ	1:15850									
Off-take type/No	S37	S38	S39							
Chainage (m)	10776	11247	11381							
Off-take Invert level (m)	97,04	97,00	97,01							
Pipe (P) diameter (mm)										
Sluice (S) width (mm)	300	300	300							

CANAL SECTION: QR

Chainage (m)	11387	11519	11613	11713	11843	11939	12003	12062		
Canal Wall Crest level(m)	98,02	97,96	97,95	97,95	97,95	97,91	97,90	97,89		
Canal Invert level (m)	97,02	96,96	96,93	96,93	96,93	96,91	96,90	96,88		
Canal Width (m)	2,4	2,4	2,4	2,4	2,4	2,4	2,4	2,4		
Slope of Invert		1:2200	1:3133	Horizontal	Horizontal	1:4800	1:6400	1:2950		
General Invert Slope QR	1:16875									
Off-take type/No	S40									
Chainage (m)	11843									
Off-take Invert level (m)	96,93									
Pipe (P) diameter (mm)										
Sluice (S) width (mm)	300									

CANAL SECTION: RS

Chainage (m)	12062	12154	12318	12441	12522	12571	12678	12743	12853	
Canal Wall Crest level(m)	97,89	97,84	97,73	97,66	97,64	97,62	97,61	97,78	97,61	
Canal Invert level (m)	96,88	96,81	96,71	96,69	96,66	96,64	96,61	96,58	96,61	
Canal Width (m)	2,4	2,4	1,8	1,8	1,8	1,8	1,8	1,8	1,8	
Slope of invert		1:1314	1:1640	1:6150	1:2700	1:2450	1:3566	1:2166	-1:3666	
General Invert Slope RS	1:2929									
Off-take type/No	S41	S42	S43	S44	S45					
Chainage (m)	12111	12213	12456	12598	12664					
Off-take Invert level (m)	96,88	96,76	96,69	96,65	96,61					
Pipe (P) diameter (mm)										
Sluice (S) width (mm)	300	300	300	300	300					

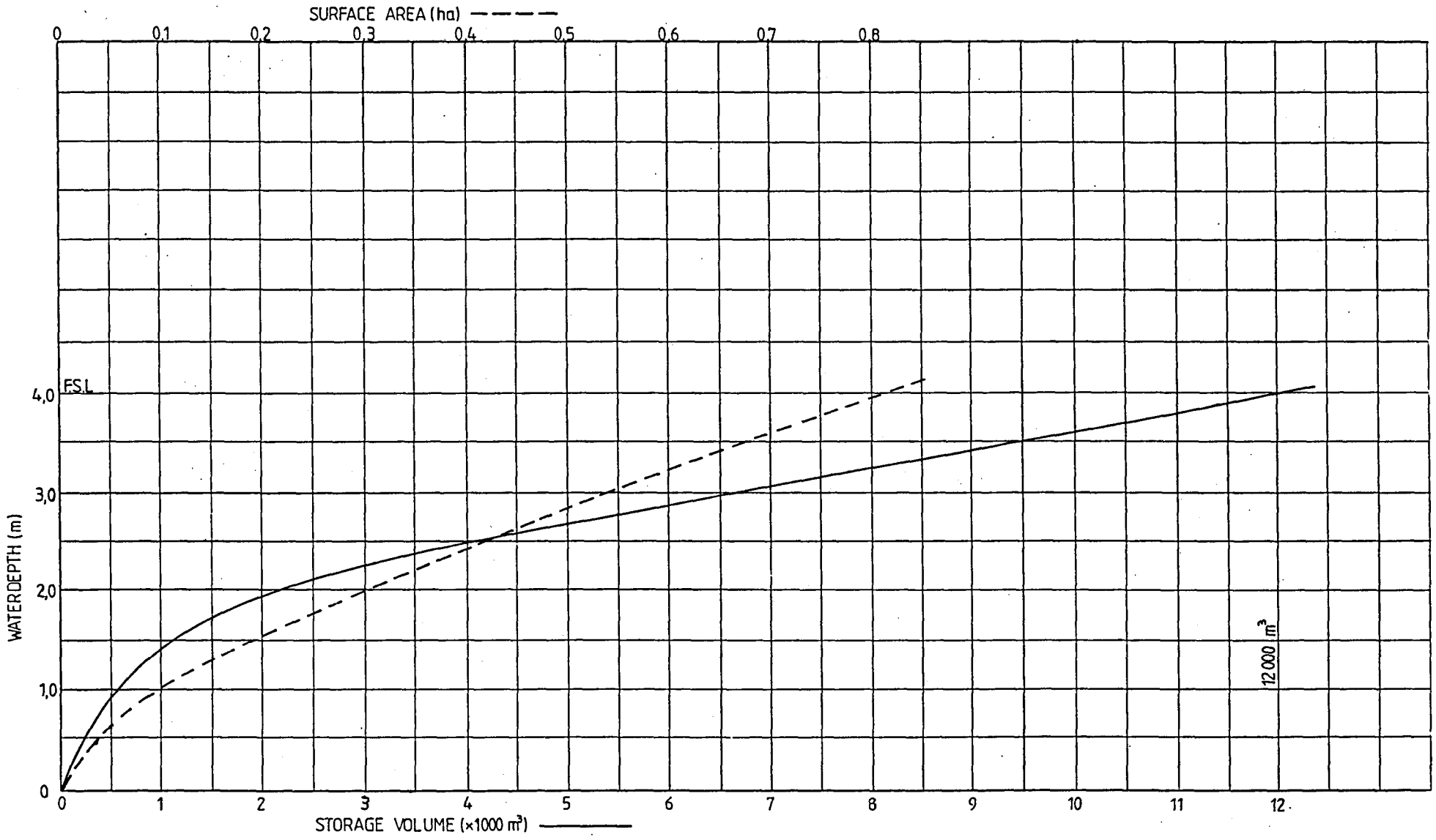
SURFACE AREA (ha)
0
0,1
0,2
0,3
0,4
0,5
0,6
0,7
0,8
FSL
4,0
3,0
2,0
1,0
0
WATERDEPTH (m)
12 000 m³
0
1
2
3
4
5
6
7
8
9
10
11
12
STORAGE VOLUME (×1000 m³)

Farm Dam No. 1

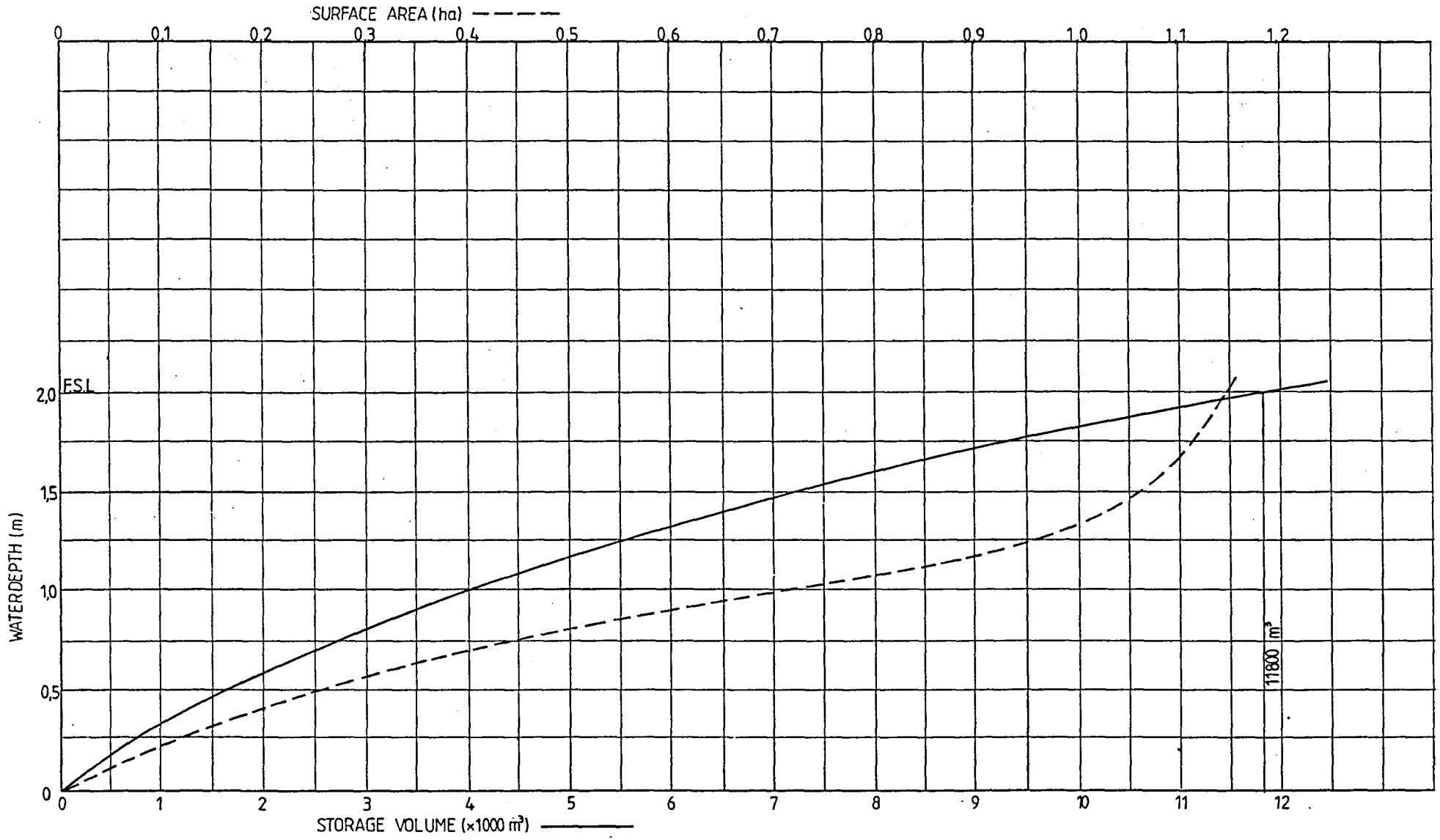
SURFACE AREA (ha)
0
0,1
0,2
0,3
0,4
0,5
0,6
0,7
0,8
0,9
1,0
1,1
1,2
F.S.L.
2,0
1,5
1,0
0,5
0
WATERDEPTH (m)
11800 m³
0
1
2
3
4
5
6
7
8
9
10
11
12
STORAGE VOLUME (×1000 m³)

Farm Dam No. 2

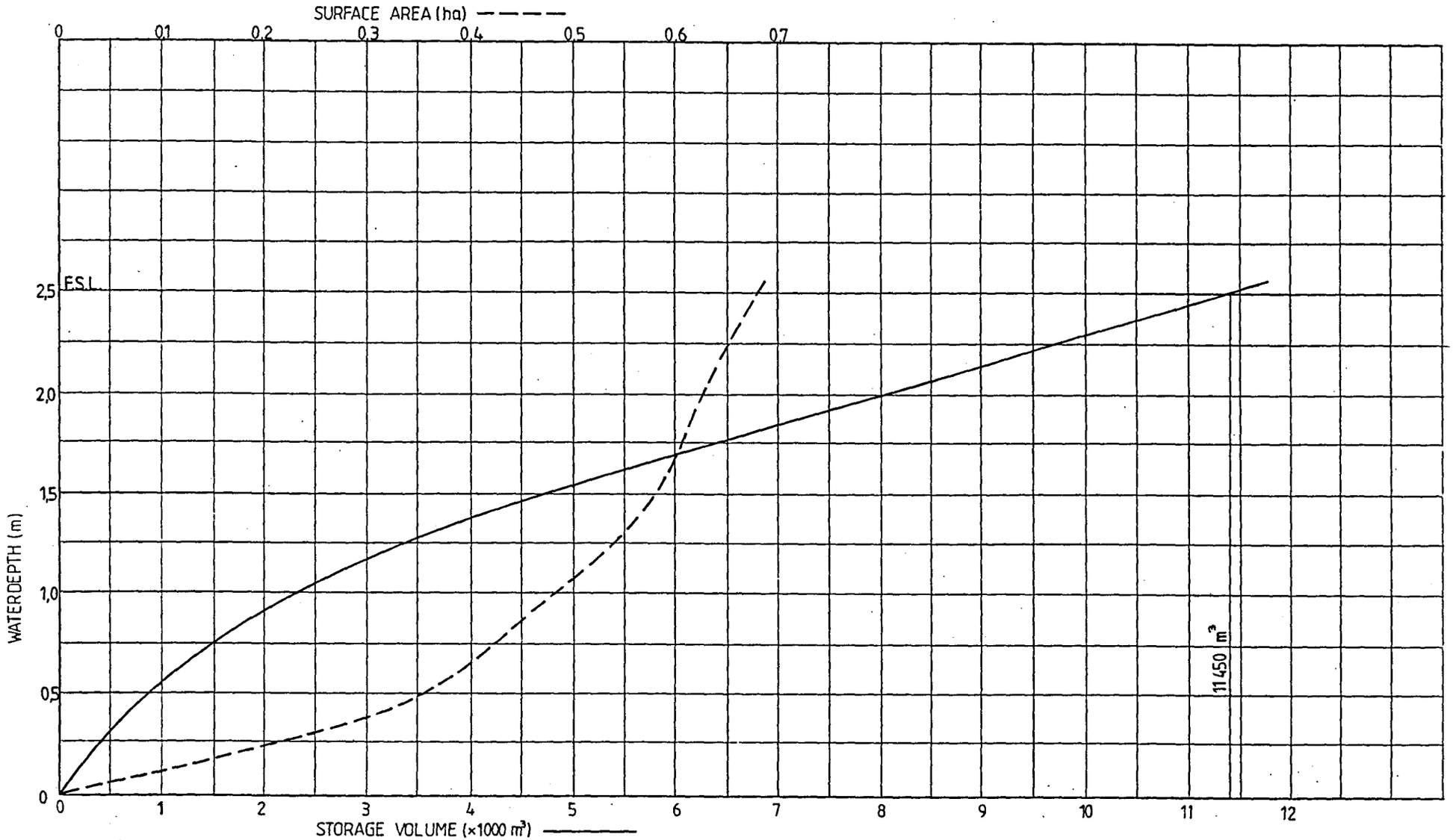
SURFACE AREA (ha)
0
0,1
0,2
0,3
0,4
0,5
0,6
0,7
F.S.L.
2,5
2,0
1,5
1,0
0,5
0
WATERDEPTH (m)
11 450 m³
0
1
2
3
4
5
6
7
8
9
10
11
12
STORAGE VOLUME (×1000 m³)

Farm Dam No. 3

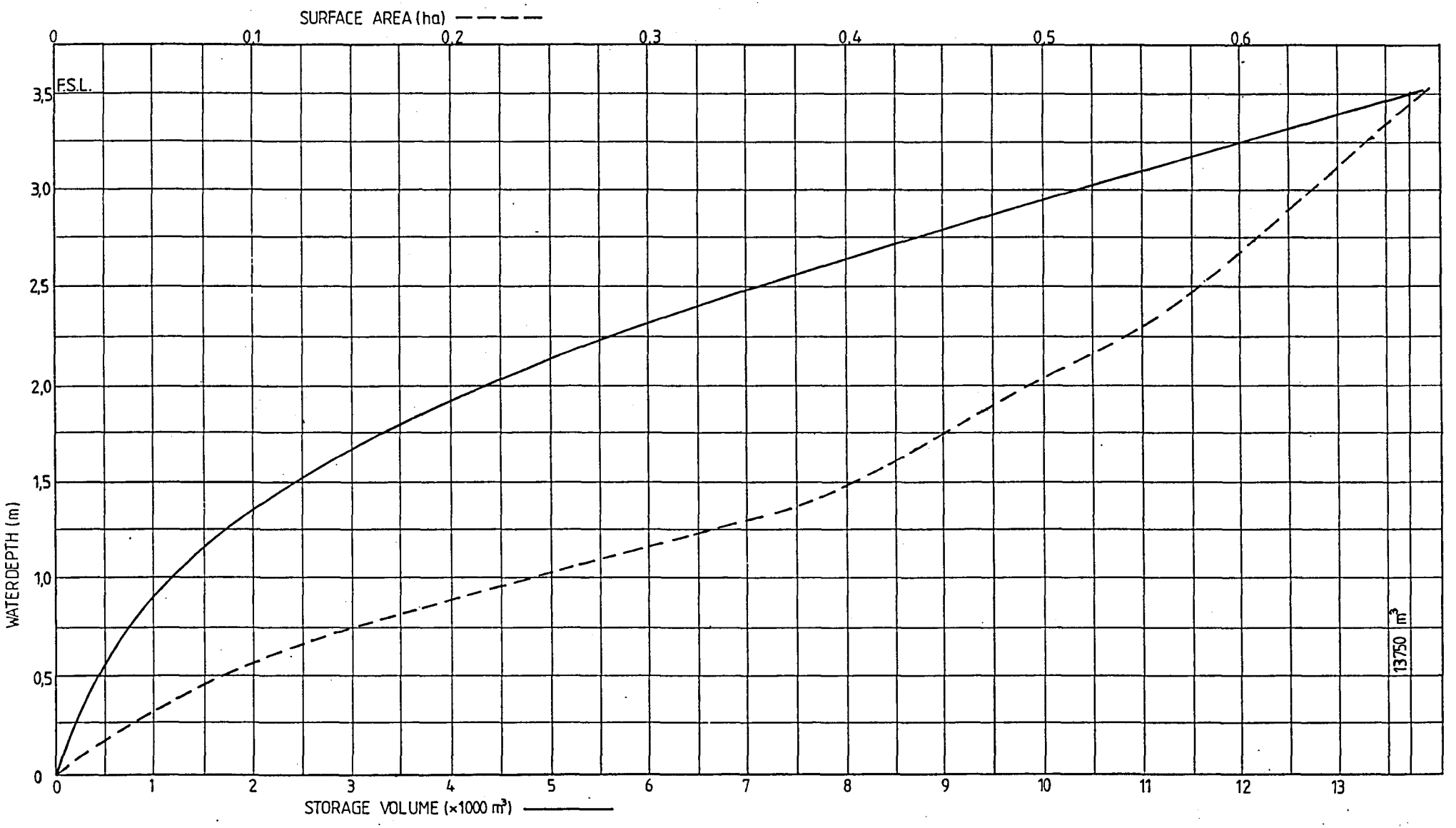
SURFACE AREA (ha)
0
0,1
0,2
0,3
0,4
0,5
0,6
F.S.L.
3,5
3,0
2,5
2,0
1,5
1,0
0,5
0
WATERDEPTH (m)
0
1
2
3
4
5
6
7
8
9
10
11
12
13
STORAGE VOLUME (×1000 m³)
13750 m³

Farm Dam No. 4

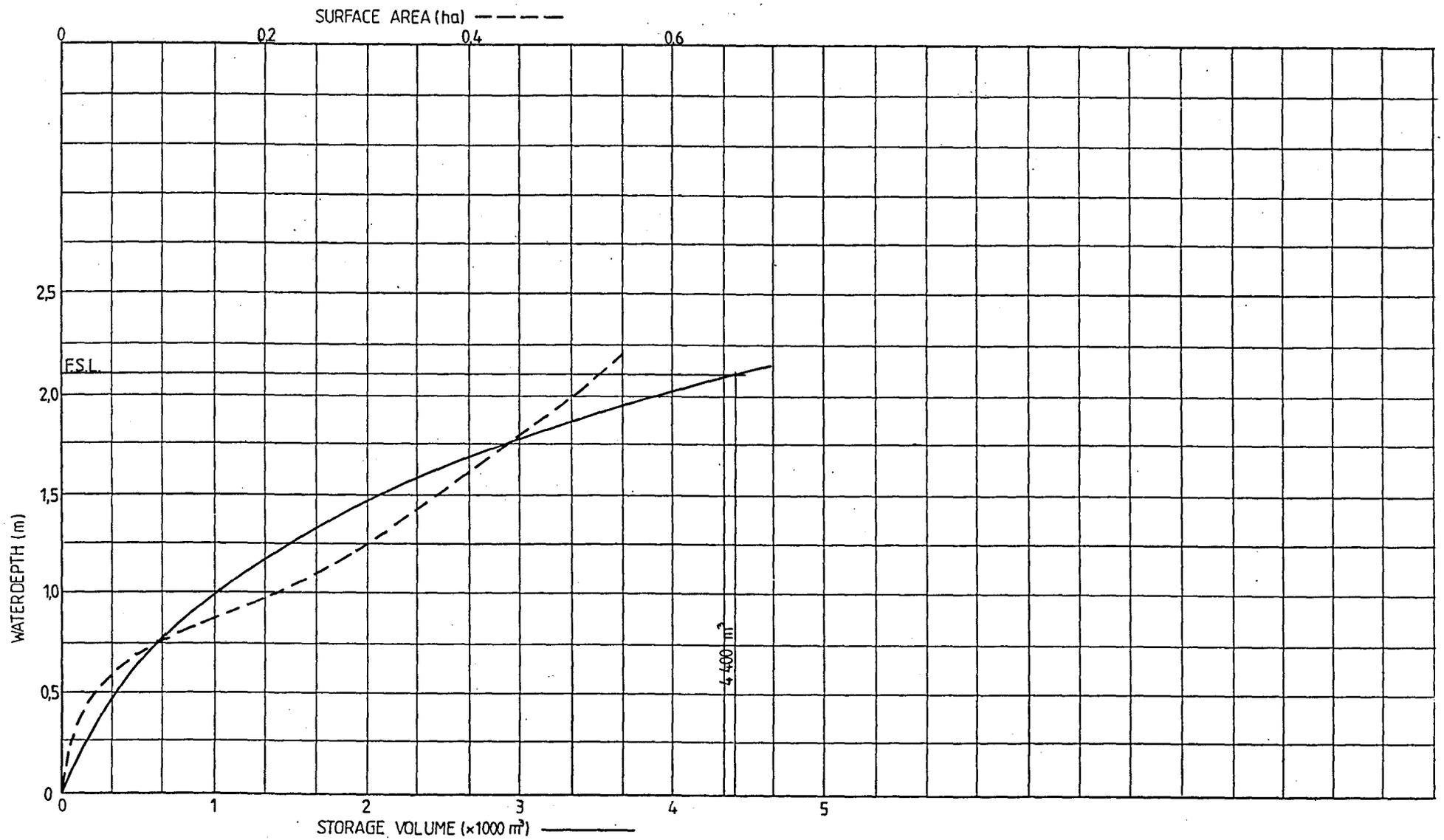
SURFACE AREA (ha)
0
0,2
0,4
0,6
2,5
F.S.L.
2,0
1,5
1,0
0,5
0
WATERDEPTH (m)
4 400 m³
0
1
2
3
4
5
STORAGE VOLUME (×1000 m³)

Farm Dam No. 5

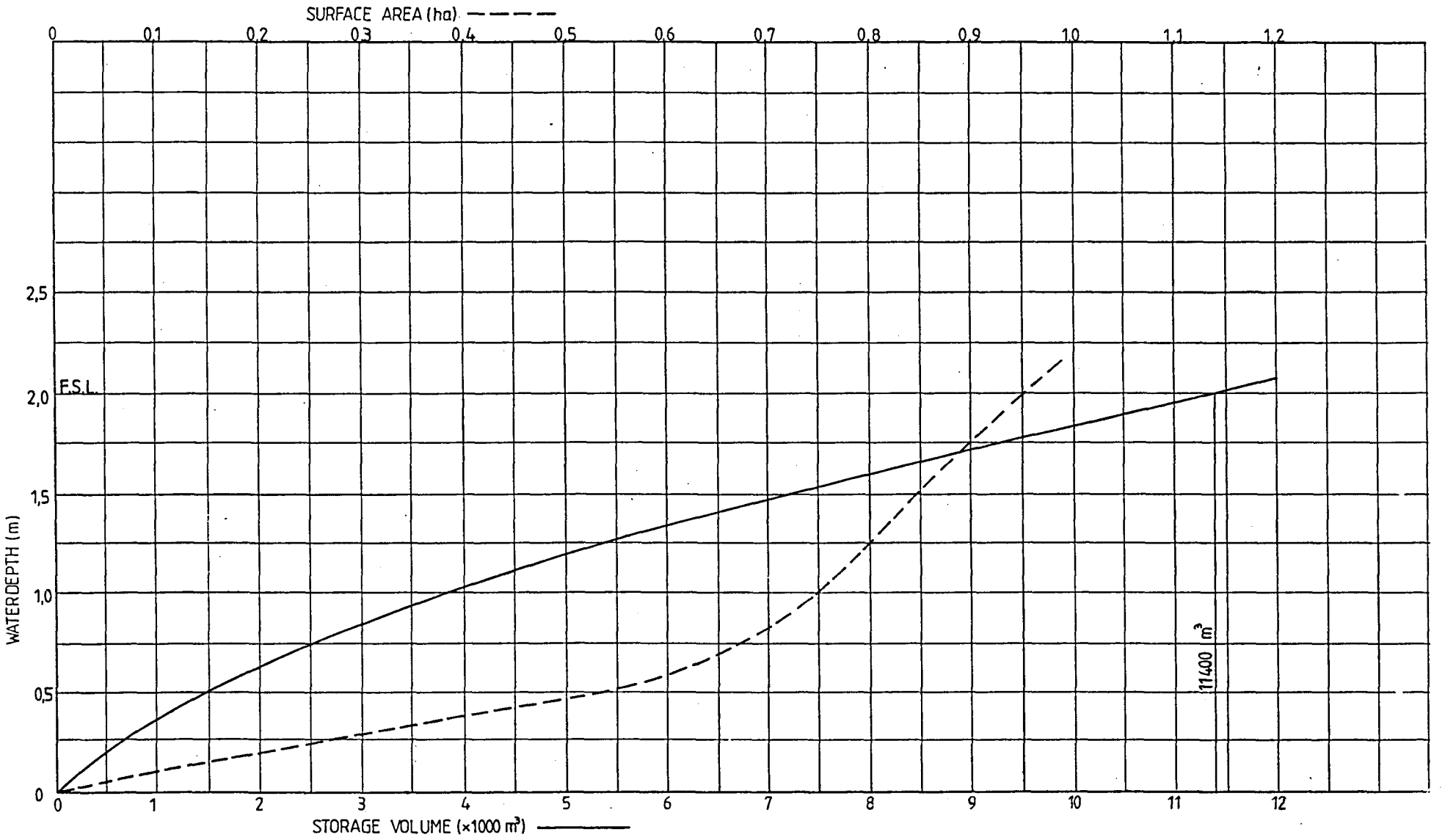
SURFACE AREA (ha)
0
0,1
0,2
0,3
0,4
0,5
0,6
0,7
0,8
0,9
1,0
1,1
1,2
2,5
2,0
F.S.L.
1,5
1,0
0,5
0
WATERDEPTH (m)
11400 m³
0
1
2
3
4
5
6
7
8
9
10
11
12
STORAGE VOLUME (×1000 m³)

Farm Dam No. 6

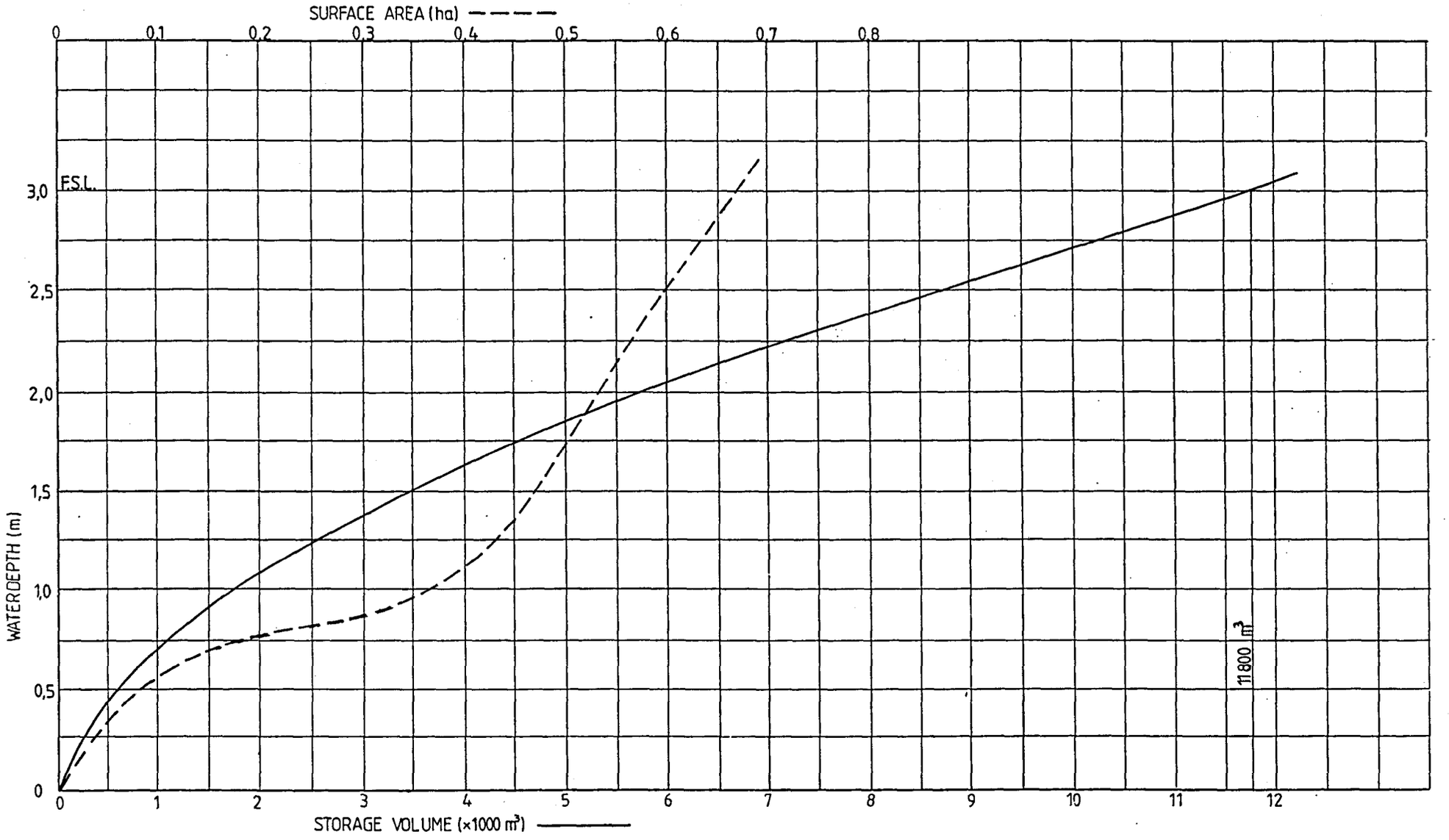
SURFACE AREA (ha)
0
0,1
0,2
0,3
0,4
0,5
0,6
0,7
0,8
F.S.L.
3,0
2,5
2,0
1,5
1,0
0,5
0
WATERDEPTH (m)
11800 m³
0
1
2
3
4
5
6
7
8
9
10
11
12
STORAGE VOLUME (×1000 m³)

Farm Dam No. 7

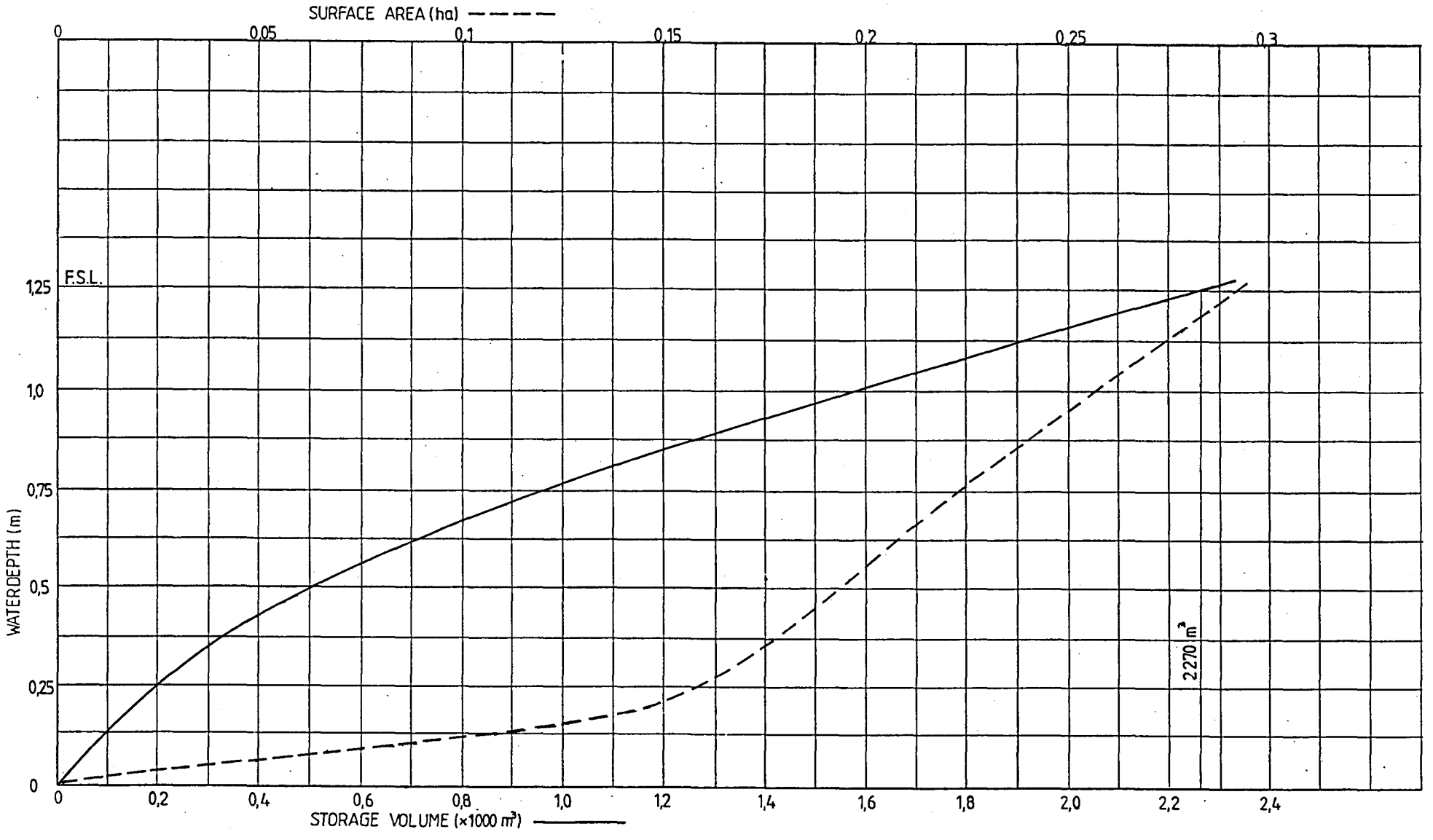
SURFACE AREA (ha)
0
0,05
0,1
0,15
0,2
0,25
0,3
F.S.L.
1,25
1,0
0,75
0,5
0,25
0
WATERDEPTH (m)
2270 m³
0
0,2
0,4
0,6
0,8
1,0
1,2
1,4
1,6
1,8
2,0
2,2
2,4
STORAGE VOLUME (×1000 m³)

Farm Dam No. 9

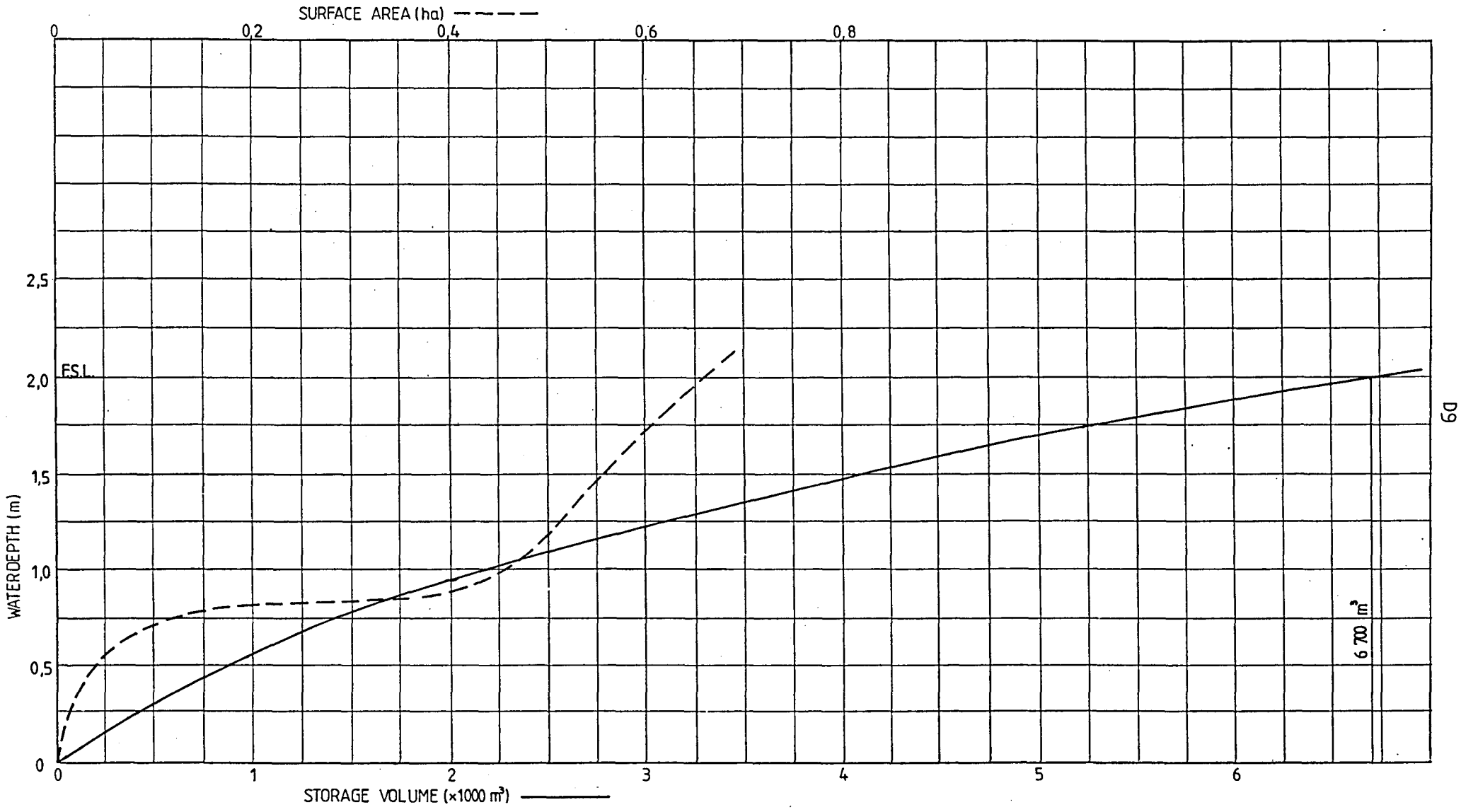

Farm Dam No. 10

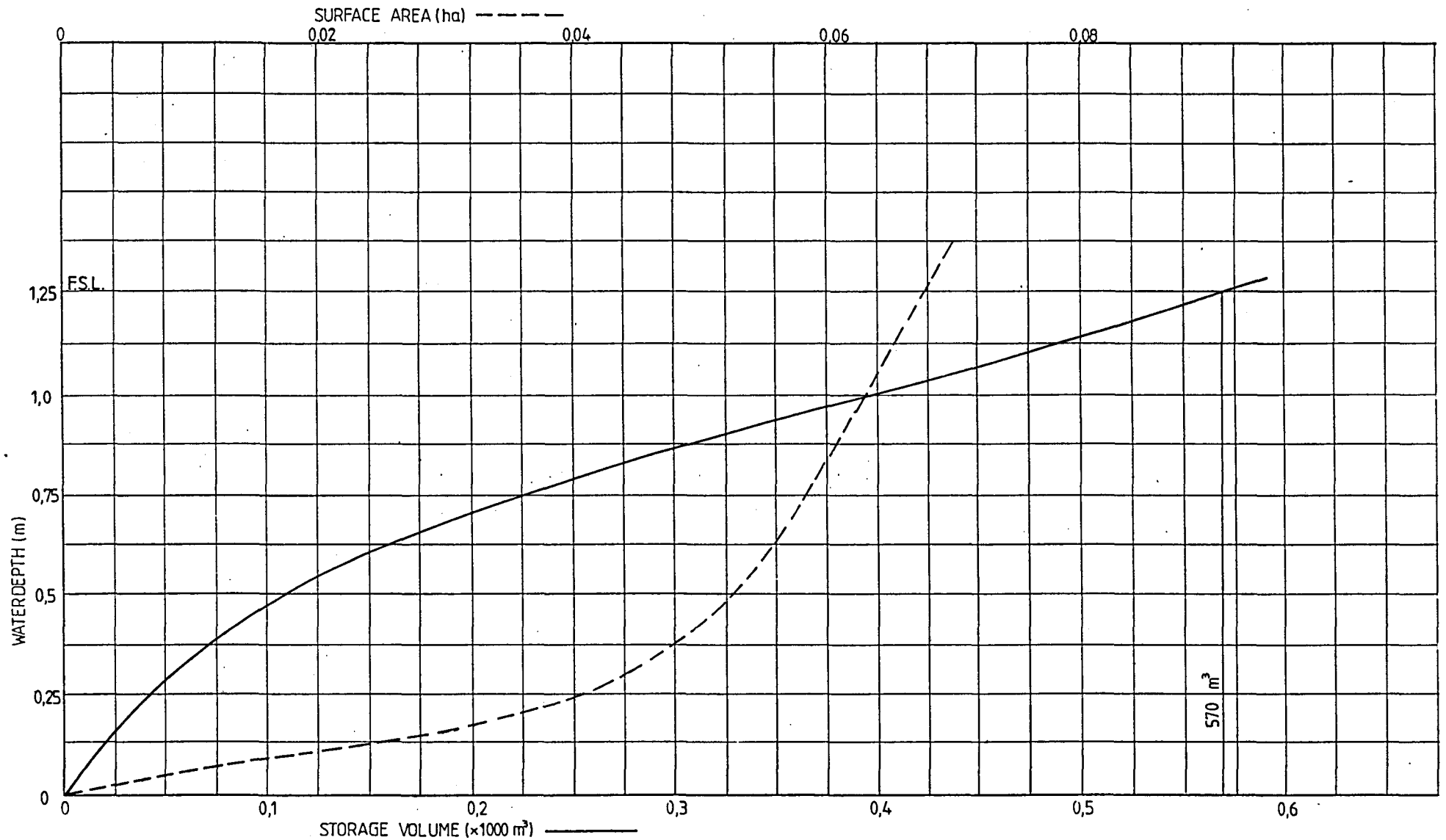

Farm Dam No. 11

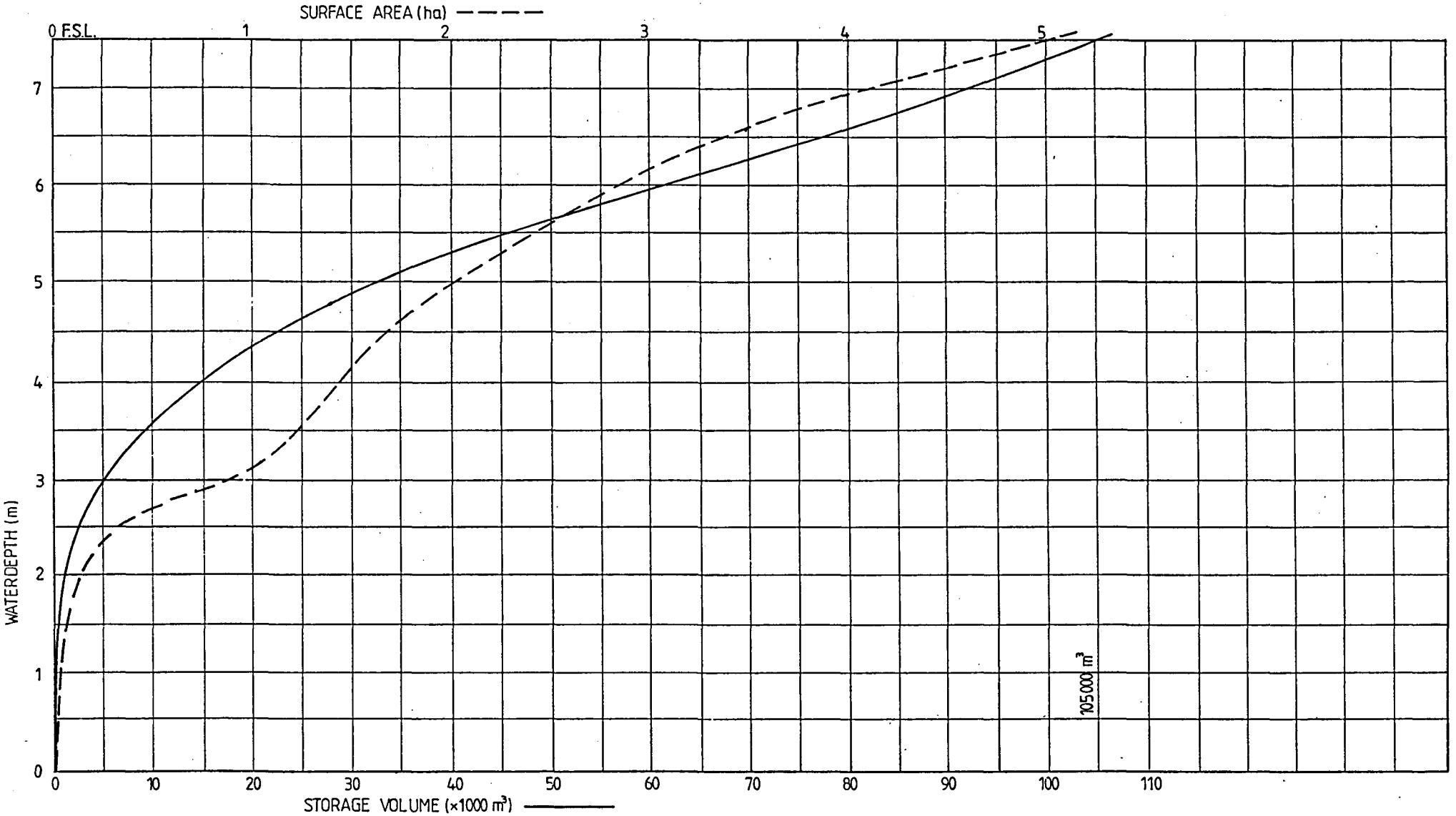

Farm Dam No. 12

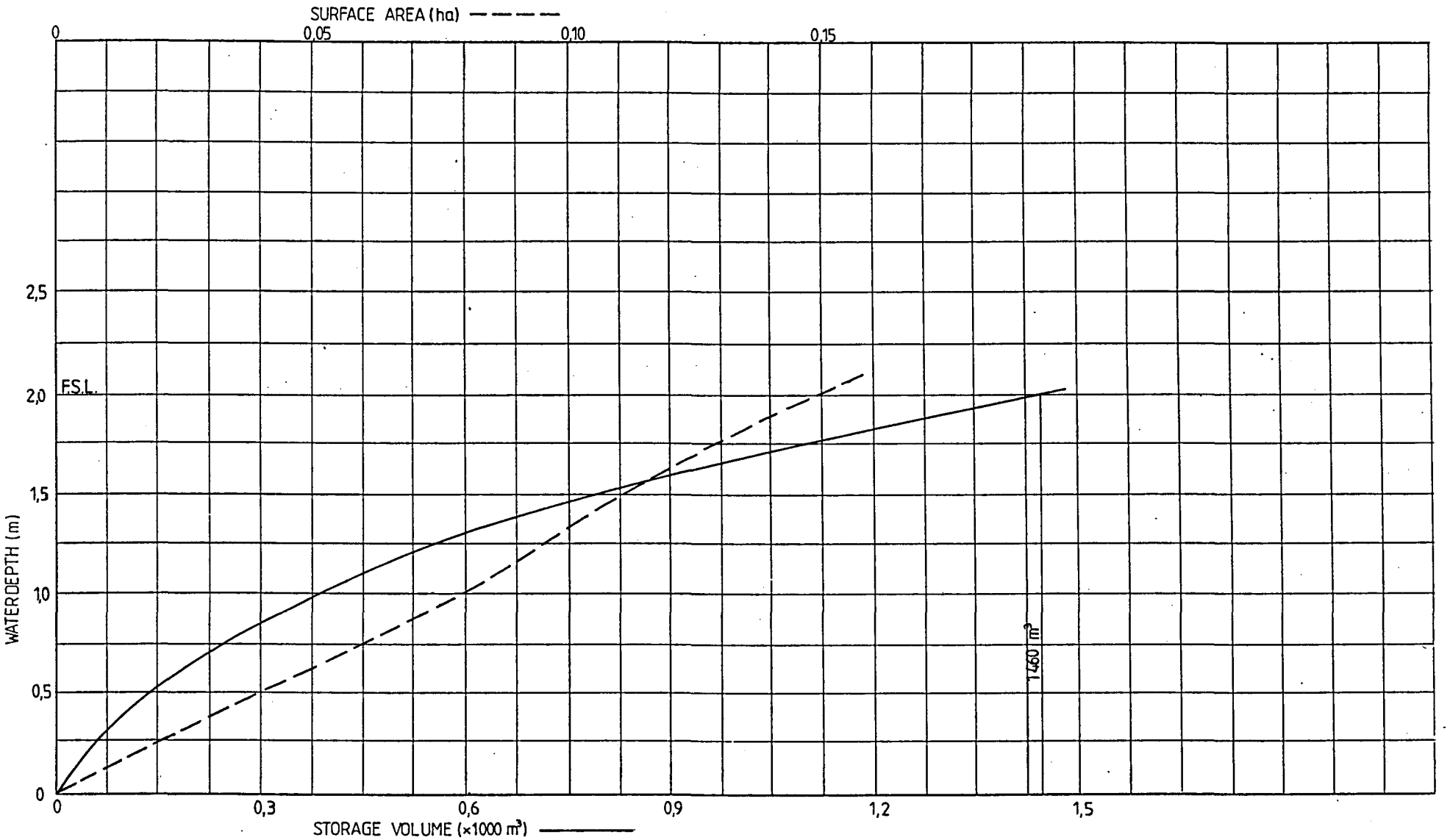

Farm Dam No. 13

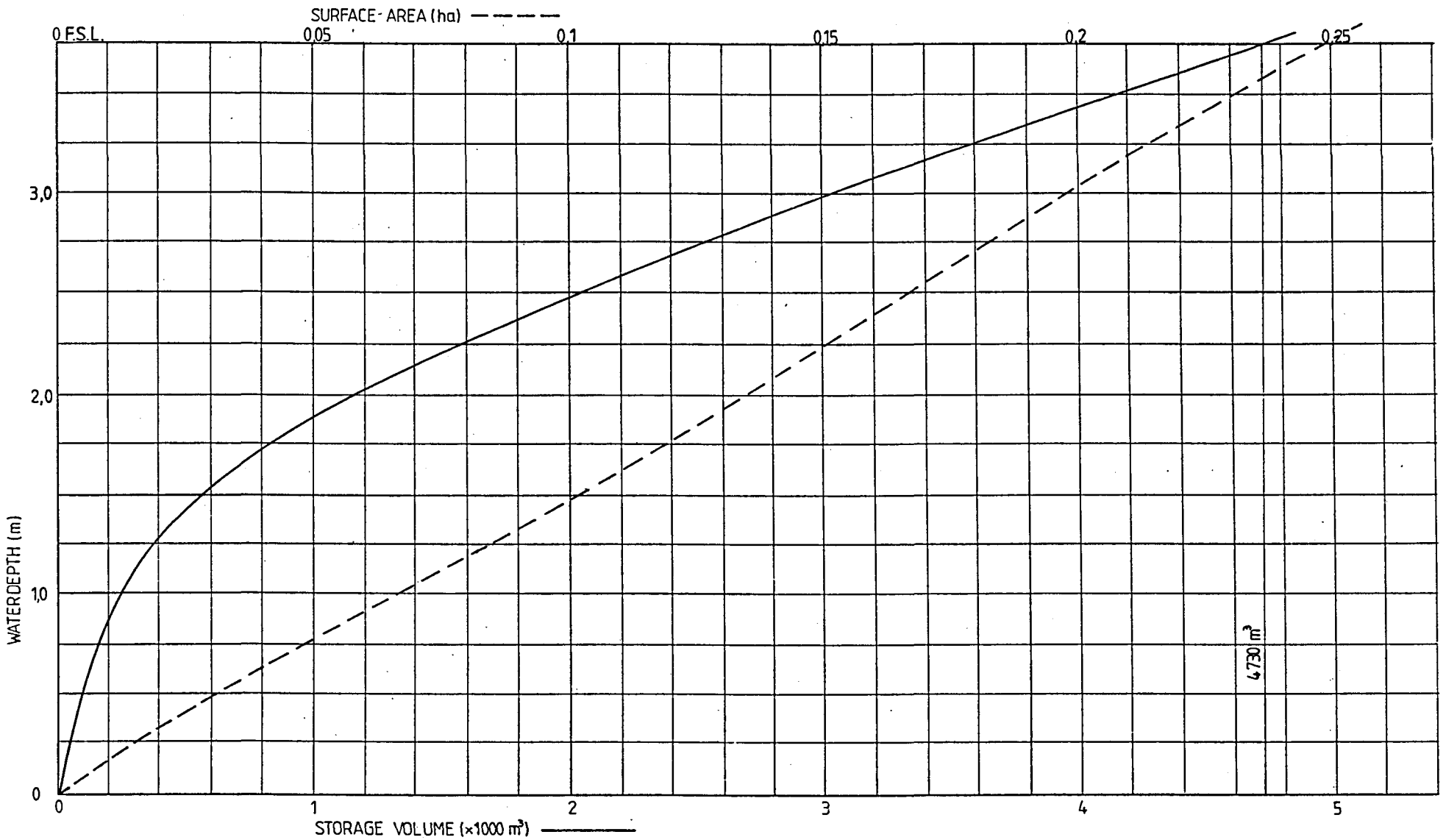

Farm Dam No. 14

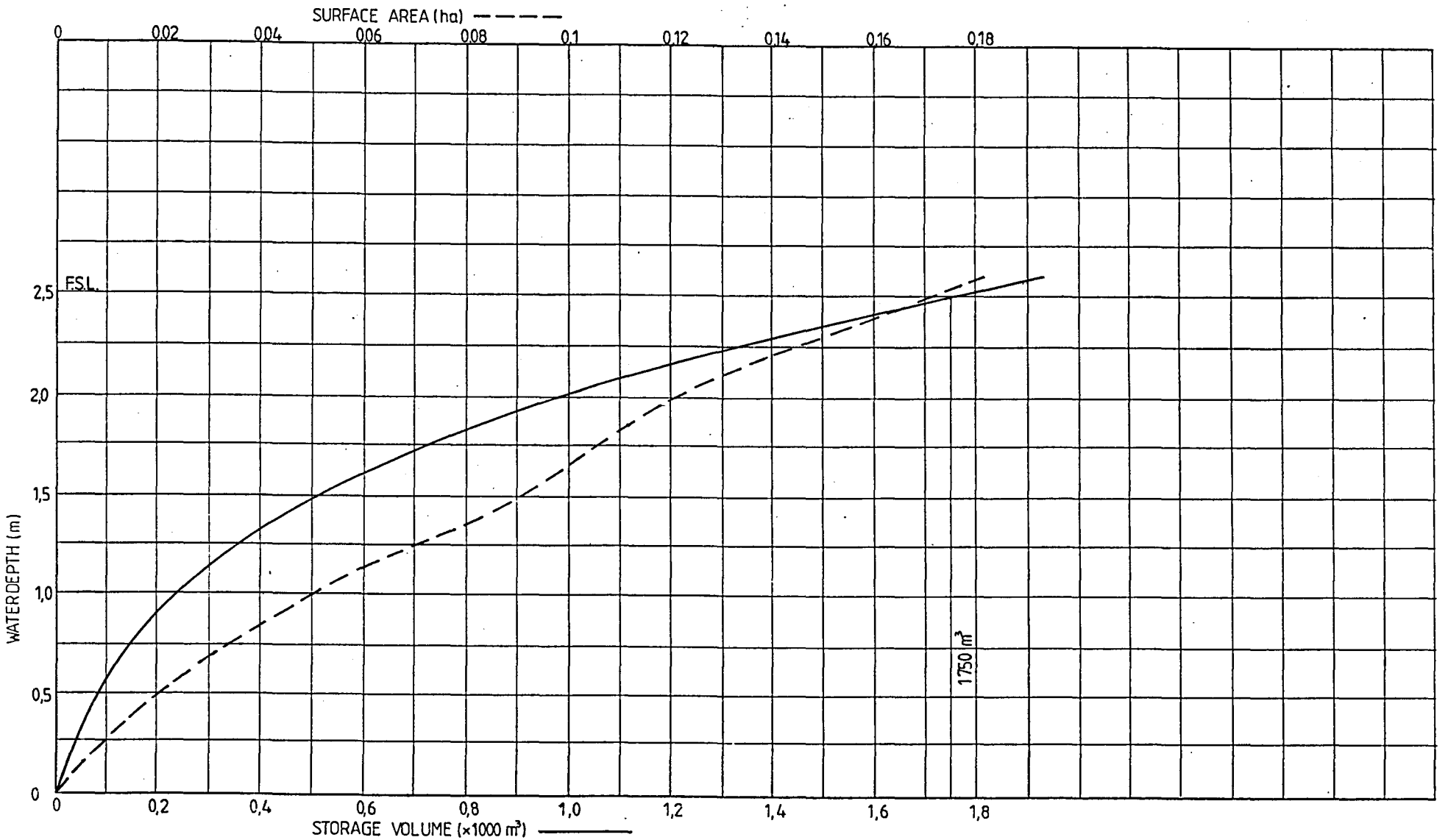

Farm Dam No. 15

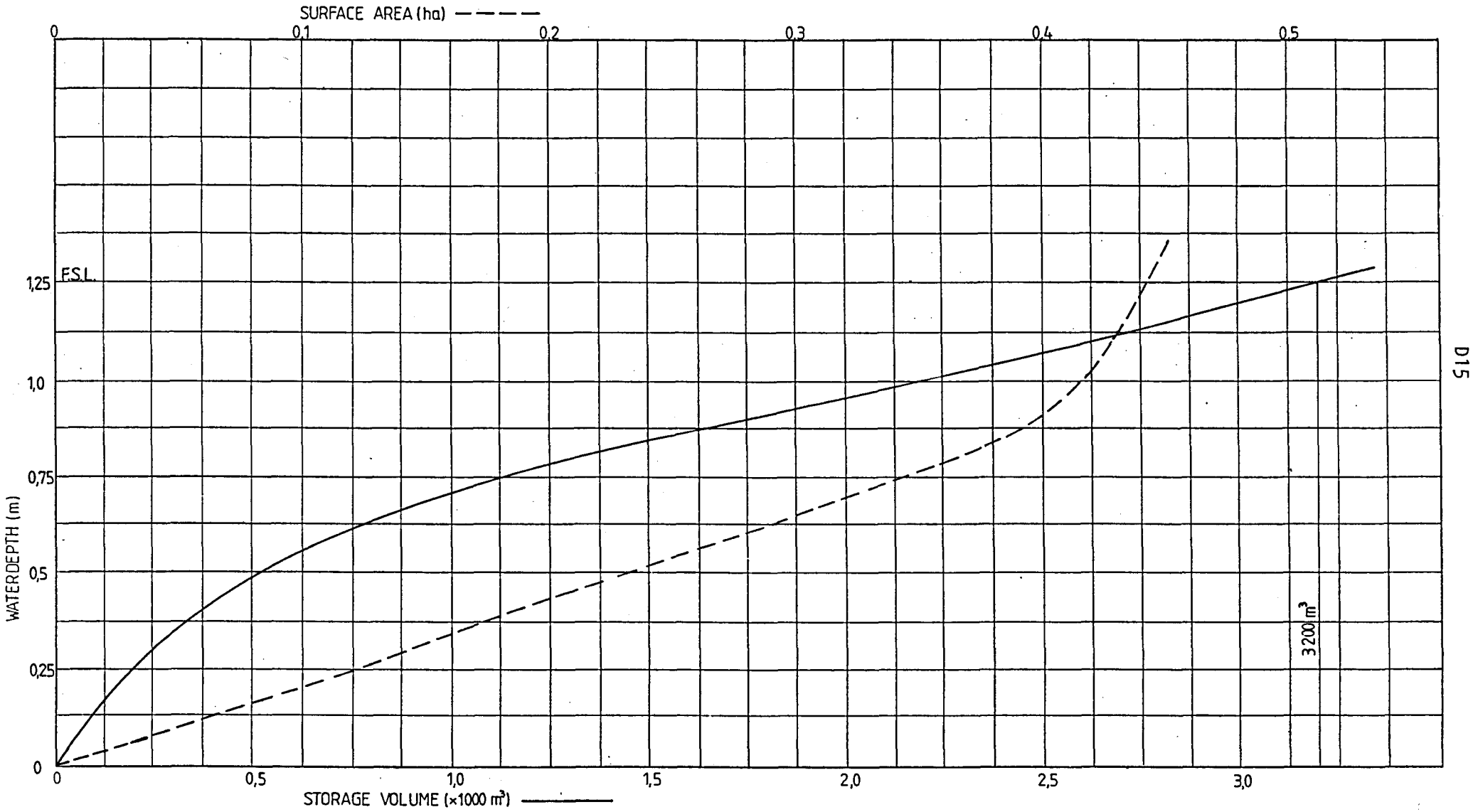

Farm Dam No. 16

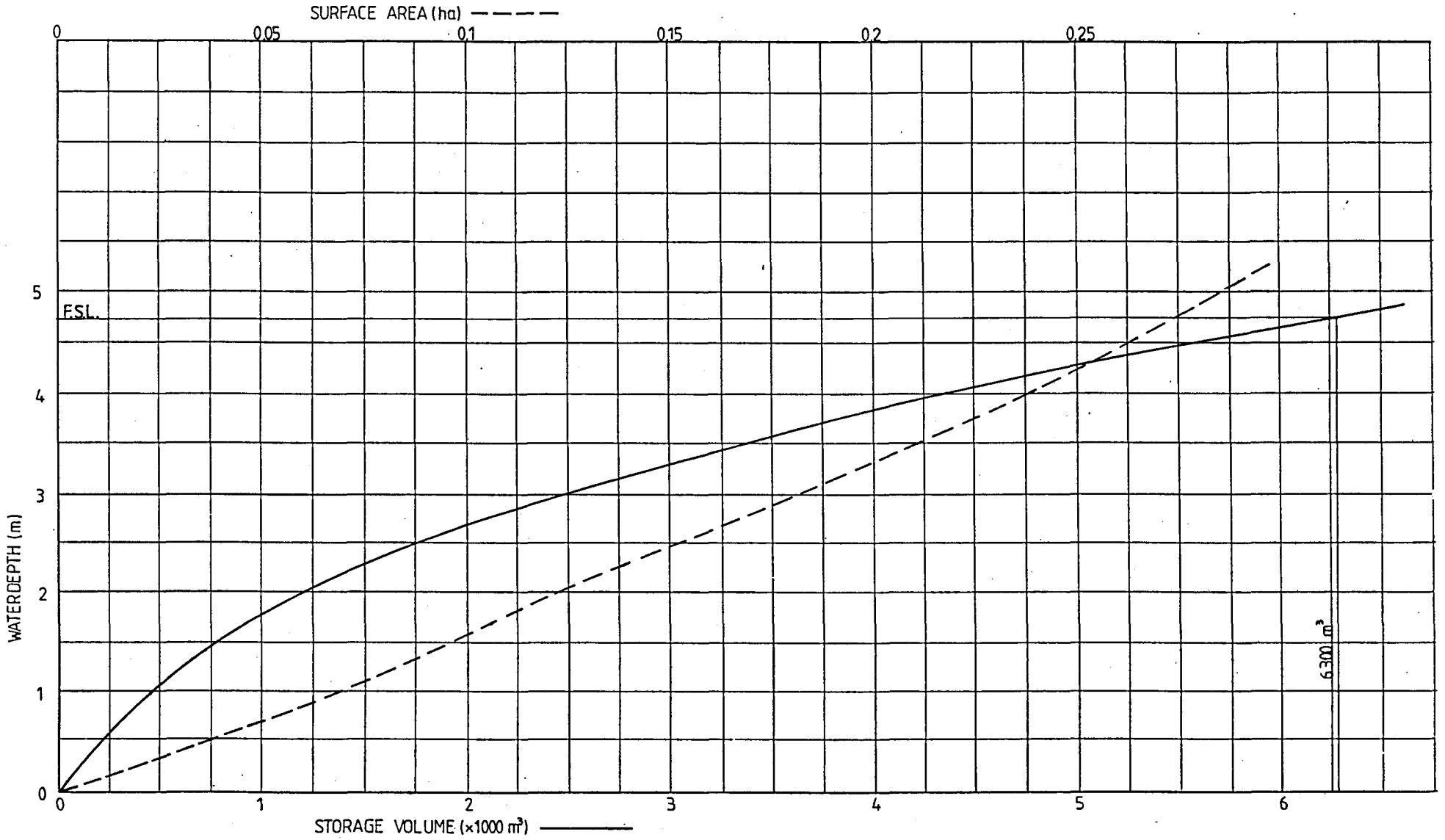

Farm Dam No. 17

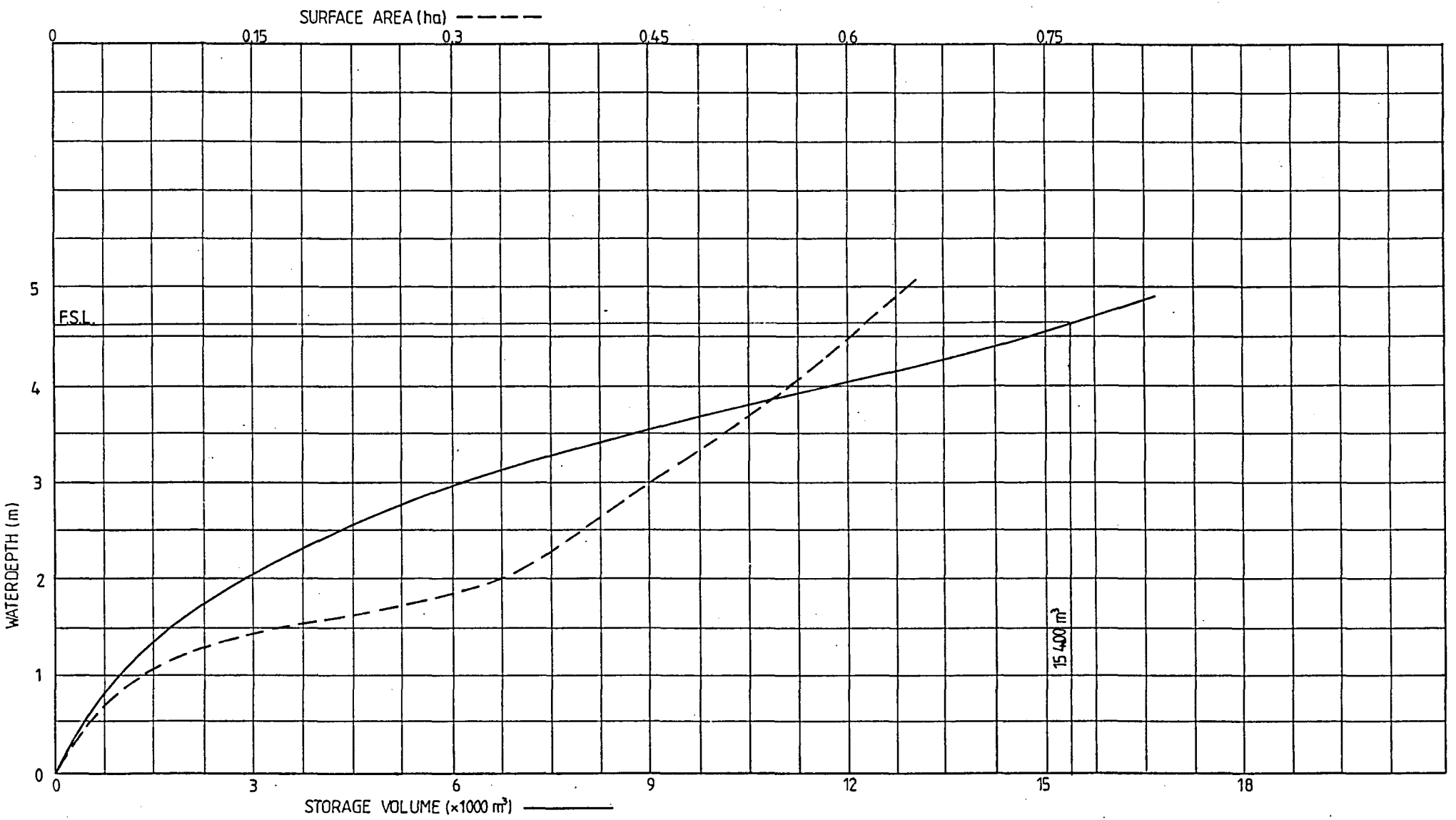

Farm Dam No. 18

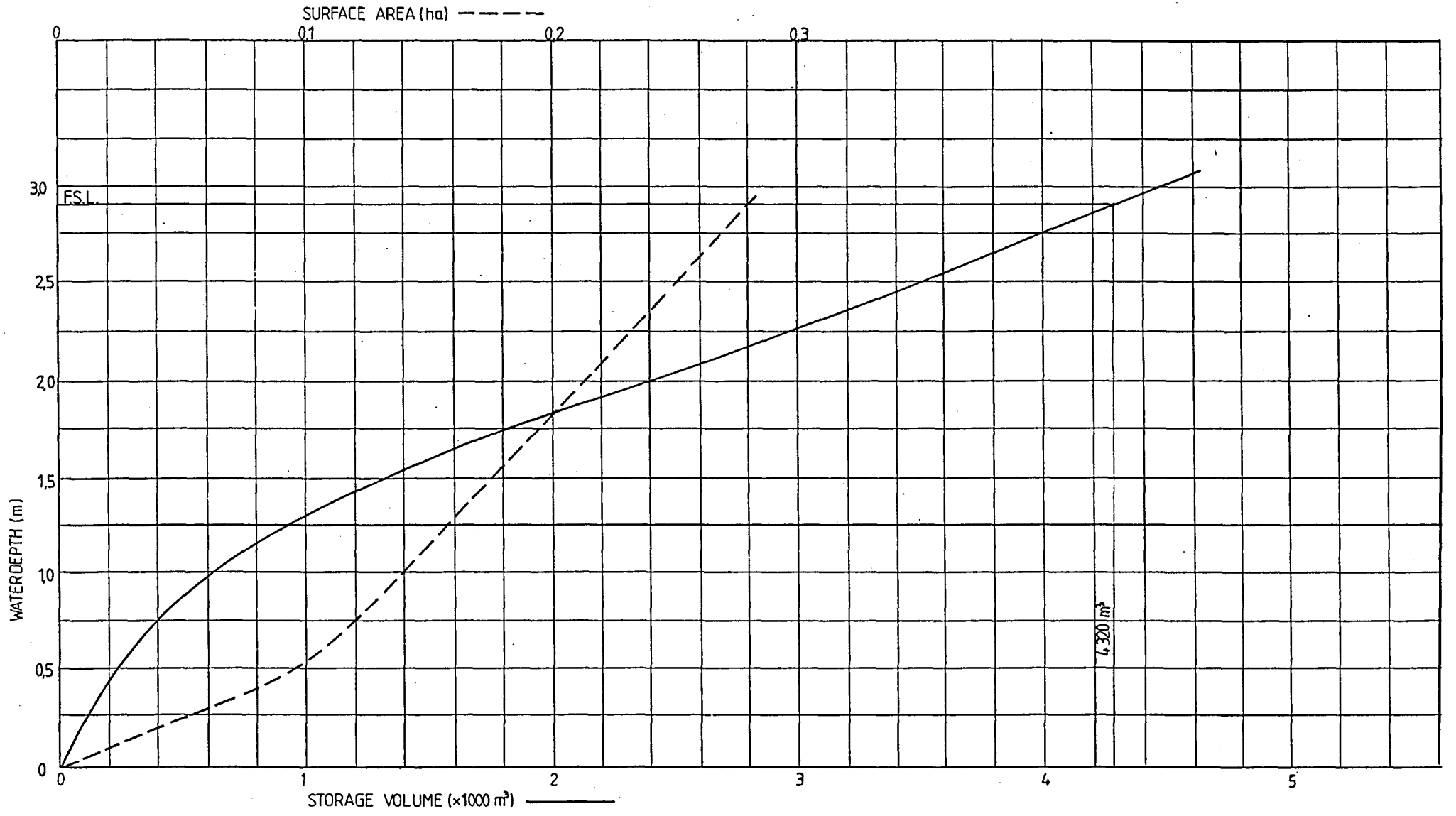

Farm Dam No. 19

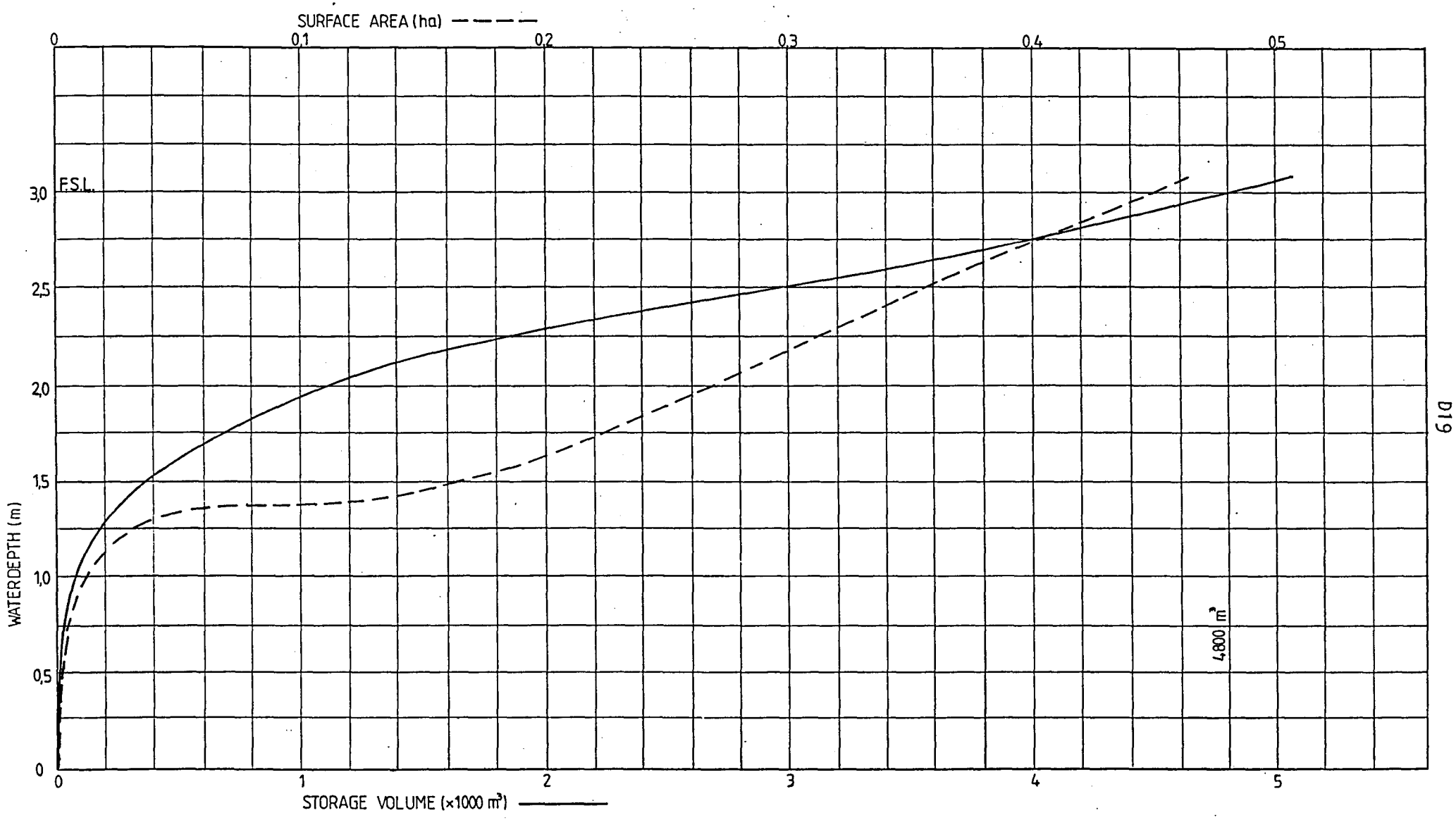

Farm Dam No. 20

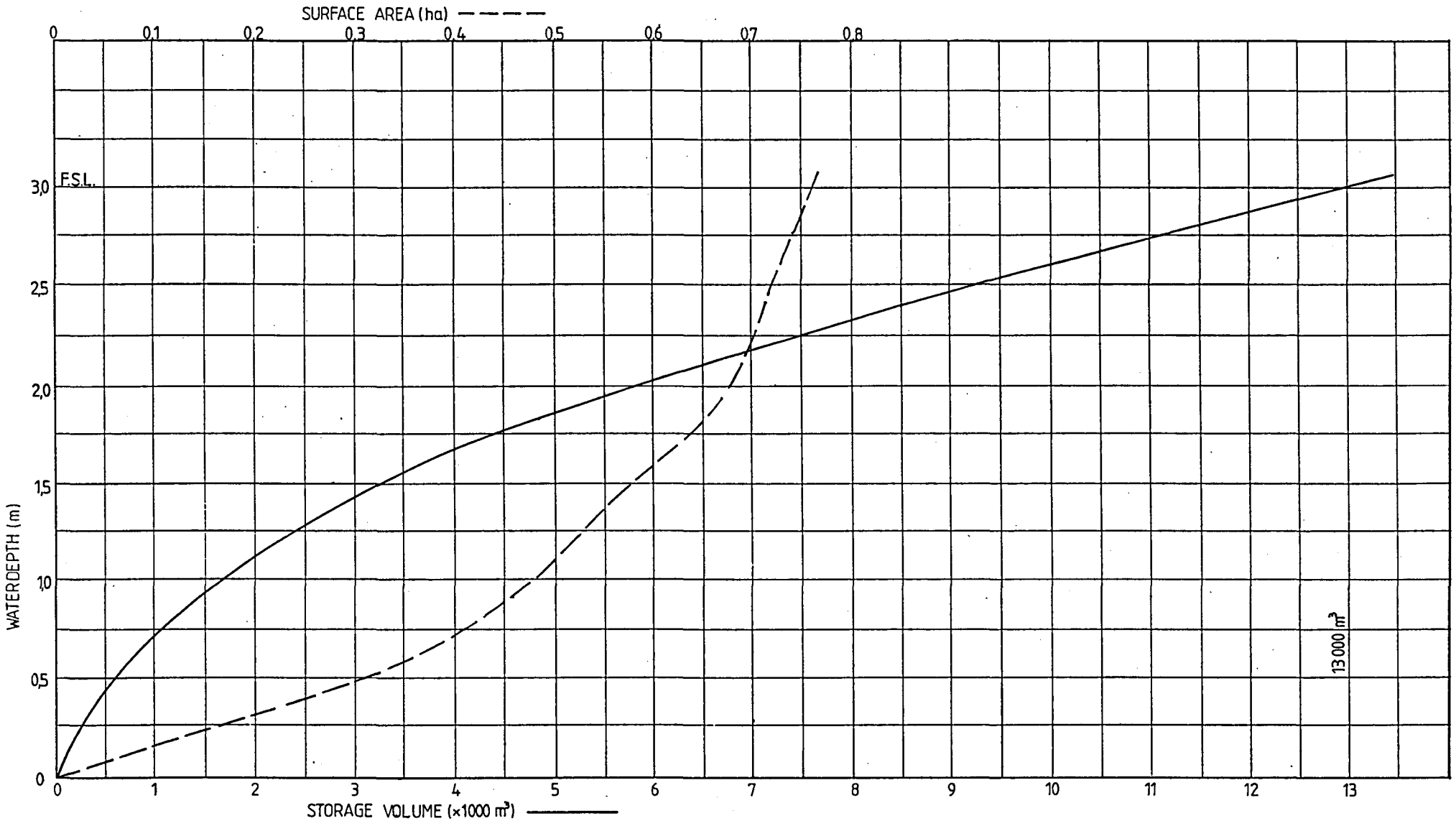

Farm Dam No. 21

D20

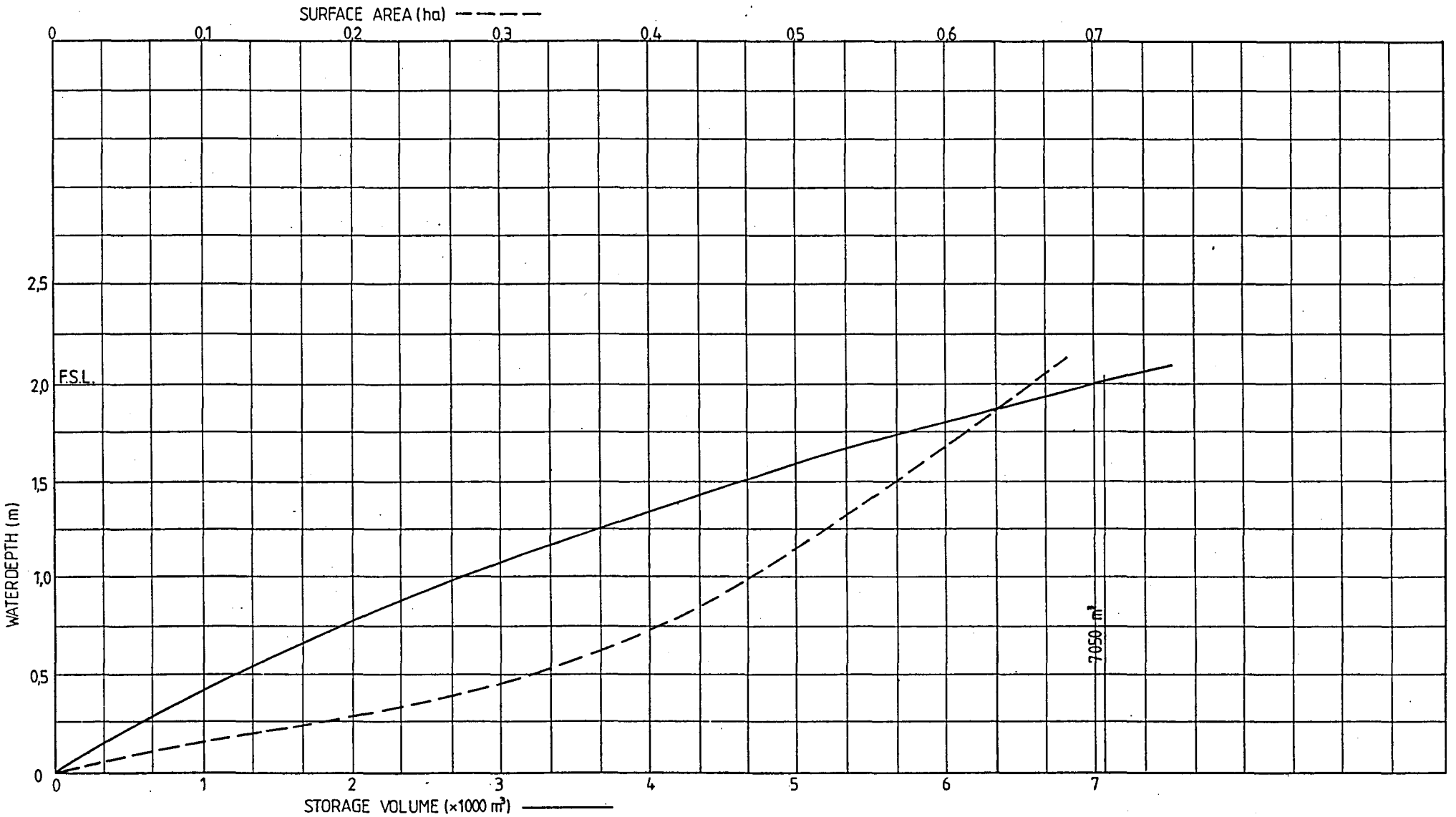

Farm Dam No. 22

D21

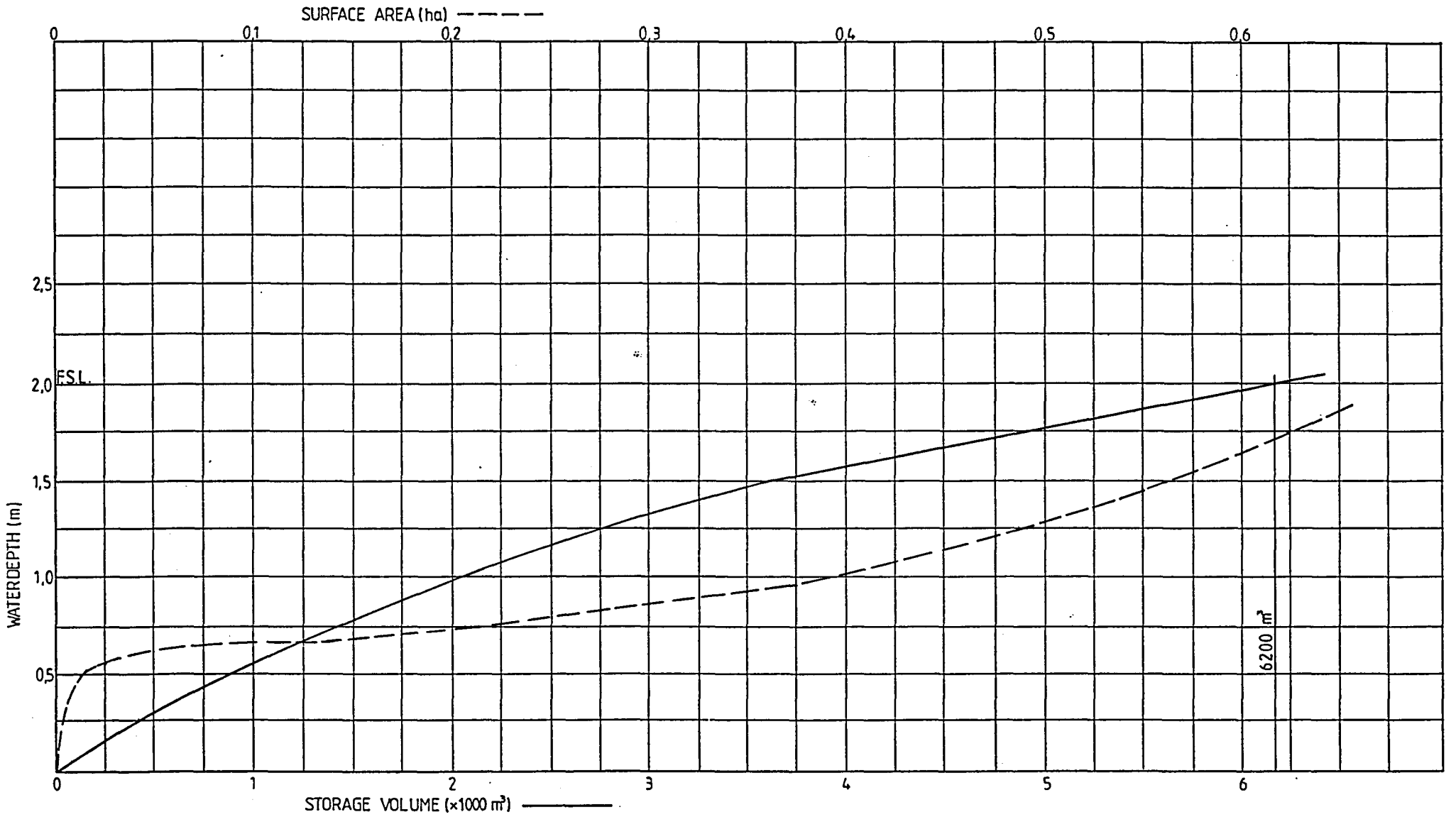

Farm Dam No. 23

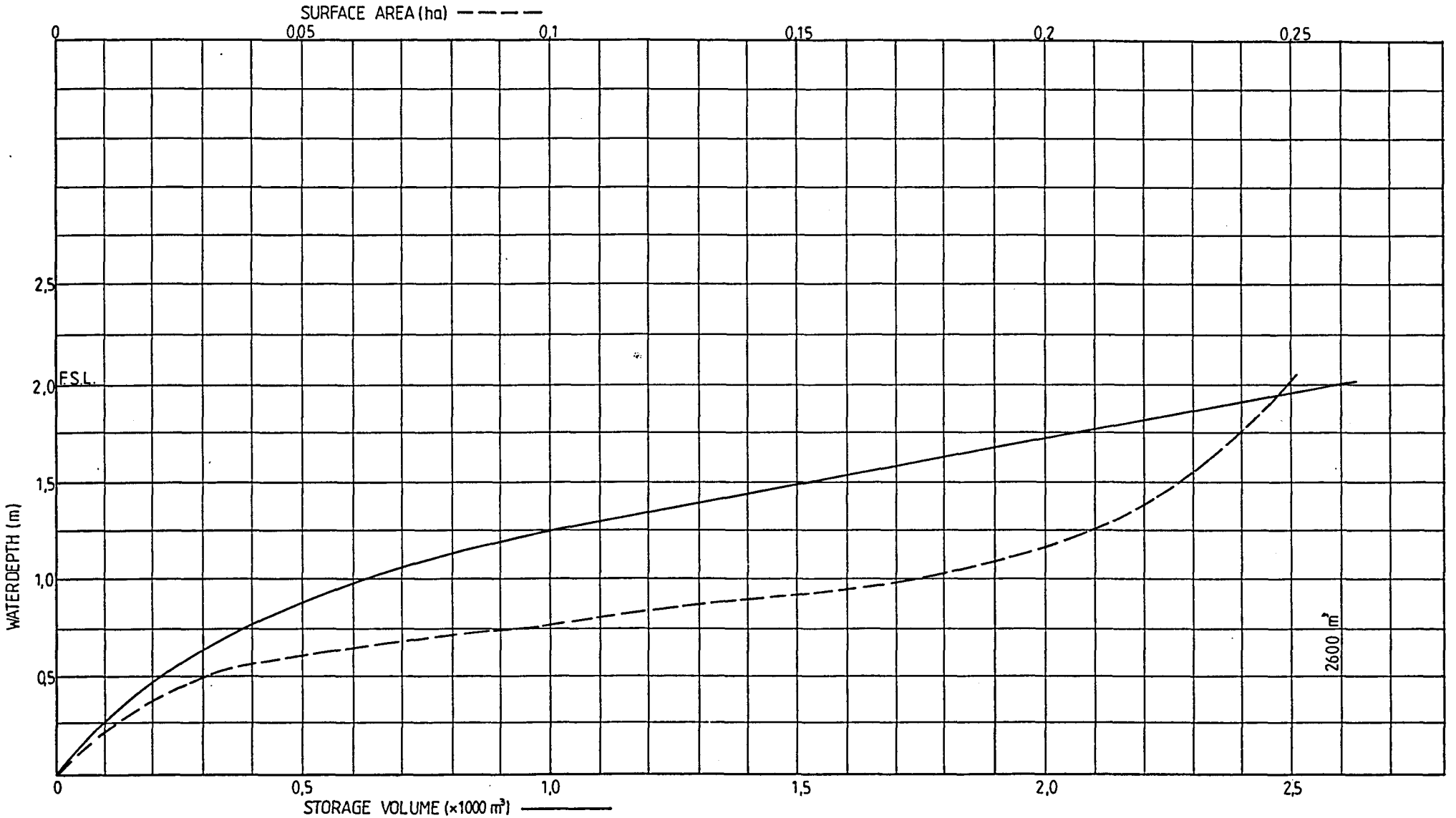

Farm Dam No. 24

D23

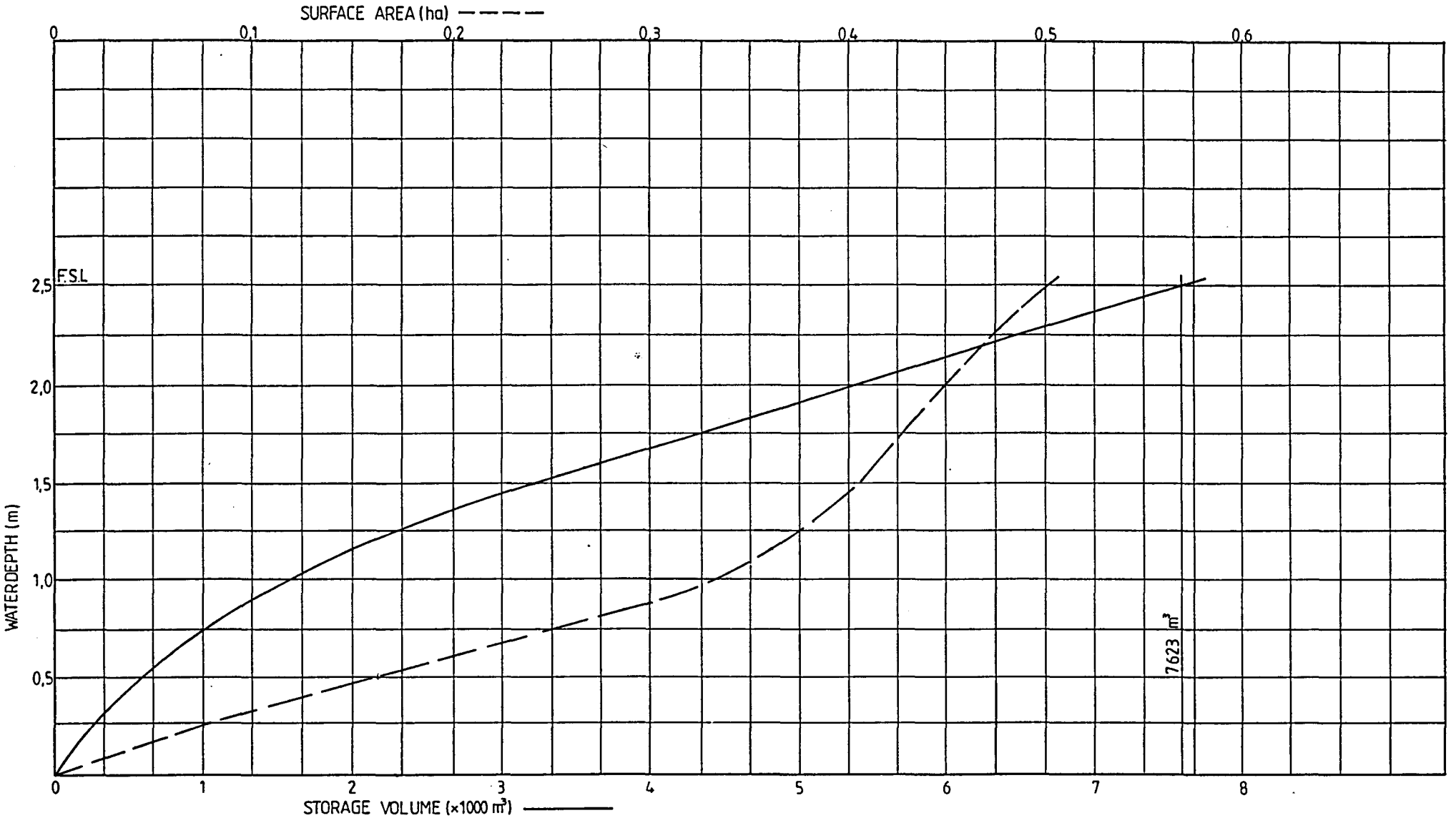

Farm Dam No. 25

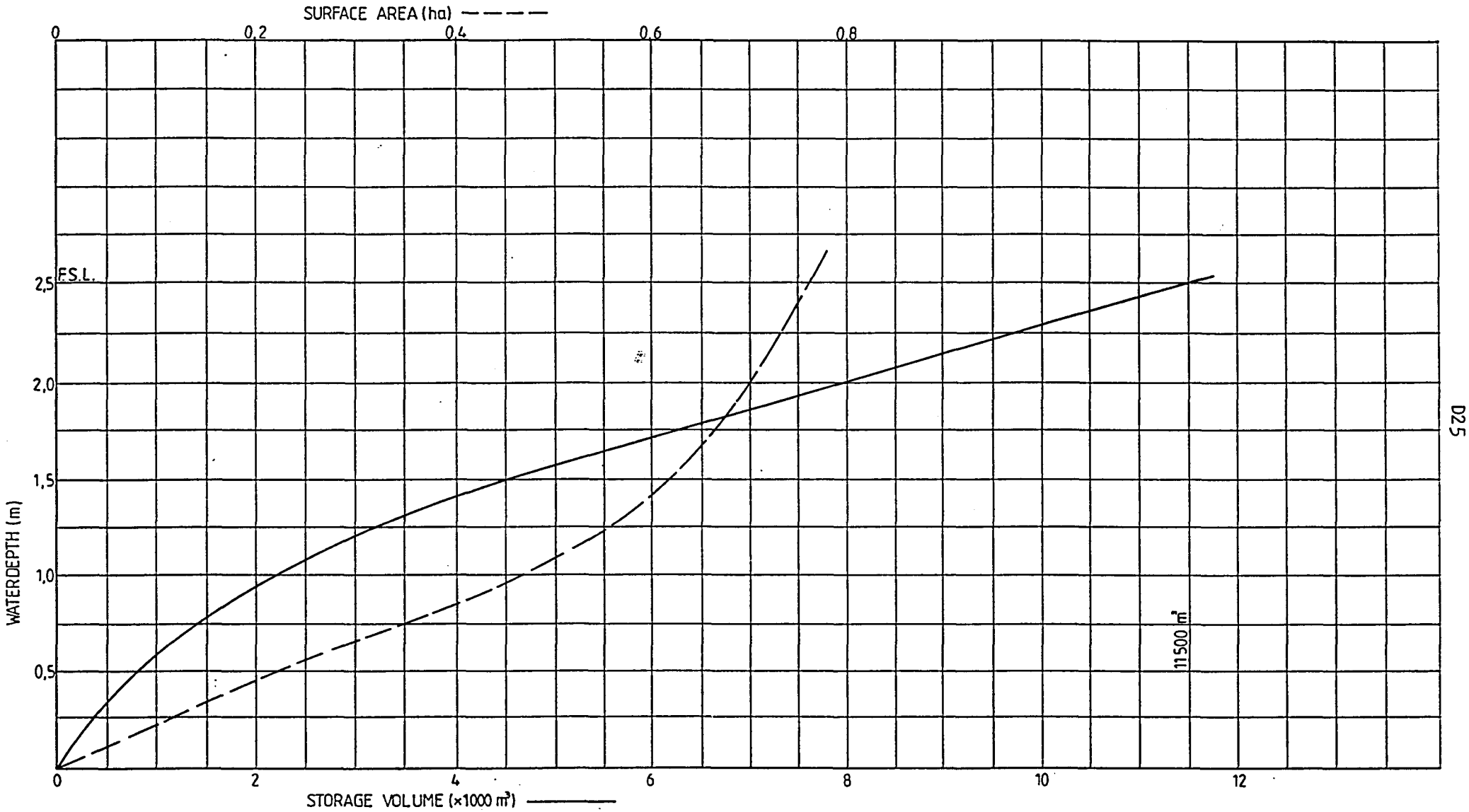

Farm Dam No. 26

D25

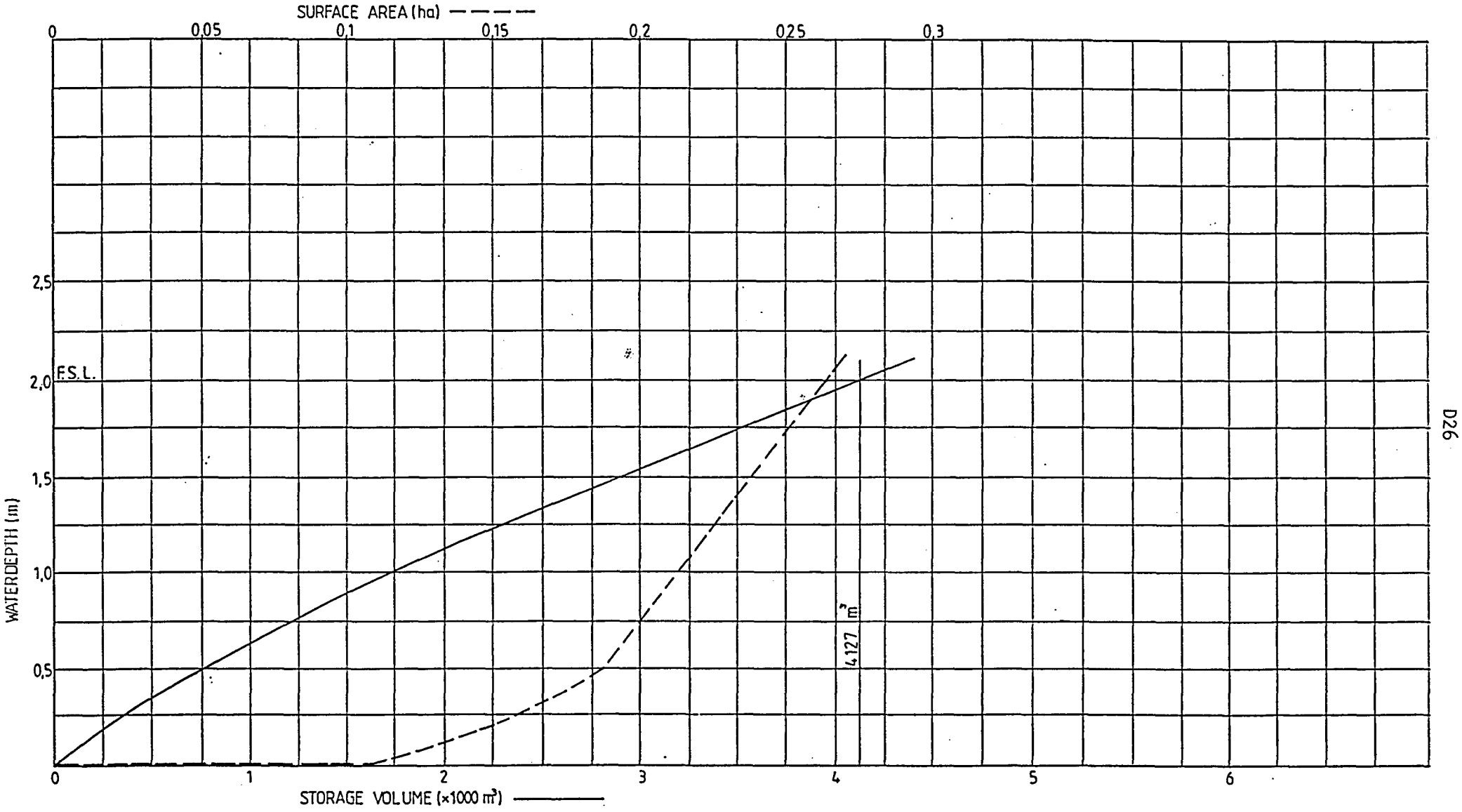

Farm Dam No.27A

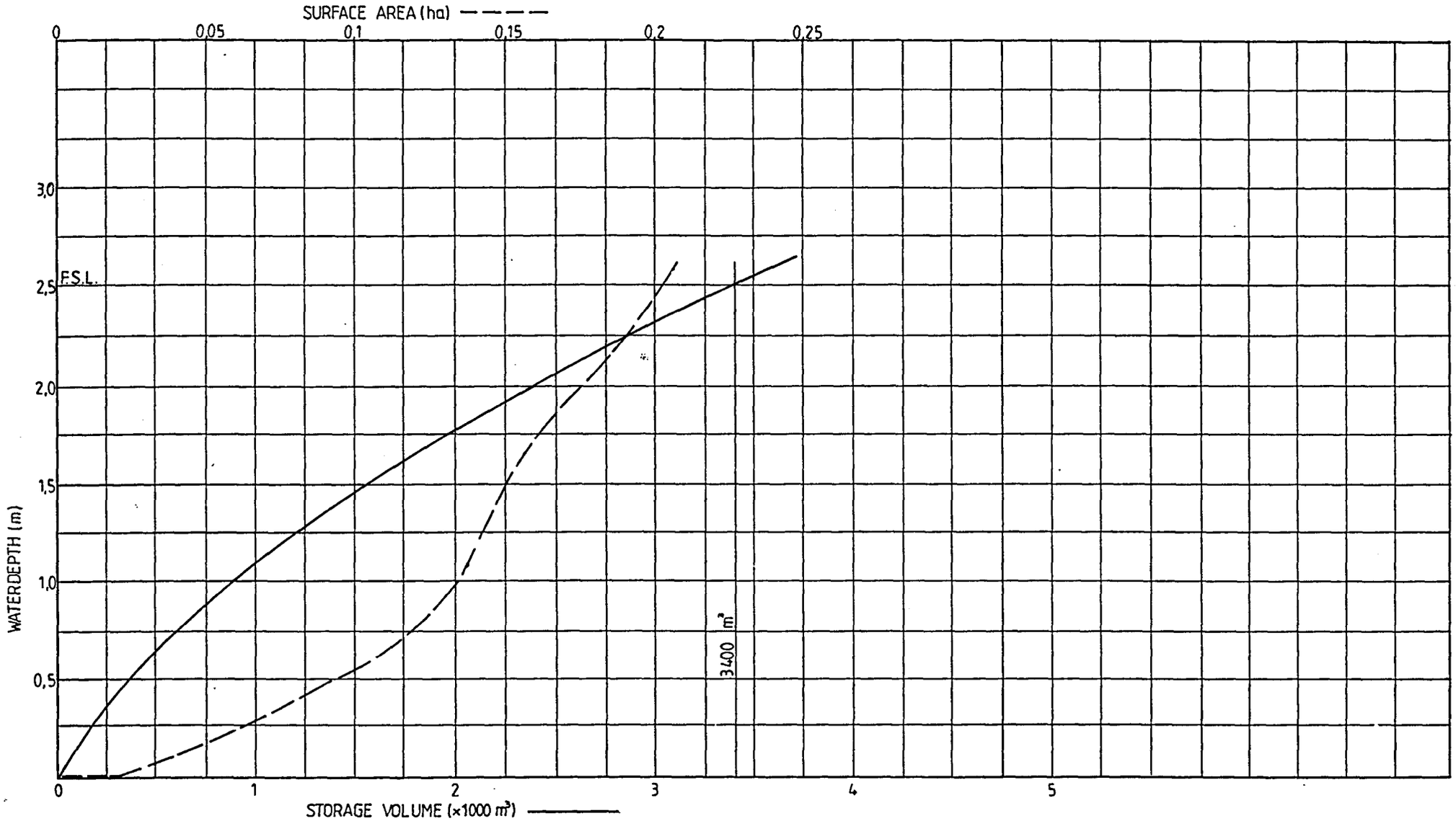

Farm Dam No.27B

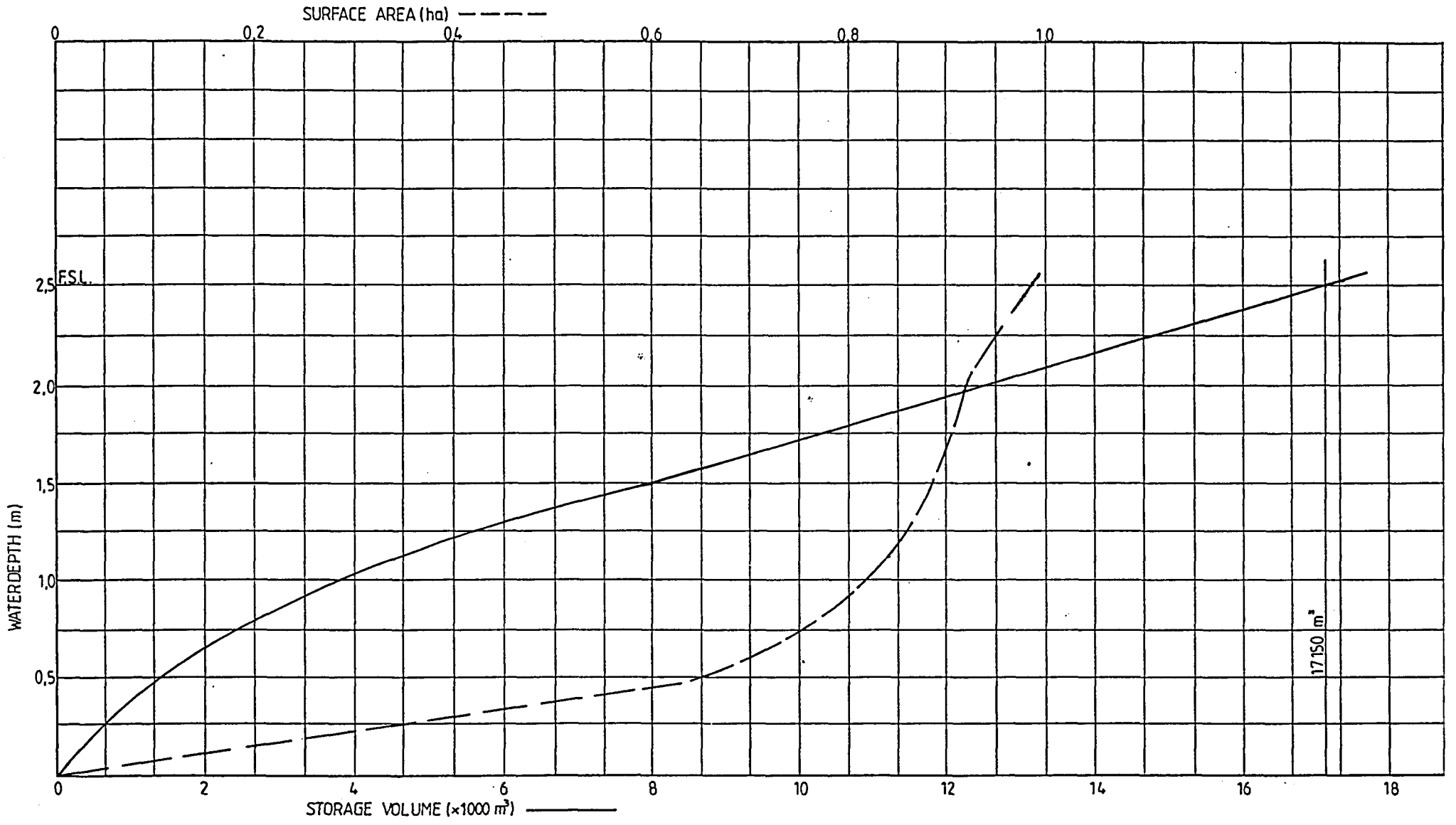

Farm Dam No. 28

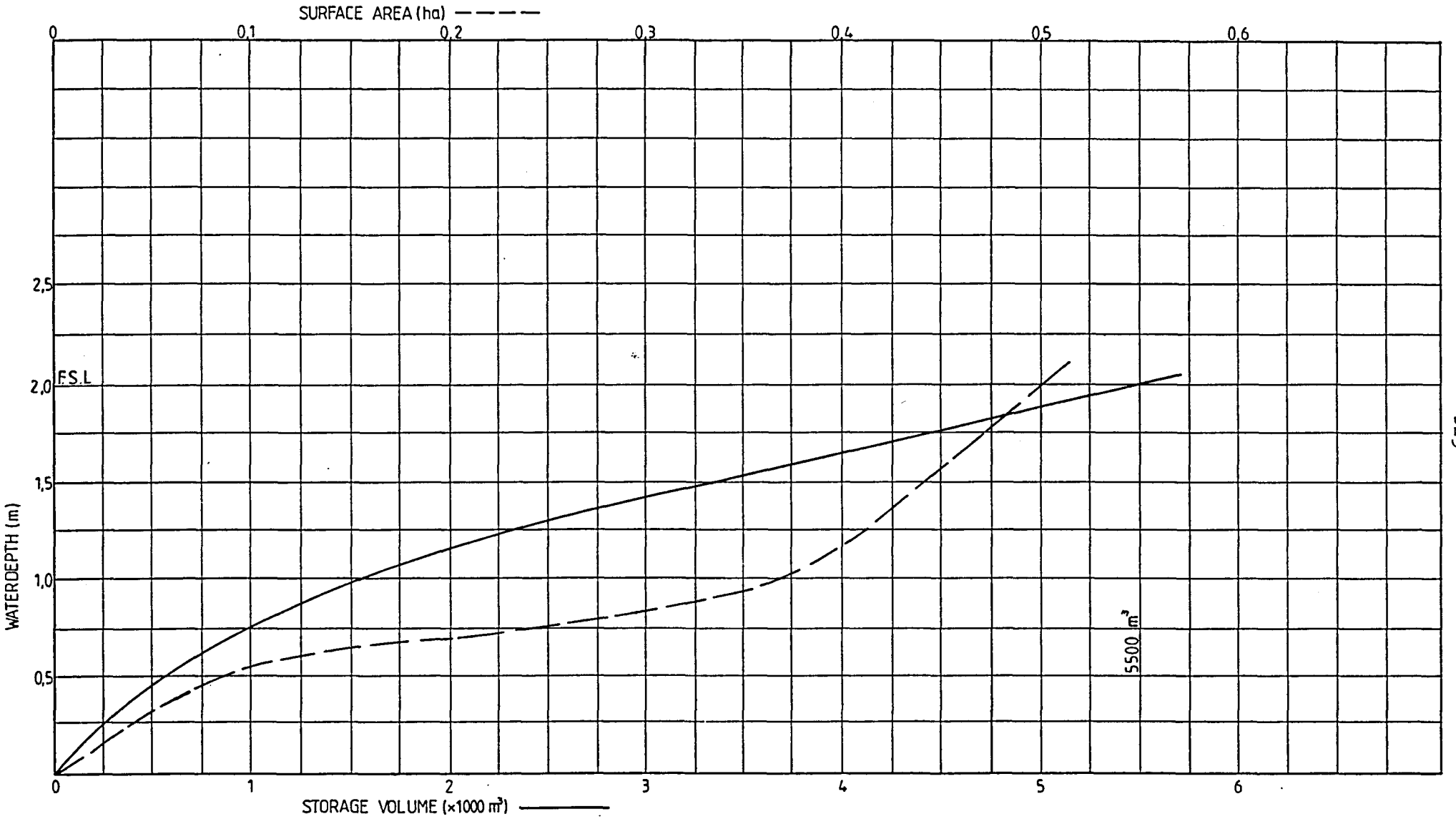

Farm Dam No. 29

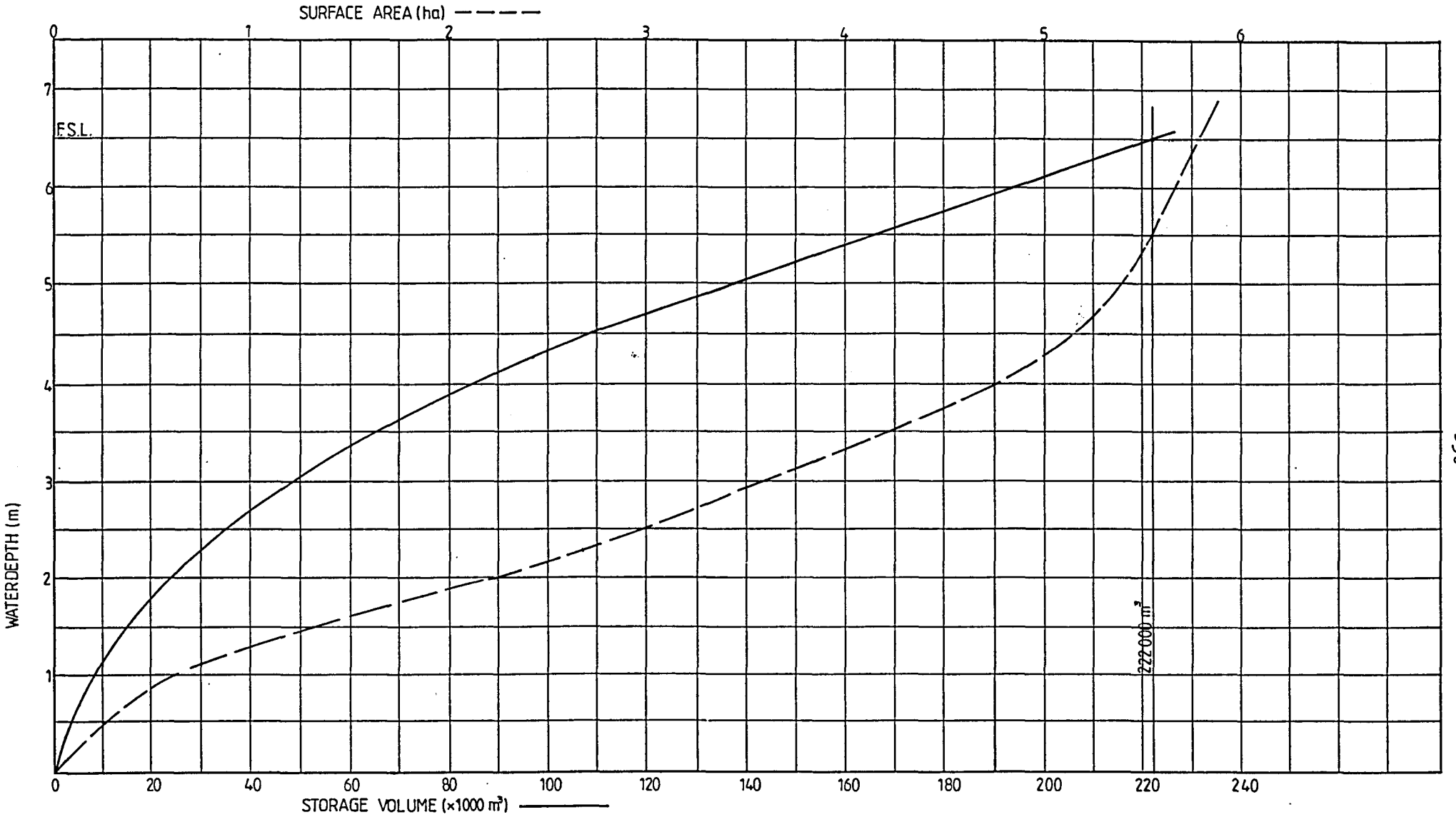

Farm Dam No. 30

Farm Dam No. 31

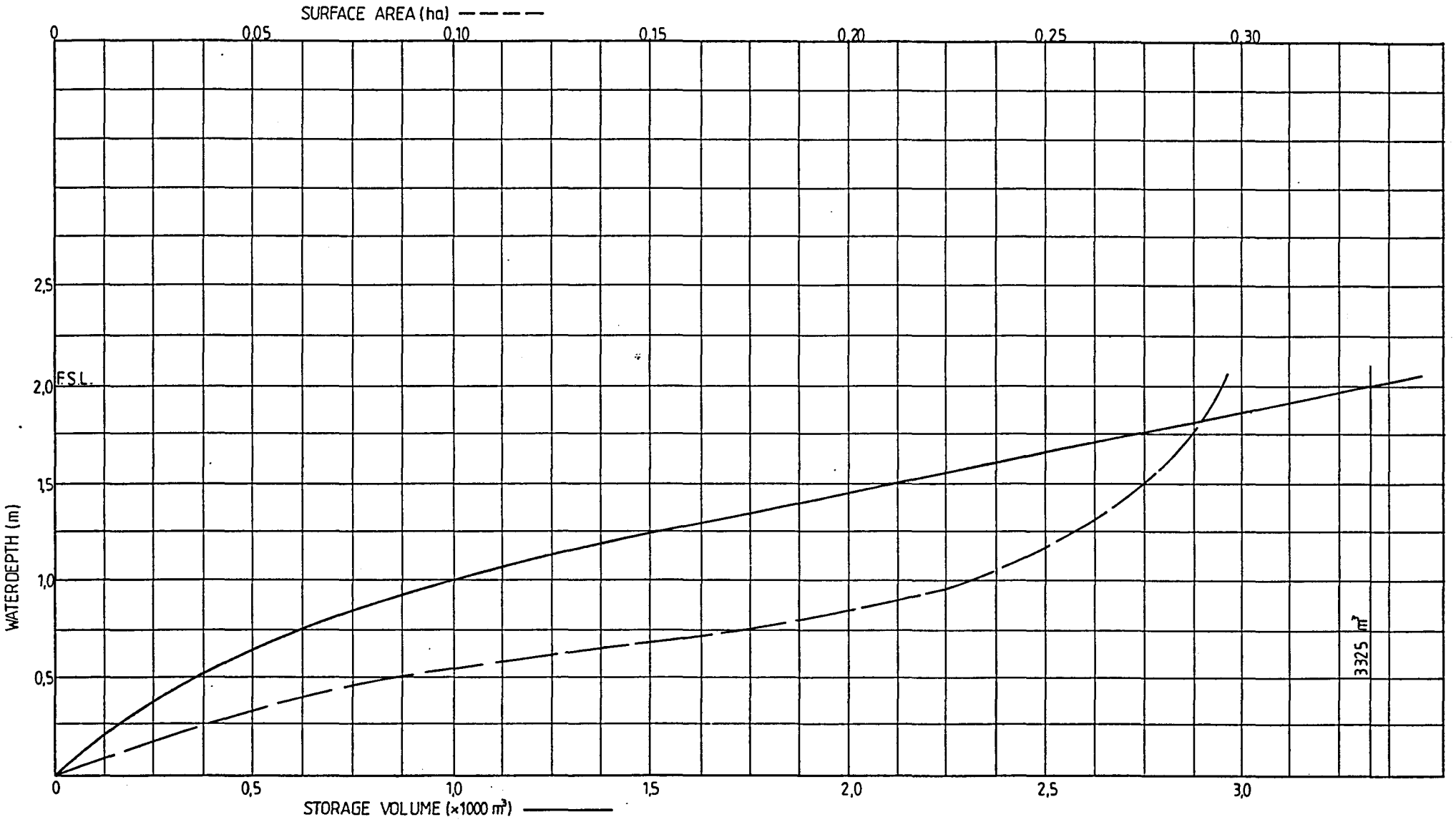

Farm Dam No. 32

Farm Dam No. 33

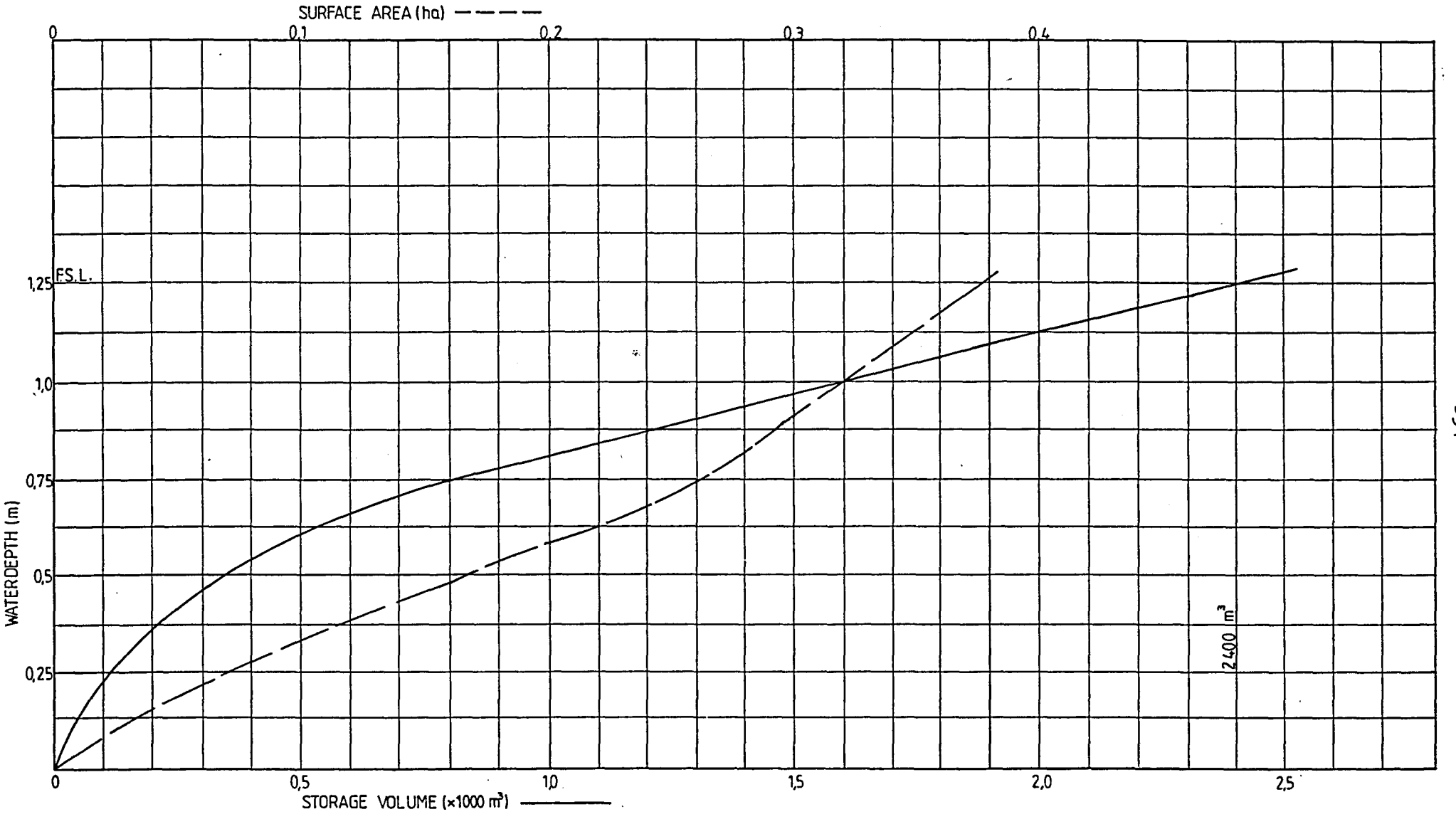

Farm Dam No. 34

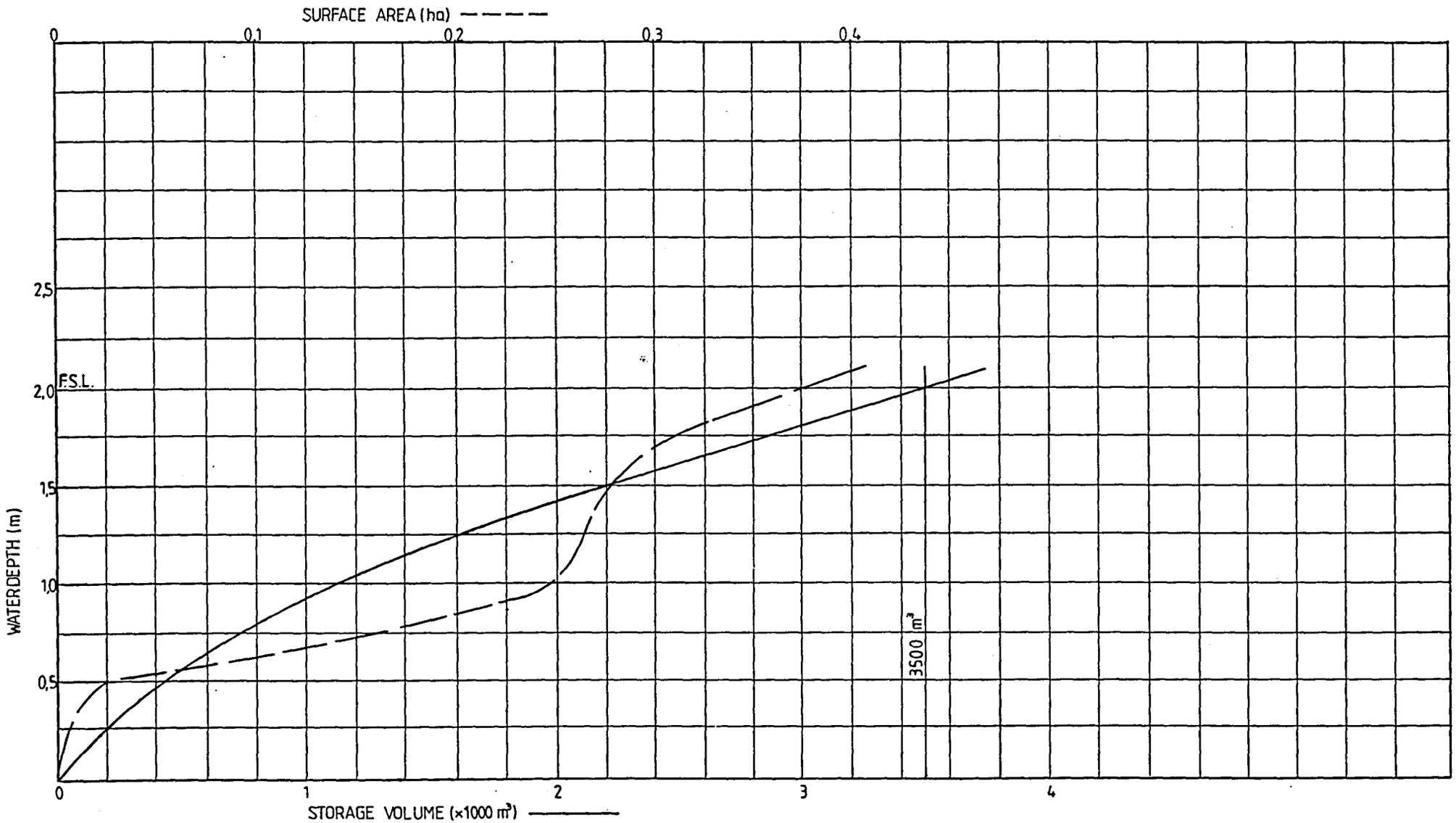

Farm Dam No. 35

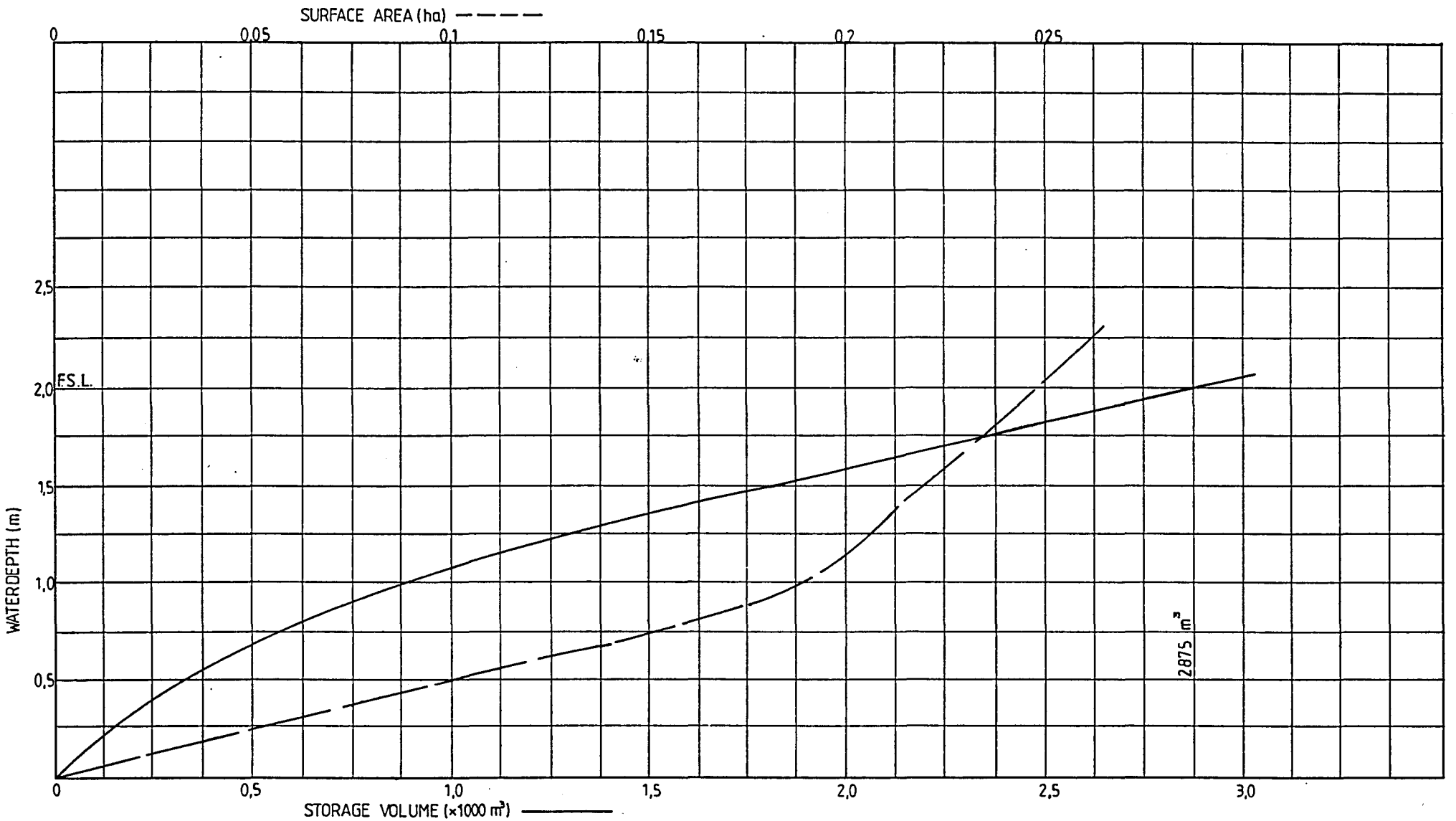

Farm Dam No.36

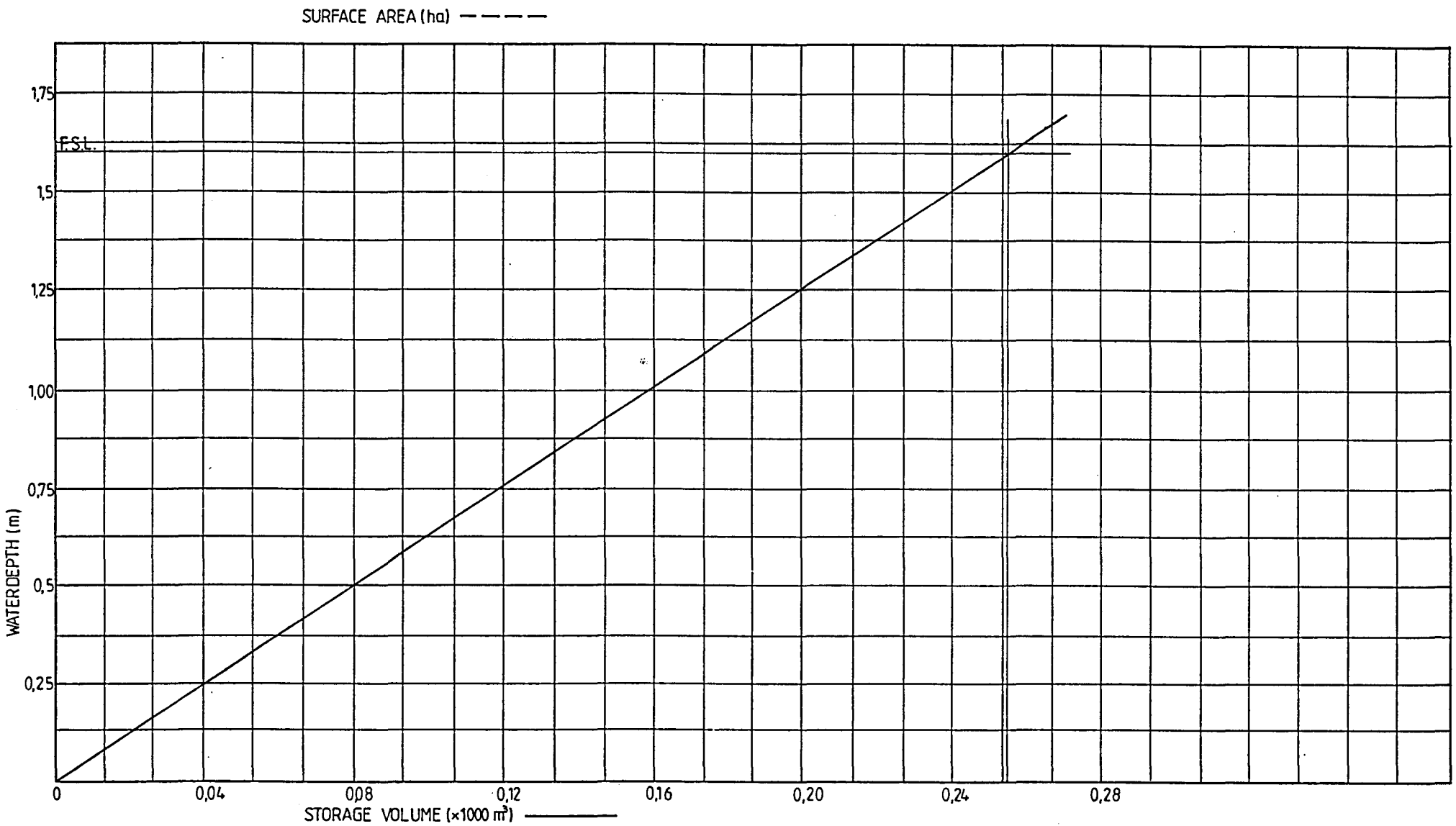

Farm Dam No. 37

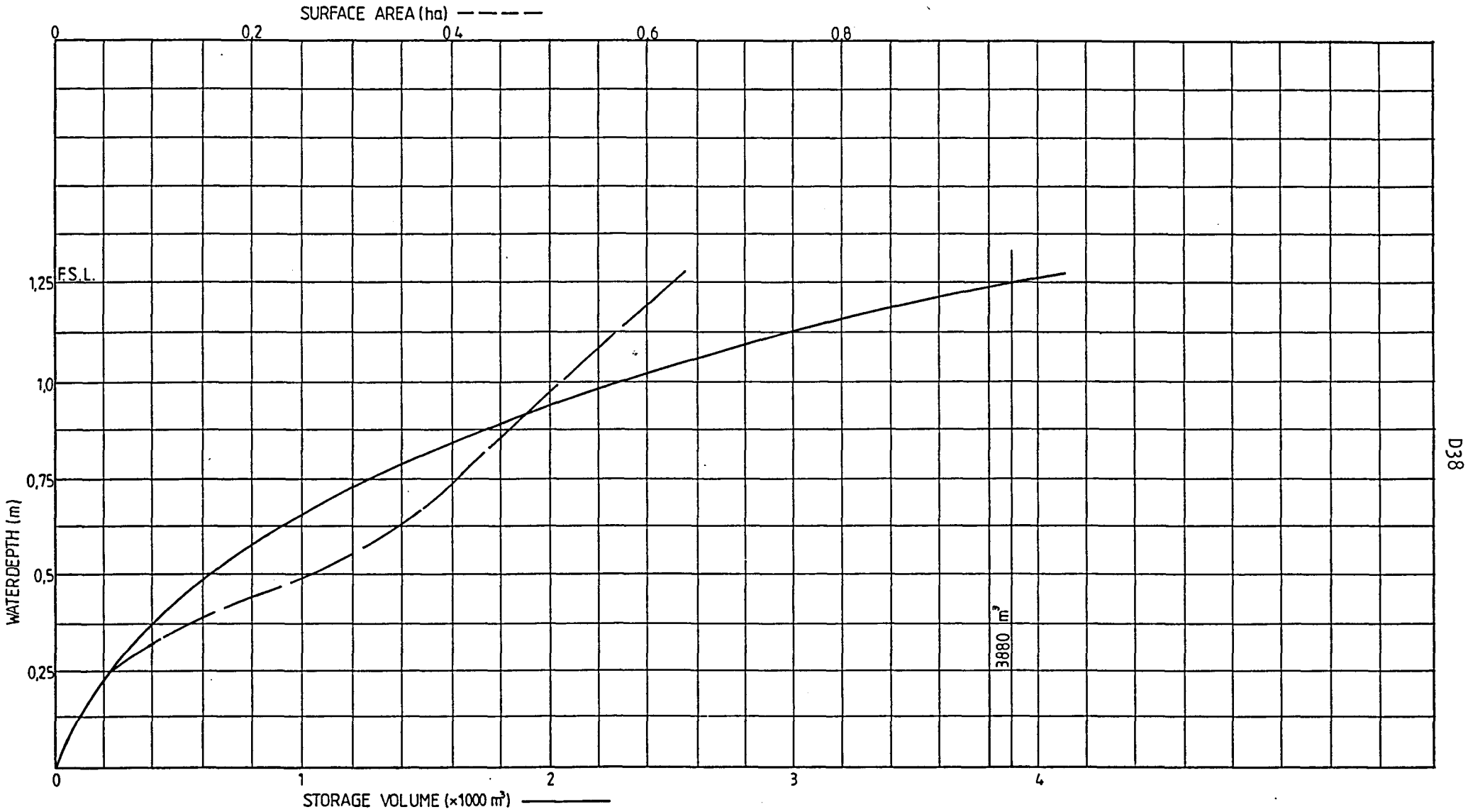

Farm Dam No. 38

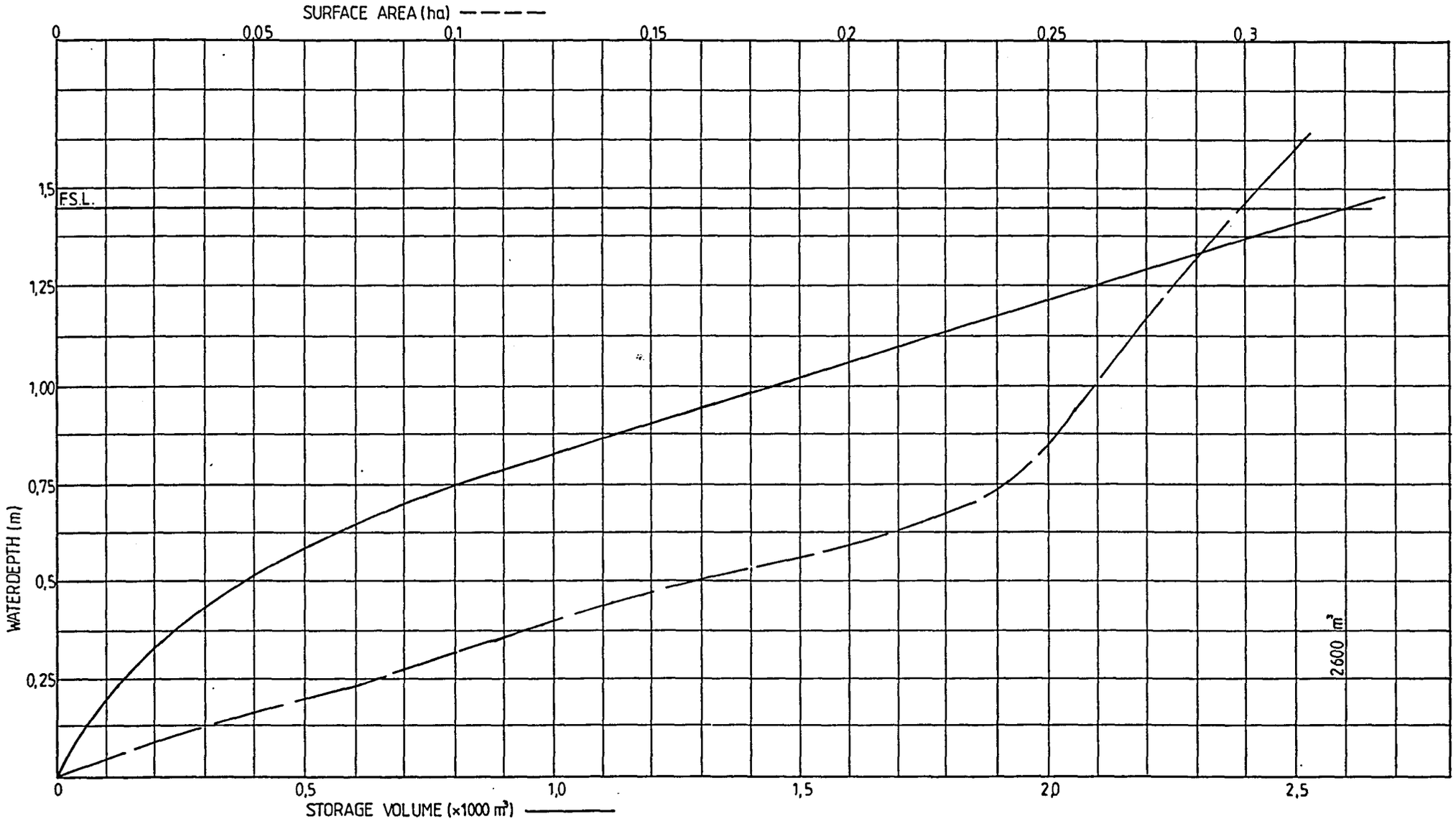

Farm Dam No. 39

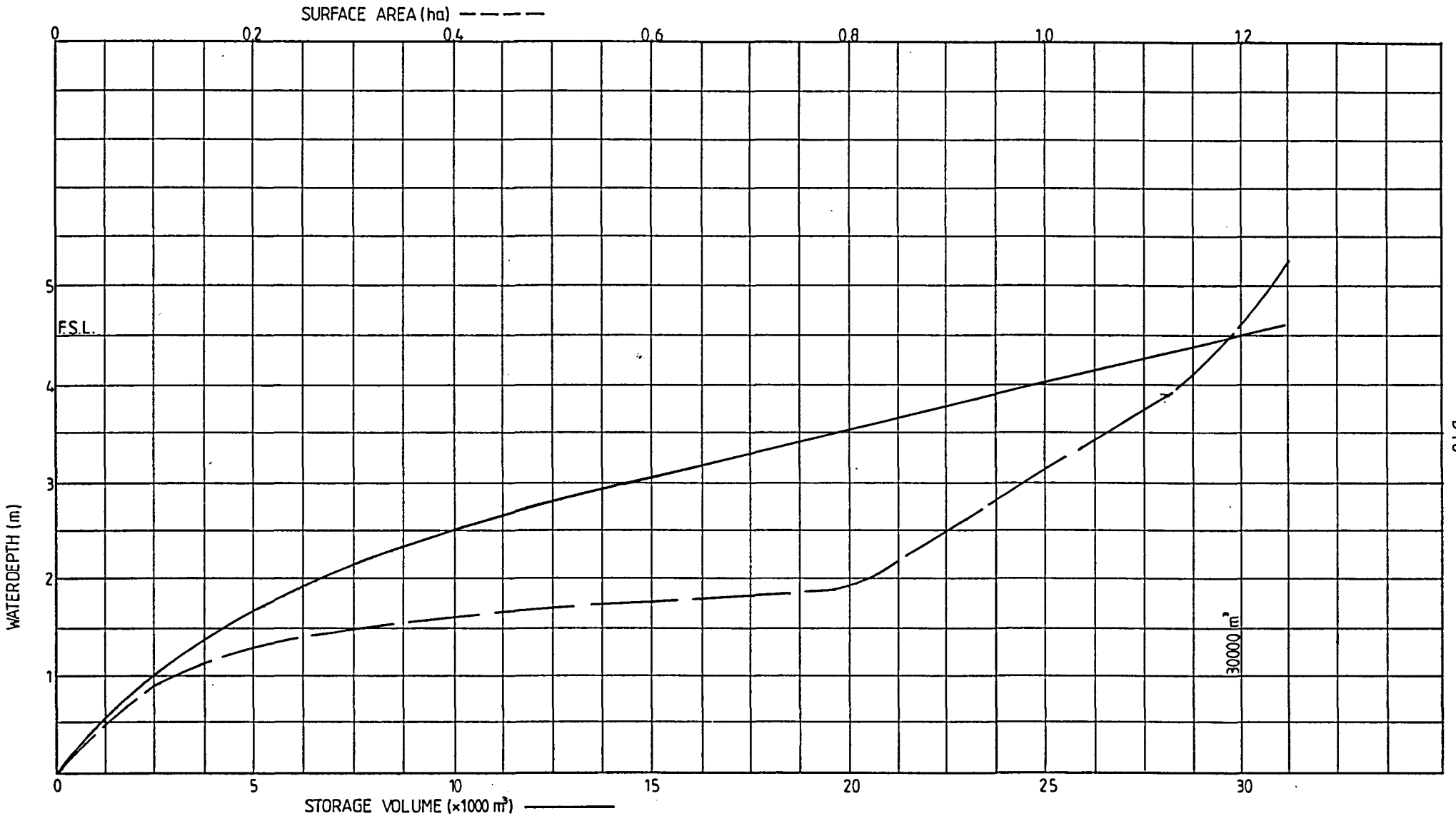

Farm Dam No. 40

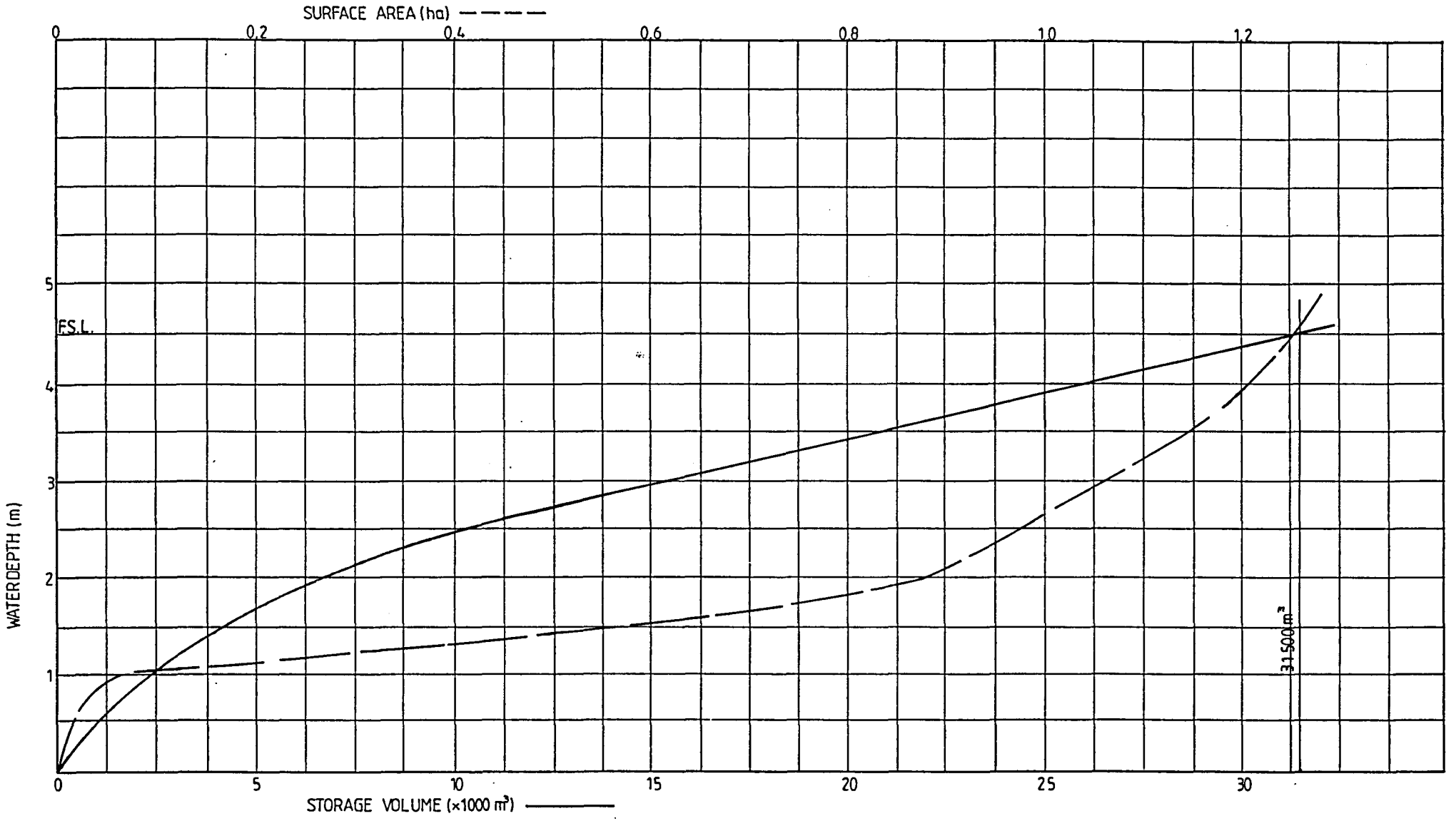

Farm Dam No. 41

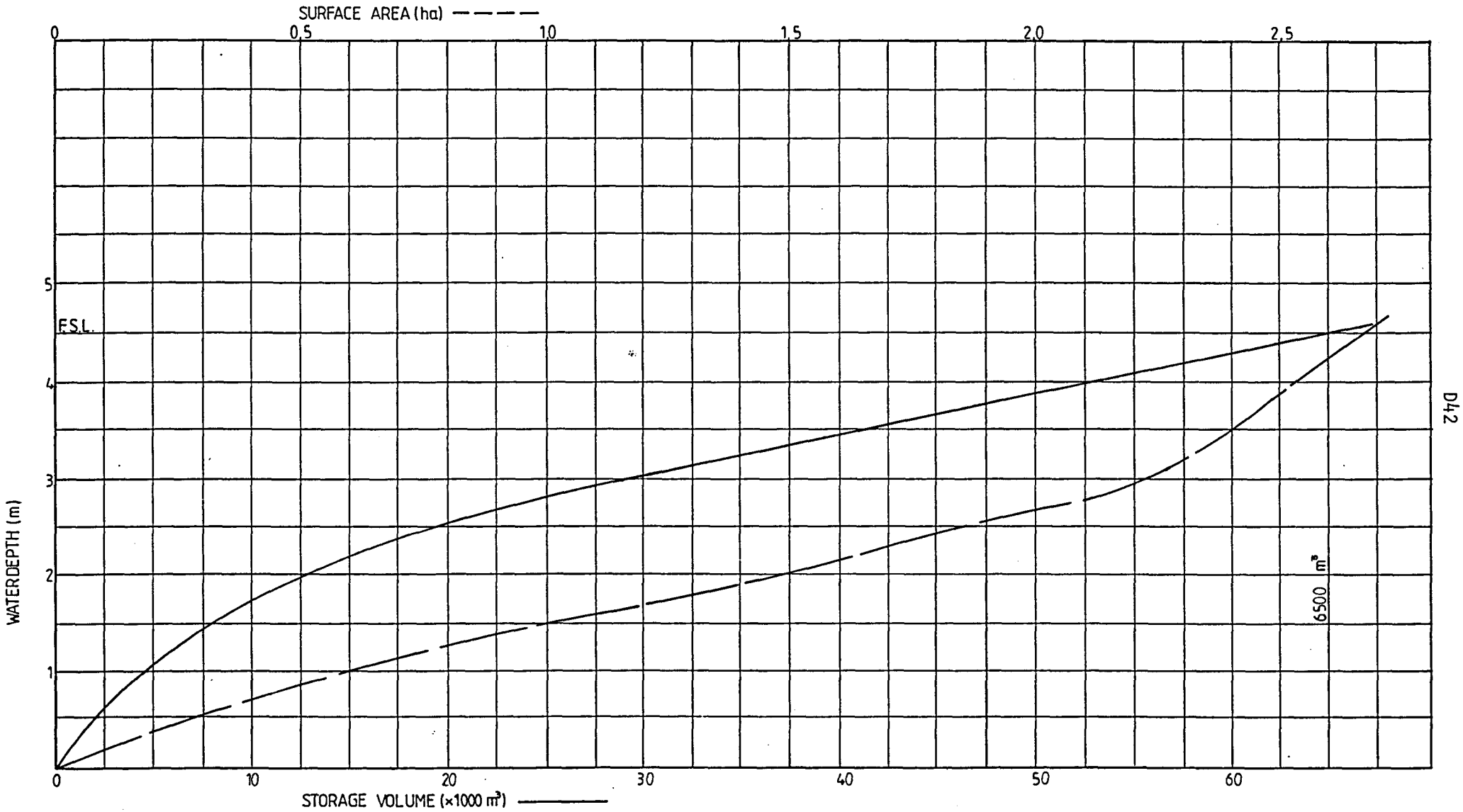

Farm Dam No. 42

D42

DAM SEEPAGE LOSS Volume(m^3) Area (ha) Nett evaporation(m^3) Volume difference(m^3) Loss (m^3)

DAM NO.	DATE	AUGUST 19	20	21	22	23	24	25	26	27	28	29	30	31	SEPTEMBER 1	2	3	4	5	6	7	8	9	10	11	12	13	14	15	AVERAGE
	EVAP.	3.3	2	3.3	3	1.2	0.6	2.4	0	1.8	0.1	0.5	1.5	3	2.8	3	3.3	6	5.8	3	3.3	2.5	3	0.1	2.5	3.5	3.8	5.8	7	
	RAIN.	0	0	0	0	2	0.3	0.2	5.2	4.7	8.7	15	0.3	0	0	0	0	0	0	0	0	0	0	13.7	0.3	0	0	0	0	
1	VOLUME		6864	6836	6780	7175	6893	6613	6587	6587	6587	6613	6695	6695	6667	6430	6299	6083	6083	5907	5828	5697	5567	5357	5933	7993	9538	10448	10448	6681
	AREA		0.555	0.554	0.551	0.569	0.556	0.543	0.542	0.542	0.542	0.543	0.547	0.547	0.546	0.533	0.527	0.513	0.513	0.506	0.502	0.495	0.488	0.477	0.507	0.607	0.679	0.731	0.731	
	NETT EVA.		0	11.1	18.282	16.53	-4.552	1.668	11.946	-28.18	-15.71	-46.61	-78.73	6.564	16.41	15.288	15.99	17.391	30.78	29.754	15.18	16.566	12.375	14.64	-64.87	11.154	21.245	25.802	42.398	
	VOL DIFF.		6864	-28	-56	395	-282	-280	-26	0	0	26	82	0	-28	-237	-131	-216	0	-176	-79	-131	-130	-210	576	2060	1545	910	0	
	LOSS		6864	-16.9	-37.71	411.53	-286.5	-278.3	-14.05	-28.18	-15.71	-20.61	3.265	6.564	-11.59	-221.7	-115.0	-198.6	30.78	-146.2	-63.82	-114.4	-117.6	-195.3	511.12	2071.1	1566.2	935.80	42.398	
	% LOSS		ERR	-0.246	-0.551	6.0697	-3.993	-4.037	-0.212	-0.427	-0.238	-0.312	0.0493	0.0980	-0.173	-3.325	-1.788	-3.153	0.5060	-2.404	-1.080	-1.963	-2.064	-3.509	9.5413	34.909	19.595	9.8113	0.4058	0.31
	COMMENT					INP	OUTP	OUTP					INP	INP		OUTP	OUTP	OUTP	INP	OUTP	OUTP	OUTP	OUTP	OUTP	INP	INP	INP	INP	INP	
2	VOLUME	15552	15392	15072	15072	15072	14912	14752	14592	14592	14432	14432	14592	14432	14369	14265	14213	14109	14005	12008	13797	13745	13641	13589	13589	13589	13537	13485	13381	14107
	AREA	1.184	1.183	1.182	1.182	1.182	1.181	1.18	1.179	1.179	1.178	1.178	1.179	1.178	1.178	1.177	1.176	1.175	1.174	1.173	1.172	1.171	1.17	1.169	1.169	1.169	1.169	1.168	1.167	
	NETT EVA.		39.072	23.66	39.006	35.46	-9.456	3.543	25.96	-61.30	-34.19	-101.3	-170.8	14.148	35.34	32.984	35.31	38.808	70.5	68.092	35.19	38.676	29.275	35.1	-158.9	25.718	40.915	44.422	67.744	
	VOL DIFF.		-160	-320	0	0	-160	-160	-160	0	-160	0	160	-160	-63	-104	-52	-104	-104	-1997	1789	-52	-104	-52	0	0	-52	-52	-104	
	LOSS		-120.9	-296.3	39.006	35.46	-169.4	-156.4	-134.0	-61.30	-194.1	-101.3	-10.81	-145.8	-27.66	-71.01	-16.69	-65.19	-33.5	-1928.	1824.1	-13.32	-74.72	-16.9	-158.9	25.718	-11.08	-7.578	-36.25	
	%LOSS		-0.777	-1.925	0.2587	0.2352	-1.124	-1.049	-0.908	-0.420	-1.330	-0.701	-0.074	-0.999	-0.191	-0.494	-0.116	-0.458	-0.237	-13.77	15.191	-0.096	-0.543	-0.123	-1.169	0.1892	-0.081	-0.055	-0.268	0.31
	COMMENT			OUTP	INP	INP	OUTP	OUTP	OUTP		OUTP		INP	OUTP		OUTP				OUTP	INP				OUTP	INP				
3	VOLUME	5702	5607	5512	5450	4210	3905	3599	3416	3355	3296	3296	3296	3276	3216	3176	3136	3096	3056	2976	2936	2896	2856	2336	2265	2376	2496	2776	3874	3603
	AREA	0.602	0.601	0.6	0.6	0.575	0.566	0.557	0.551	0.55	0.548	0.548	0.548	0.546	0.543	0.54	0.538	0.535	0.533	0.528	0.525	0.523	0.52	0.487	0.482	0.49	0.497	0.515	0.509	
	NETT EVA.		19.866	12.02	19.8	18	-4.6	1.698	12.254	-28.65	-15.95	-47.12	-79.46	6.576	16.38	15.204	16.2	17.754	32.1	30.914	15.84	17.325	13.075	15.6	-66.23	10.604	17.15	18.886	29.87	
	VOL DIFF.		-95	-95	-62	-1240	-305	-306	-183	-61	-59	0	0	-20	-60	-40	-40	-40	-40	-80	-40	-40	-40	-520	-71	111	120	280	1098	
	LOSS		-75.13	-82.98	-42.2	-1222	-309.6	-304.3	-170.7	-89.65	-74.95	-47.12	-79.46	-13.42	-43.62	-24.79	-23.8	-22.24	-7.9	-49.08	-24.16	-22.67	-26.92	-504.4	-137.2	121.60	137.15	298.88	1127.8	
	%LOSS		-1.317	-1.479	-0.765	-22.42	-7.353	-7.792	-4.744	-2.624	-2.233	-1.429	-2.410	-0.407	-1.331	-0.771	-0.749	-0.709	-0.255	-1.606	-0.811	-0.772	-0.929	-17.66	-5.874	5.3688	5.7723	11.974	40.629	1.21
	COMMENT					OUTP	OUTP	OUTP	OUTP															OUTP	OUTP	INP	INP	INP	INP	
4	VOLUME		9732	9623	9399	8797	8526	8254				6011	6078	9879	9847	9758	9783	5370	5911	5845	5812	5778	5745	6378	7650	9207	10775	11991	12219	7352
	AREA		0.625	0.622	0.619	0.61	0.605	0.6				0.549	0.551	0.626	0.626	0.624	0.625	0.529	0.547	0.545	0.544	0.543	0.542	0.56	0.588	0.616	0.64	0.662	0.666	
	NETT EVA.		0	12.5	20.526	18.57	-4.88	1.815	13.2	0	0	0	-79.60	6.612	18.78	17.528	18.72	20.625	31.74	31.726	16.35	17.952	13.575	16.26	-76.16	12.936	21.56	24.32	38.396	
	VOL DIFF.		9732	-109	-224	-602	-271	-272	-8254	0	0	6011	67	3801	-32	-89	25	-4413	541	-66	-33	-34	-33	633	1272	1557	1568	1216	228	
	LOSS		9732	-96.5	-203.4	-583.4	-275.8	-270.1	-8240.	0	0	6011	-12.60	3807.6	-13.22	-71.47	43.72	-4392.	572.74	-34.27	-16.65	-16.04	-19.42	649.26	1195.8	1569.9	1589.5	1240.3	266.39	
	%LOSS		ERR	-0.991	-2.114	-6.207	-3.136	-3.168	-99.84	ERR	ERR	ERR	-0.209	62.645	-0.133	-0.725	0.4480	-44.89	10.665	-0.579	-0.284	-0.276	-0.336	11.301	18.749	20.522	17.264	11.511	2.2216	0.44
	COMMENT			OUTP	OUTP	OUTP	OUTP	OUTP	OUTP					INP			INP	OUTP	INP					INP	INP	INP	INP	INP	INP	
5	VOLUME		1442	1424	1415	1549	1446	1370	1352	1342	1342	1350	1379	1342	1537	1315	1306	1279	1270	1252	1243	1234	1401	1397	1243	1234	1198	1179	1170	1310
	AREA		0.298	0.294	0.293	0.31	0.299	0.284	0.281	0.279	0.279	0.28	0.286	0.279	0.309	0.274	0.272	0.267	0.265	0.261	0.26	0.258	0.295	0.289	0.26	0.258	0.251	0.247	0.247	
	NETT EVA.		0	5.96	9.702	8.79	-2.48	0.897	6.248	-14.61	-8.091	-23.99	-40.6	3.432	8.37	8.652	8.22	8.976	16.02	15.37	7.83	8.58	6.45	8.85	-39.30	5.72	9.03	9.538	14.326	
	VOL DIFF.		1442	-18	-9	134	-103	-76	-18	-10	0	8	29	-37	195	-222	-9	-27	-9	-18	-9	-9	167	-4	-154	-9	-36	-19	-9	
	LOSS		1442	-12.04	0.702	142.79	-105.4	-75.10	-11.75	-24.61	-8.091	-15.99	-11.6	-33.56	203.37	-213.3	-0.78	-18.02	7.02	-2.63	-1.17	-0.42	173.45	4.85	-193.3	-3.28	-26.97	-9.462	5.326	
	%LOSS		ERR	-0.834	0.0492	10.091	-6.809	-5.193	-0.857	-1.820	-0.602	-1.191	-0.859	-2.434	15.154	-13.88	-0.059	-1.380	0.5488	-0.207	-0.093	-0.033	14.055	0.3461	-13.83	-0.263	-2.185	-0.789	0.4517	0.69
	COMMENT				INP	INP	OUTP	OUTP						OUTP	INP	OUTP			INP				INP	OUTP	OUTP		OUTP		INP	

DAM SEEPAGE LOSS Volume(m^3) Area (ha) Bett evaporation(m^3) Volume difference(m^3) Loss (m^3)

DAM NO.	DATE	AUGUST 19	20	21	22	23	24	25	26	27	28	29	30	31	SEPTEMBER 1	2	3	4	5	6	7	8	9	10	11	12	13	14	15	AVERAGE
	EVAP.	3.3	2	3.3	3	1.2	0.6	2.4	0	1.8	0.1	0.5	1.5	3	2.8	3	3.3	6	5.8	3	3.3	2.5	3	0.1	2.5	3.5	3.8	5.8	7	
	RAIN.	0	0	0	0	2	0.3	0.2	5.2	4.7	8.7	15	0.3	0	0	0	0	0	0	0	0	0	0	13.7	0.3	0	0	0	0	
6	VOLUME		11992	11941	12043	12094	7880	5742	12196	12247	12094	12196	12196	12043	11890	11788	11788	11788	11686	11635	11584	11686	11635	11533	11482	11431	11482	11482	11482	11860
	AREA		0.954	0.954	0.955	0.955	0.862	0.763	0.956	0.957	0.955	0.956	0.956	0.955	0.953	0.952	0.952	0.952	0.951	0.95	0.95	0.951	0.95	0.949	0.949	0.948	0.949	0.949	0.949	
	BETT EVA.		0	19.08	31.482	28.65	-7.64	2.586	16.786	-49.71	-27.75	-82.13	-138.6	11.472	28.65	26.684	28.56	31.416	57.12	55.158	28.5	31.35	23.775	28.5	-129.0	20.878	33.18	36.062	55.042	
	VOL DIFF.		11992	-51	102	51	-4214	-2138	6454	51	-153	102	0	-153	-153	-102	0	0	-102	-51	-51	102	-51	-102	-51	-51	51	0	0	
	LOSS		11992	-31.92	133.48	79.65	-4221.	-2135.	6470.7	1.288	-180.7	19.87	-138.6	-141.5	-124.3	-75.31	28.56	31.416	-44.88	4.158	-22.5	133.35	-27.22	-73.5	-180.0	-30.12	84.18	36.062	55.042	
	XLOSS		ERR	-0.266	1.1178	0.6613	-34.90	-27.09	112.69	0.0105	-1.475	0.1642	-1.136	-1.160	-1.032	-0.633	0.2422	0.2665	-0.380	0.0355	-0.193	1.1511	-0.232	-0.631	-1.561	-0.262	0.7364	0.3140	0.4793	0.75
	COMMENT				INP	INP	OUTP	OUTP	INP	INP		INP					INP	INP		INP		INP					INP	INP	INP	
7	VOLUME	12078	12078	12078	12109	12169	12199	12230	12230	12048	12109	12169	12078	11957	11897	11927	11957	11806	11867	11867	11867	11957	11806	11742	11614	11742	11742	11806	11774	11987
	AREA	0.672	0.672	0.672	0.672	0.673	0.674	0.674	0.674	0.672	0.672	0.673	0.672	0.67	0.669	0.67	0.67	0.668	0.669	0.669	0.669	0.67	0.668	0.667	0.664	0.667	0.667	0.668	0.667	
	BETT EVA.		22.176	13.44	22.176	20.16	-5.384	2.022	14.828	-35.04	-19.48	-57.79	-97.58	8.064	20.1	18.732	20.1	22.11	40.08	38.802	20.07	22.077	16.75	20.04	-90.71	14.608	23.345	25.346	38.744	
	VOL DIFF.		0	0	31	60	30	31	0	-182	61	60	-91	-121	-60	30	30	-151	61	0	0	90	-151	-64	-128	128	0	64	-32	
	LOSS		22.176	13.44	53.176	80.16	24.616	33.022	14.828	-217.0	41.512	2.208	-188.5	-112.9	-39.9	48.732	50.1	-128.8	101.08	38.802	20.07	112.07	-134.2	-43.96	-218.7	142.60	23.345	89.346	6.744	
	XLOSS		0.1836	0.1112	0.4402	0.6619	0.2022	0.2706	0.1212	-1.774	0.3445	0.0182	-1.549	-0.935	-0.333	0.4096	0.4200	-1.077	0.8561	0.3269	0.1691	0.9444	-1.122	-0.372	-1.862	1.2278	0.1988	0.7609	0.0571	1.13
	COMMENT		INP	INP	INP	INP	INP	INP	INP		INP	INP				INP	INP		INP	INP	INP	INP				INP	INP	INP	INP	
9	VOLUME				2077	2104	2064	2024	2011	1998	1985	1998	2011	1998	1972	1958	1932	1919	1972	3044	2653	2603	2552	2502	2489	2464	2170	2130	1972	2168
	AREA				0.283	0.285	0.283	0.281	0.28	0.279	0.278	0.279	0.28	0.279	0.278	0.277	0.276	0.275	0.278	0.341	0.317	0.314	0.311	0.308	0.307	0.306	0.298	0.286	0.278	
	BETT EVA.		0	0	0	8.49	-2.28	0.849	6.182	-14.56	-8.091	-23.90	-40.45	3.36	8.37	7.784	8.31	9.108	16.5	16.124	10.23	10.461	7.85	9.33	-41.88	6.754	10.71	11.324	16.588	
	VOL DIFF.				2077	27	-40	-40	-13	-13	-13	13	13	-13	-26	-14	-26	-13	53	1072	-391	-50	-51	-50	-13	-25	-294	-40	-158	
	LOSS				2077	35.49	-42.28	-39.15	-6.818	-27.56	-21.09	-10.90	-27.45	-9.64	-17.63	-6.216	-17.69	-3.892	69.5	1088.1	-380.7	-39.53	-43.15	-40.67	-54.88	-18.24	-283.2	-28.67	-141.4	
	XLOSS				ERR	1.7087	-2.009	-1.896	-0.336	-1.370	-1.055	-0.549	-1.374	-0.479	-0.882	-0.315	-0.903	-0.201	3.6216	55.178	-12.50	-1.490	-1.657	-1.593	-2.193	-0.733	-11.49	-1.321	-6.639	1.13
	COMMENT					INP													INP	INP	OUTP						OUTP		OUTP	
10	VOLUME	7822	6972	7924	9273	7788	7856	7924	7890	7686	7652	7720	7176	7278	8749	7550	7516	7108	7448	7482	7516	7856	7312	7176	6904	7652	7380	7448	7414	7720
	AREA	0.677	0.664	0.679	0.696	0.677	0.678	0.679	0.678	0.675	0.675	0.676	0.667	0.669	0.69	0.673	0.672	0.666	0.671	0.672	0.672	0.678	0.669	0.667	0.663	0.675	0.67	0.671	0.671	
	BETT EVA.		22.341	13.28	22.407	20.08	-5.416	2.034	14.938	-35.25	-19.57	-58.05	-98.02	8.004	20.07	19.32	20.19	22.176	39.96	38.918	20.16	22.176	16.95	20.07	-90.71	14.586	23.625	25.46	38.918	
	VOL DIFF.		-850	952	1349	-1485	68	68	-34	-204	-34	68	-544	102	1471	-1199	-34	-408	340	34	34	340	-544	-136	-272	748	-272	68	-34	
	LOSS		-827.6	965.28	1371.4	-1464.	62.584	70.034	-19.06	-239.2	-53.57	9.95	-642.0	110.00	1491.0	-1179.	-13.81	-385.8	379.96	72.918	54.16	362.17	-527.0	-115.9	-362.7	762.58	-248.3	93.46	4.918	
	XLOSS		-10.58	13.845	17.307	-15.78	0.8035	0.8914	-0.240	-3.032	-0.697	0.1300	-8.316	1.5329	20.487	-13.48	-0.182	-5.133	5.3455	0.9790	0.7238	4.8187	-6.708	-1.585	-5.054	11.045	-3.245	1.2663	0.0660	0.37
	COMMENT		OUTP	INP	INP	OUTP	INP	INP		OUTP		INP	OUTP	INP	INP	OUTP		OUTP	INP	INP	INP	INP	OUTP	OUTP	OUTP	INP	OUTP	INP	INP	
11	VOLUME	335	318	345	328	339	342	345	339	312	315	325	271	281	284	308	304	264	298	301	301	339	284	271	244	318	298	298	294	317
	AREA	0.061	0.061	0.062	0.061	0.062	0.062	0.062	0.062	0.061	0.061	0.061	0.06	0.06	0.06	0.061	0.061	0.06	0.061	0.061	0.061	0.62	0.06	0.06	0.059	0.061	0.061	0.061	0.061	
	BETT EVA.		2.013	1.22	2.046	1.83	-0.496	0.186	1.364	-3.224	-1.769	-5.246	-8.845	0.72	1.8	1.68	1.83	2.013	3.6	3.538	1.83	2.013	15.5	1.8	-8.16	1.298	2.135	2.318	3.538	
	VOL DIFF.		-17	27	-17	11	3	3	-6	-27	3	10	-54	10	3	24	-4	-40	34	3	0	38	-55	-13	-27	74	-20	0	-4	
	LOSS		-14.98	28.22	-14.95	12.83	2.504	3.186	-4.636	-30.22	1.231	4.754	-62.84	10.72	4.8	25.68	-2.17	-37.98	37.6	6.538	1.83	40.013	-39.5	-11.2	-35.16	75.298	-17.86	2.318	-0.462	
	XLOSS		-4.473	8.8742	-4.334	3.9115	0.7386	0.9315	-1.343	-8.915	0.3945	1.5092	-19.33	3.9557	1.7081	9.0422	-0.704	-12.49	14.242	2.1939	0.6079	13.293	-11.65	-3.943	-12.97	30.859	-5.617	0.7778	-0.155	0.73
	COMMENT		OUTP	INP	OUTP	INP	INP	INP		OUTP	INP	INP	OUTP	INP	INP	INP		OUTP	INP	INP	INP	INP	OUTP	OUTP	OUTP	INP	OUTP	INP		

DAM SEEPAGE LOSS Volume(m^3) Area (ha) Nett evaporation(m^3) Volume difference(m^3) Loss (m^3)

DAM NO.	DATE	AUGUST 19	20	21	22	23	24	25	26	27	28	29	30	31	SEPTEMBER 1	2	3	4	5	6	7	8	9	10	11	12	13	14	15	AVERAGE
	EVAP.	3.3	2	3.3	3	1.2	0.6	2.4	0	1.8	0.1	0.5	1.5	3	2.8	3	3.3	6	5.8	3	3.3	2.5	3	0.1	2.5	3.5	3.8	5.8	7	
	RAIN.	0	0	0	0	2	0.3	0.2	5.2	4.7	8.7	15	0.3	0	0	0	0	0	0	0	0	0	0	13.7	0.3	0	0	0	0	
12	VOLUME		103721	106111	106667	106667	106389	106111	105833	103194	105833	105973	106111	105833	105695	105417	105278	106111	105834	104861	105139	104861	104583	104305	104444	104305	104166	103889	103611	105437
	AREA		4.899	5.041	5.074	5.074	5.058	5.041	5.025	4.868	5.025	5.033	5.041	5.025	5.016	5	4.992	5.041	5.025	4.967	4.983	4.967	4.95	4.934	4.942	4.934	4.926	4.909	4.893	
	NETT EVA.		0	97.98	166.35	152.22	-40.59	15.174	110.90	-261.3	-141.1	-432.1	-729.7	60.492	150.75	140.44	150	164.73	302.46	291.45	149.01	164.43	124.17	148.5	-671.0	108.72	172.69	187.18	284.72	
	VOL DIFF.		103721	2390	556	0	-278	-278	-278	-2639	2639	140	138	-278	-138	-278	-139	833	-277	-973	278	-278	-278	-278	139	-139	-139	-277	-278	
	LOSS		103721	2487.9	722.35	152.22	-318.5	-262.8	-167.0	-2900.	2497.8	-292.1	-591.7	-217.5	12.75	-137.5	11	997.73	25.46	-681.5	427.01	-113.5	-153.8	-129.5	-532.0	-30.27	33.69	-89.81	6.722	
	%LOSS		ERR	2.3987	0.6807	0.1427	-0.298	-0.247	-0.157	-2.740	2.4205	-0.276	-0.558	-0.204	0.0120	-0.130	0.0104	0.9477	0.0239	-0.643	0.4072	-0.108	-0.146	-0.123	-0.510	-0.028	0.0322	-0.086	0.0064	0.25
	COMMENT			INP	INP	INP				OUTP	INP	INP	INP		INP		INP	INP	INP		INP						INP		INP	
13	VOLUME			1412	1380	1396	1352	1307	1283	1267	1251	1219	1235	1210	1203	1171	1227	1203	1171	1138	1114	1090	1074	992	1171	1154	1058	1047	1025	1199
	AREA			0.148	0.146	0.147	0.145	0.143	0.142	0.141	0.14	0.139	0.139	0.138	0.138	0.136	0.139	0.138	0.136	0.135	0.134	0.133	0.132	0.126	0.136	0.136	0.131	0.13	0.128	
	NETT EVA.		0	0	4.884	4.38	-1.176	0.435	3.146	-7.384	-4.089	-12.04	-20.15	1.668	4.14	3.864	4.08	4.587	8.28	7.888	4.05	4.422	3.325	3.96	-17.13	2.992	4.76	4.978	7.54	
	VOL DIFF.			1412	-32	16	-44	-45	-24	-16	-16	-32	16	-25	-7	-32	56	-24	-32	-33	-24	-24	-16	-82	179	-17	-96	-11	-22	
	LOSS			1412	-27.11	20.38	-45.17	-44.56	-20.85	-23.38	-20.08	-44.04	-4.155	-23.33	-2.86	-28.13	60.08	-19.41	-23.72	-25.11	-19.95	-19.57	-12.67	-78.04	161.86	-14.00	-91.24	-6.022	-14.46	
	%LOSS			ERR	-1.920	1.4768	-3.236	-3.296	-1.595	-1.822	-1.585	-3.520	-0.340	-1.889	-0.236	-2.338	5.1306	-1.582	-1.971	-2.144	-1.753	-1.757	-1.162	-7.266	16.316	-1.196	-7.906	-0.569	-1.381	1.38
	COMMENT					INP	OUTP	OUTP				OUTP	INP			OUTP	INP			OUTP				OUTP	INP		OUTP			
14	VOLUME			3046	3036	2930	2746	2564	2552	2552	2542	2542	2581	2571	2562	2552	2542	2523	2523	2494	2484	2465		2862	3749	3747	3680	3660	3372	2733
	AREA			0.297	0.276	0.194	0.188	0.182	0.181	0.181	0.181	0.181	0.182	0.182	0.182	0.181	0.181	0.18	0.18	0.179	0.179	0.178		0.191	0.223	0.223	0.221	0.22	0.21	
	NETT EVA.		0	0	9.801	8.28	-1.552	0.564	4.004	-9.412	-5.249	-15.56	-26.24	2.184	5.46	5.096	5.43	5.973	10.8	10.44	5.37	5.907	4.45	0	-25.97	4.906	7.805	8.398	12.76	
	VOL DIFF.			3046	-10	-106	-184	-182	-12	0	-10	0	39	-10	-9	-10	-10	-19	0	-29	-10	-19	-2465	2862	887	-2	-47	-20	-288	
	LOSS			3046	-0.199	-97.72	-185.5	-181.4	-7.996	-9.412	-15.24	-15.56	12.755	-7.816	-3.54	-4.904	-4.57	-13.02	10.8	-18.56	-4.63	-13.09	-2460.	2862	861.02	2.906	-59.19	-11.60	-275.2	
	%LOSS			ERR	-0.006	-3.218	-6.332	-6.607	-0.311	-0.368	-0.597	-0.612	0.5017	-0.302	-0.137	-0.191	-0.179	-0.512	0.4280	-0.735	-0.185	-0.527	-99.81	ERR	30.084	0.0775	-1.579	-0.315	-7.520	0.44
	COMMENT					OUTP	OUTP	OUTP					INP						INP				OUTP		INP	INP			OUTP	
15	VOLUME				2470	2452	2376	2299	2272	2245	2245	2389	2704	2542	2506	2488	2479	2452	2326	3622	2146	2074		1723	1750	2011	2236	2200	2092	2393
	AREA				0.208	0.207	0.203	0.199	0.198	0.196	0.196	0.204	0.221	0.212	0.21	0.209	0.209	0.207	0.201	0.27	0.191	0.187		0.169	0.17	0.184	0.196	0.194	0.188	
	NETT EVA.		0	0	0	6.24	-1.656	0.609	4.378	-10.29	-5.684	-16.85	-29.58	2.652	6.36	5.88	6.27	6.897	12.42	11.658	8.1	6.303	4.675	0	-22.98	3.74	6.44	7.448	11.252	
	VOL DIFF.				2470	-18	-76	-77	-27	-27	0	144	315	-162	-36	-18	-9	-27	-126	1296	-1476	-72	-2074	1723	27	261	225	-36	-108	
	LOSS				2470	-11.76	-77.65	-76.39	-22.62	-37.29	-5.684	127.14	285.42	-159.3	-29.64	-12.12	-2.73	-20.10	-113.5	1307.6	-1467.	-65.69	-2069.	1723	4.016	264.74	231.44	-28.35	-96.74	
	%LOSS				ERR	-0.476	-3.167	-3.215	-0.983	-1.641	-0.253	5.6634	11.947	-5.893	-1.166	-0.483	-0.109	-0.810	-4.632	56.219	-40.52	-3.061	-99.77	ERR	0.2330	15.128	11.508	-1.276	-4.397	0.8
	COMMENT						OUTP	OUTP				INP	INP	OUTP					OUTP	INP	OUTP				INP	INP	INP		OUTP	
16	VOLUME				2972	2951	2943	2930	2910	2951	2951	2951	3013	2993	2972	2951	2930	2910	2910	2868	2847	4278	3988	3553	2536	2516	2495	2578	4113	2896
	AREA				0.436	0.435	0.435	0.435	0.434	0.435	0.435	0.435	0.436	0.436	0.436	0.435	0.435	0.434	0.434	0.434	0.433	0.461	0.455	0.447	0.427	0.427	0.426	0.428	0.458	
	NETT EVA.		0	0	0	13.08	-3.48	1.305	9.57	-22.56	-12.61	-37.41	-63.07	5.232	13.08	12.208	13.05	14.355	26.04	25.172	13.02	14.289	11.525	13.65	-60.79	9.394	14.945	16.188	24.824	
	VOL DIFF.				2972	-21	-8	-13	-20	41	0	0	62	-20	-21	-21	-21	-20	0	-42	-21	1431	-290	-435	-1017	-20	-21	83	1535	
	LOSS				2972	-7.92	-11.48	-11.69	-10.43	18.432	-12.61	-37.41	-1.075	-14.76	-7.92	-8.792	-7.95	-5.645	26.04	-16.82	-7.98	1445.2	-278.4	-421.3	-1077.	-10.60	-6.055	99.188	1559.8	
	%LOSS				ERR	-0.266	-0.389	-0.397	-0.355	0.6334	-0.427	-1.267	-0.036	-0.490	-0.264	-0.295	-0.269	-0.192	0.8948	-0.578	-0.278	50.765	-6.509	-10.56	-30.33	-0.418	-0.240	3.9754	60.505	0.39
	COMMENT									INP									INP			INP	OUTP	OUTP	OUTP			INP	INP	

DAM SEEPAGE LOSS Volume(m^3) Area (ha) Bett evaporation(m^3) Volume difference(m^3) Loss (m^3)

	DATE	AUGUST 19	20	21	22	23	24	25	26	27	28	29	30	31	SEPTEMBER 1	2	3	4	5	6	7	8	9	10	11	12	13	14	15	AVERAGE
DAM	EVAP.	3.3	2	3.3	3	1.2	0.6	2.4	0	1.8	0.1	0.5	1.5	3	2.8	3	3.3	6	5.8	3	3.3	2.5	3	0.1	2.5	3.5	3.8	5.8	7	
NO.	RAIN.	0	0	0	0	2	0.3	0.2	5.2	4.7	8.7	15	0.3	0	0	0	0	0	0	0	0	0	0	13.7	0.3	0	0	0	0	
17	VOLUME			3486	3476	3465	3451	3434	3424	3424	3403	1758	1764	1764	3434	3424	3403	1739	1739	1729	1729	1718	1718	5009	5217	5113	5165	4905	4814	3312
	AREA			0.213	0.213	0.213	0.212	0.212	0.212	0.212	0.211	0.151	0.152	0.152	0.212	0.212	0.211	0.15	0.15	0.15	0.15	0.149	0.149	0.251	0.255	0.253	0.254	0.249	0.247	
	BETT EVA.		0	0	7.029	6.39	-1.704	0.636	4.664	-11.02	-6.148	-18.14	-21.89	1.824	4.56	5.936	6.36	6.963	9	8.7	4.5	4.95	3.725	4.47	-34.13	5.61	8.855	9.652	14.442	
	VOL DIFF.			3486	-10	-11	-14	-17	-10	0	-21	-1645	6	0	1670	-10	-21	-1664	0	-10	0	-11	0	3291	208	-104	52	-260	-91	
	LOSS			3486	-2.971	-4.61	-15.70	-16.36	-5.336	-11.02	-27.14	-1663.	-15.89	1.824	1674.5	-4.064	-14.64	-1657.	9	-1.3	4.5	-6.05	3.725	3295.4	173.86	-98.39	60.855	-250.3	-76.55	
	%LOSS			ERR	-0.085	-0.132	-0.453	-0.474	-0.155	-0.321	-0.792	-48.87	-0.904	0.1034	94.929	-0.118	-0.427	-48.69	0.5175	-0.074	0.2602	-0.349	0.2168	191.82	3.4710	-1.885	1.1902	-4.847	-1.560	0.55
	COMMENT											OUTP		INP	INP			OUTP	INP		INP		INP	INP	INP		INP	OUTP		
18	VOLUME				8620	8593	8582	8566	8539	7789	8566	11598	8700	8727	8727	8700	8700	9435	8674	8647	8620	8593	8566	10420	6690	6743	6797	9736	9709	8619
	AREA				0.493	0.492	0.492	0.492	0.491	0.479	0.492	0.557	0.494	0.494	0.494	0.494	0.494	0.509	0.493	0.493	0.493	0.492	0.492	0.531	0.461	0.462	0.463	0.516	0.515	
	BETT EVA.		0	0	0	14.79	-3.936	1.476	10.824	-25.53	-13.89	-42.31	-80.76	5.928	14.82	13.832	14.82	16.302	30.54	28.594	14.79	16.269	12.3	14.76	-72.21	10.142	16.17	17.594	29.928	
	VOL DIFF.				8620	-27	-11	-16	-27	-750	777	3032	-2898	27	0	-27	0	735	-761	-27	-27	-27	-27	1854	-3730	53	54	2939	-27	
	LOSS				8620	-12.21	-14.93	-14.52	-16.17	-775.5	763.10	2989.6	-2978.	32.928	14.82	-13.16	14.82	751.30	-730.4	1.594	-12.21	-10.73	-14.7	1868.7	-3802.	63.142	70.17	2956.5	2.928	
	%LOSS				ERR	-0.141	-0.173	-0.169	-0.188	-9.082	9.7972	34.901	-25.68	0.3784	0.1698	-0.150	0.1703	8.6356	-7.742	0.0183	-0.141	-0.124	-0.171	21.816	-36.48	0.9438	1.0406	43.498	0.0300	0.16
	COMMENT									OUTP	INP	INP	OUTP	INP	INP		INP	INP	OUTP	INP				INP	OUTP	INP	INP	INP	INP	
19	VOLUME				3353	3342	3342	3342	3342	3353	3353	3374	3396	3406	3197	3407	3407	3407	3385	3385	3374	3203	2936							3364
	AREA				0.245	0.245	0.245	0.245	0.245	0.245	0.245	0.246	0.247	0.247	0.24	0.247	0.247	0.247	0.247	0.247	0.246	0.24	0.23							
	BETT EVA.		0	0	0	7.35	-1.96	0.735	5.39	-12.74	-7.105	-21.07	-35.67	2.964	7.41	6.72	7.41	8.151	14.82	14.326	7.41	8.118	6	6.9	0	0	0	0	0	
	VOL DIFF.				3353	-11	0	0	0	11	0	21	22	10	-209	210	0	0	-22	0	-11	-171	-267	-2936	0	0	0	0	0	
	LOSS				3353	-3.65	-1.96	0.735	5.39	-1.74	-7.105	-0.07	-13.67	12.964	-201.5	216.72	7.41	8.151	-7.18	14.326	-3.59	-162.8	-261	-2929.	0	0	0	0	0	
	%LOSS				ERR	-0.108	-0.058	0.0219	0.1612	-0.052	-0.211	-0.002	-0.405	0.3817	[illegible]	[illegible]	[illegible]	[illegible]	[illegible]	[illegible]	[illegible]	[illegible]	[illegible]	[illegible]	ERR	ERR	ERR	ERR	ERR	0.14
	COMMENT							INP	INP			INP	INP	INP	OUTP	INP	INP	INP				OUTP	OUTP							
20	VOLUME				2888	2850	2877	2907	3194	2926	2926	2965	3003	3003	3003	2984	2984	2735	2831	2812	2812	2793	2314	2008						2919
	AREA				0.348	0.346	0.348	0.349	0.364	0.35	0.35	0.351	0.353	0.353	0.353	0.352	0.352	0.341	0.346	0.345	0.345	0.344	0.323	0.31						
	BETT EVA.		0	0	0	10.44	-2.768	1.044	7.678	-18.92	-10.15	-30.1	-50.89	4.236	10.59	9.884	10.56	11.616	20.46	20.068	10.35	11.385	8.6	9.69	-42.16	0	0	0	0	
	VOL DIFF.				2888	-38	27	30	287	-268	0	39	38	0	0	-19	0	-249	96	-19	0	-19	-479	-306	-2008	0	0	0	0	
	LOSS				2888	-27.56	24.232	31.044	294.67	-286.9	-10.15	8.9	-12.89	4.236	10.59	-9.116	10.56	-237.3	116.46	1.068	10.35	-7.615	-470.4	-296.3	-2050.	0	0	0	0	
	%LOSS				ERR	-0.954	0.8502	1.0790	10.136	-8.983	-0.346	0.3041	-0.434	0.1410	0.3526	-0.303	0.3538	-7.955	4.2581	0.0377	0.3680	-0.270	-16.84	-12.80	-102.0	ERR	ERR	ERR	ERR	0.46
	COMMENT						INP	INP	INP	OUTP		INP		INP	INP		INP	OUTP	INP	INP	INP		OUTP	OUTP	OUTP					
21	VOLUME				6671	6573	6272	5909	6811	5851	5793	9283	5909	5851	5764	5619	5677	5532	5474	5387	7863	7828	7616	6356	5909	5851	5793	5677	5677	6012
	AREA				0.69	0.69	0.685	0.679	0.692	0.677	0.675	0.715	0.679	0.677	0.674	0.669	0.671	0.666	0.665	0.662	0.706	0.706	0.704	0.686	0.679	0.677	0.675	0.671	0.671	
	BETT EVA.		0	0	0	20.7	-5.52	2.055	14.938	-35.98	-19.63	-58.05	-103.6	8.148	20.31	18.872	20.07	22.143	39.96	38.57	19.86	23.298	17.65	21.12	-93.29	14.938	23.695	25.65	38.918	
	VOL DIFF.				6671	-98	-301	-363	902	-960	-58	3490	-3374	-58	-87	-145	58	-145	-58	-87	2476	-35	-212	-1260	-447	-58	-58	-116	0	
	LOSS				6671	-77.3	-306.5	-360.9	916.93	-995.9	-77.63	3431.9	-3477.	-49.85	-66.69	-126.1	78.07	-122.8	-18.04	-48.43	2495.8	-11.70	-194.3	-1238.	-540.2	-43.06	-34.30	-90.35	38.918	
	%LOSS				ERR	-1.158	-4.663	-5.754	15.517	-14.62	-1.326	59.243	-37.46	-0.843	-1.139	-2.188	1.3893	-2.164	-0.326	-0.884	46.331	-0.148	-2.482	-16.26	-8.500	-0.728	-0.586	-1.559	0.6855	1.09
	COMMENT						OUTP	OUTP	INP	OUTP		INP	OUTP				INP				INP		OUTP	OUTP	OUTP			OUTP	INP	

DAM SEEPAGE LOSS Volume(m^3) Area (ha) Nett evaporation(m^3) Volume difference(m^3) Loss (m^3)

DAM NO.	DATE	AUGUST 19	20	21	22	23	24	25	26	27	28	29	30	SEPTEMBER 31	1	2	3	4	5	6	7	8	9	10	11	12	13	14	15	AVERAGE
	EVAP.	3.3	2	3.3	3	1.2	0.6	2.4	0	1.8	0.1	0.5	1.5	3	2.8	3	3.3	6	5.8	3	3.3	2.5	3	0.1	2.5	3.5	3.8	5.8	7	
	RAIN.	0	0	0	0	2	0.3	0.2	5.2	4.7	8.7	15	0.3	0	0	0	0	0	0	0	0	0	0	13.7	0.3	0	0	0	0	
22	VOLUME												4712	4664	4617	4312	5682	4393	5587	6450	5925	5753	5682	5421	5185	5114	5090	5043	4877	5086
	AREA												0.573	0.572	0.57	0.557	0.609	0.562	0.605	0.643	0.619	0.611	0.609	0.599	0.591	0.588	0.587	0.585	0.579	
	NETT EVA.												0	6.876	17.16	15.96	16.71	20.097	33.72	35.09	19.29	20.427	15.275	18.27	-81.46	13.002	20.58	22.306	33.93	
	VOL DIFF.												4712	-48	-47	-305	1370	-1289	1194	863	-525	-172	-71	-261	-236	-71	-24	-47	-166	
	LOSS												4712	-41.12	-29.84	-289.0	1386.7	-1268.	1227.7	898.09	-505.7	-151.5	-55.72	-242.7	-317.4	-57.99	-3.42	-24.69	-132.0	
	%LOSS												ERR	-0.872	-0.639	-6.260	32.159	-22.33	27.947	16.074	-7.840	-2.558	-0.968	-4.271	-5.856	-1.118	-0.066	-0.485	-2.618	0.69
	COMMENT															OUTP	INP	OUTP	INP	INP	OUTP	OUTP		OUTP	OUTP				OUTP	
23	VOLUME												5004	4952	4900	4848	3291	4771	4719	4642	4616	4512	4461	4306	4306	4254	4280	4202	4099	4600
	AREA												0.627	0.625	0.623	0.621	0.533	0.617	0.615	0.611	0.61	0.605	0.603	0.595	0.595	0.593	0.594	0.591	0.586	
	NETT EVA.												0	7.524	18.75	17.444	18.63	17.589	37.02	35.67	18.33	20.13	15.125	18.09	-80.92	13.09	20.755	22.572	34.278	
	VOL DIFF.												5004	-52	-52	-52	-1557	1480	-52	-77	-26	-104	-51	-155	0	-52	26	-78	-103	
	LOSS												5004	-44.47	-33.25	-34.55	-1538.	1497.5	-14.98	-41.33	-7.67	-83.87	-35.87	-136.9	-80.92	-38.91	46.755	-55.42	-68.72	
	%LOSS												ERR	-0.888	-0.671	-0.705	-31.73	45.505	-0.313	-0.875	-0.165	-1.816	-0.795	-3.069	-1.879	-0.903	1.0990	-1.295	-1.635	0.92
	COMMENT																OUTP	INP				OUTP		OUTP			INP			
24	VOLUME				2022	2022	1915	1808	2898	2589	2065	2440	2418	2343	2290	2247	2215	2129	2076	1958	1947	1915	1883	1862	1872	1723	1605	1723	2841	2130
	AREA				0.237	0.237	0.235	0.233	0.252	0.248	0.238	0.245	0.245	0.243	0.242	0.241	0.241	0.239	0.238	0.236	0.236	0.235	0.235	0.234	0.234	0.232	0.229	0.232	0.251	
	NETT EVA.			0	0	7.11	-1.896	0.705	5.126	-13.10	-7.192	-20.46	-35.52	2.94	7.29	6.776	7.23	7.953	14.34	13.804	7.08	7.788	5.875	7.05	-31.82	5.148	8.12	8.702	13.456	
	VOL DIFF.				2022	0	-107	-107	1090	-309	-524	375	-22	-75	-53	-43	-32	-86	-53	-118	-11	-32	-32	-21	10	-149	-118	118	1118	
	LOSS				2022	7.11	-108.8	-106.2	1095.1	-322.1	-531.1	354.53	-57.52	-72.06	-45.71	-36.22	-24.77	-78.04	-38.66	-104.1	-3.92	-24.21	-26.12	-13.95	-21.82	-143.8	-109.8	126.70	1131.4	
	%LOSS				ERR	0.3516	-5.385	-5.550	60.571	-11.11	-20.51	17.168	-2.357	-2.980	-1.950	-1.581	-1.102	-3.523	-1.815	-5.019	-0.200	-1.243	-1.364	-0.740	-1.172	-7.684	-6.377	7.8942	65.667	1.5
	COMMENT						OUTP	OUTP	INP	OUTP	OUTP	INP						OUTP		OUTP					INP	OUTP	OUTP	INP	INP	
25	VOLUME				2873	2714	3551	4560	4783	4761	5094	5050	5005	4916	4827	4760	4694	4627	4560	4494	4427	4338	4294	4227	3871	3849	3827	3782	3716	4511
	AREA				0.392	0.385	0.413	0.431	0.435	0.435	0.441	0.44	0.439	0.438	0.436	0.435	0.434	0.432	0.431	0.43	0.429	0.427	0.426	0.425	0.419	0.418	0.418	0.417	0.416	
	NETT EVA.			0	0	11.76	-3.08	1.239	9.482	-22.62	-12.61	-37.92	-63.8	5.268	13.14	12.208	13.05	14.322	25.92	24.998	12.9	14.157	10.675	12.78	-57.8	9.218	14.63	15.884	24.186	
	VOL DIFF.				2873	-159	837	1009	223	-22	333	-44	-45	-89	-89	-67	-66	-67	-67	-66	-67	-89	-44	-67	-356	-22	-22	-45	-66	
	LOSS				2873	-147.2	833.92	1010.2	232.48	-44.62	320.38	-81.92	-108.8	-83.73	-75.86	-54.79	-52.95	-52.67	-41.08	-41.00	-54.1	-74.84	-33.32	-54.22	-413.8	-12.78	-7.37	-29.11	-41.81	
	%LOSS				ERR	-5.124	30.726	28.449	5.0982	-0.932	6.7293	-1.608	-2.154	-1.672	-1.543	-1.135	-1.112	-1.122	-0.887	-0.899	-1.203	-1.690	-0.768	-1.262	-9.789	-0.330	-0.191	-0.760	-1.105	1.13
	COMMENT					OUTP	INP	INP	INP		INP														OUTP					
26	VOLUME												4762	4728	4728	4693	4658	4624	4559	4490	4466	4443	4420	4383	4028	4051	4005	4028	3982	4494
	AREA												0.617	0.616	0.62	0.62	0.619	0.618	0.616	0.612	0.611	0.609	0.608	0.606	0.587	0.585	0.582	0.584	0.581	
	NETT EVA.											0	0	7.404	18.48	17.36	18.6	20.427	37.08	35.728	18.36	20.163	15.225	18.24	-82.41	12.914	20.475	22.116	33.872	
	VOL DIFF.											0	4762	-34	0	-35	-35	-34	-65	-69	-24	-23	-23	-37	-355	23	-46	23	-46	
	LOSS											0	4762	-26.59	18.48	-17.64	-16.4	-13.57	-27.92	-33.27	-5.64	-2.837	-7.775	-18.76	-437.4	35.914	-25.52	45.116	-12.12	
	%LOSS											ERR	ERR	-0.558	0.3908	-0.373	-0.349	-0.291	-0.603	-0.729	-0.125	-0.063	-0.174	-0.424	-9.979	0.8916	-0.630	1.1264	-0.301	0.39
	COMMENT														INP										OUTP	INP		INP		

DAM SEEPAGE LOSS Volume(m^3) Area (ha) Nett evaporation(m^3) Volume difference(m^3) Loss (m^3)

	DATE	AUGUST 19	20	21	22	23	24	25	26	27	28	29	SEPTEMBER 30	31	1	2	3	4	5	6	7	8	9	10	11	12	13	14	15	AVERAGE
DAM NO.	EVAP.	3.3	2	3.3	3	1.2	0.6	2.4	0	1.8	0.1	0.5	1.5	3	2.8	3	3.3	6	5.8	3	3.3	2.5	3	0.1	2.5	3.5	3.8	5.8	7	
	RAIN.	0	0	0	0	2	0.3	0.2	5.2	4.7	8.7	15	0.3	0	0	0	0	0	0	0	0	0	0	13.7	0.3	0	0	0	0	
27	VOLUME											504	132	113	403	307	461	614	847	847	777	768	818	826	938	758	542	518	374	660
	AREA											0.198	0.177	0.176	0.137	0.134	0.139	0.144	0.151	0.151	0.149	0.149	0.15	0.151	0.155	0.148	0.142	0.141	0.136	
	NETT EVA.											0	-28.71	2.124	5.28	3.836	4.02	4.587	8.64	8.758	4.53	4.917	3.725	4.5	-20.53	3.41	5.18	5.396	8.178	
	VOL DIFF.											504	-372	-19	290	-96	154	153	233	0	-70	-9	50	8	112	-180	-216	-24	-144	
	LOSS											504	-400.7	-16.87	295.28	-92.16	158.02	157.58	241.64	8.758	-65.47	-4.083	53.725	12.5	91.464	-176.5	-210.8	-18.60	-135.8	
	%LOSS											ERR	-79.50	-12.78	261.30	-22.86	51.472	34.183	39.355	1.0340	-7.729	-0.525	6.9954	1.5281	11.073	-18.82	-27.81	-3.432	-26.22	1.98
	COMMENT												OUTP	OUTP	INP	OUTP	INP	INP	INP		OUTP		INP	INP	INP	OUTP	OUTP		OUTP	
28	VOLUME											5128	6871	8876	10608	10242	9783	5087	8958	8592	8271	7950	7743	7494	7369	7203	7037	6871	6664	8195
	AREA											0.832	0.862	0.888	0.903	0.9	0.896	0.832	0.889	0.886	0.883	0.88	0.877	0.872	0.87	0.867	0.865	0.862	0.858	
	NETT EVA.											0	-120.6	10.344	26.64	25.284	27	29.568	49.92	51.562	26.58	29.139	22	26.31	-118.5	19.14	30.345	32.87	49.996	
	VOL DIFF.											5128	1743	2005	1732	-366	-459	-4696	3871	-366	-321	-321	-207	-249	-125	-166	-166	-166	-207	
	LOSS											5128	1622.3	2015.3	1758.6	-340.7	-432	-4666.	3920.9	-314.4	-294.4	-291.8	-185	-222.6	-243.5	-146.8	-135.6	-133.1	-157.0	
	%LOSS											ERR	31.637	29.331	19.813	-3.211	-4.217	-47.69	77.077	-3.510	-3.426	-3.528	-2.327	-2.876	-3.250	-1.992	-1.883	-1.891	-2.285	2.87
	COMMENT												INP	INP	INP			OUTP	INP											
29	VOLUME												6035	6007	5951	5923	5866	4984	6120	4705	5500	6627	6570	5670	6796	7274	6627	7049	6852	6109
	AREA												0.508	0.507	0.506	0.506	0.505	0.486	0.509	0.478	0.5	0.516	0.515	0.515	0.518	0.525	0.516	0.522	0.519	
	NETT EVA.											0	0	6.096	15.21	14.168	15.18	16.665	29.16	29.522	14.34	16.5	12.9	15.45	-70.04	11.396	18.375	19.608	30.276	
	VOL DIFF.											0	6035	-28	-56	-28	-57	-882	1136	-1415	795	1127	-57	-900	1126	478	-647	422	-197	
	LOSS											0	6035	-21.90	-40.79	-13.83	-41.82	-865.3	1165.1	-1385.	809.34	1143.5	-44.1	-884.5	1055.9	489.39	-628.6	641.60	-166.7	
	%LOSS											ERR	ERR	-0.362	-0.679	-0.232	-0.706	-14.75	23.378	-22.63	17.201	20.790	-0.665	-13.46	18.623	7.2012	-8.642	6.6637	-2.365	0.53
	COMMENT																	OUTP	INP	OUTP	INP	INP		OUTP	INP	INP	OUTP	INP	OUTP	
30	VOLUME												136598	135501	136094	113554	139482	143628	144458	142799	145287	146946	146116	144458	146116	150263	152751	154410	153580	145706
	AREA												5.38	5.367	5.374	5.103	5.411	5.423	5.426	5.421	5.428	5.433	5.43	5.426	5.43	5.442	5.45	5.454	5.452	
	NETT EVA.											0	0	64.56	161.01	150.47	153.09	178.56	325.38	314.78	162.63	179.12	135.82	162.9	-737.9	119.46	190.47	207.1	316.33	
	VOL DIFF.											0	136598	-1097	593	-22540	25928	4146	830	-1659	2488	1659	-830	-1658	1658	4147	2488	1659	-830	
	LOSS											0	136598	-1032.	754.01	-22389	26081.	4324.5	1155.3	-1344.	2650.6	1838.1	-494.1	-1495.	920.06	4266.4	2678.4	1866.1	-513.6	
	%LOSS											ERR	ERR	-0.755	0.5564	-16.45	22.968	3.1004	0.8044	-0.930	1.8561	1.2651	-0.472	-1.023	0.6369	2.9199	1.7825	1.2216	-0.332	0.7
	COMMENT														INP	OUTP	INP	INP	INP		INP	INP			INP	INP	INP	INP		
31	VOLUME												115516	189808	191783	192442	192771	193429	194087	193429	192776	192113	192113	190794	188755	187504	187504	187504	186188	191351
	AREA												4.567	5.246	5.264	5.269	5.272	5.278	5.284	5.278	5.272	5.266	5.266	5.255	5.238	5.226	5.226	5.226	5.215	
	NETT EVA.											0	0	54.804	157.38	147.39	158.07	173.97	316.68	306.47	158.34	173.97	131.65	157.98	-714.6	115.23	182.91	198.58	303.10	
	VOL DIFF.											0	115516	74292	1975	659	329	658	658	-658	-653	-663	0	-1319	-2039	-1251	0	0	-1316	
	LOSS											0	115516	74346.	2132.3	806.39	487.07	831.97	974.68	-351.5	-494.6	-489.0	131.65	-1161.	-2753.	-1135.	182.91	198.58	-1012.	
	%LOSS											ERR	ERR	64.360	1.1234	0.4204	0.2530	0.4315	0.5038	-0.181	-0.255	-0.253	0.0685	-0.604	-1.443	-0.601	0.0975	0.1059	-0.540	0.55
	COMMENT													INP	INP	INP	INP	INP	INP				INP				INP	INP		

DAM SEEPAGE LOSS Volume(m^3) Area (ha) Bett evaporation(m^3) Volume difference(m^3) Loss (m^3)

DAM NO.	DATE	AUGUST 19	20	21	22	23	24	25	26	27	28	29	SEPTEMBER 30	31	1	2	3	4	5	6	7	8	9	10	11	12	13	14	15	AVERAGE
	EVAP.	3.3	2	3.3	3	1.2	0.6	2.4	0	1.8	0.1	0.5	1.5	3	2.8	3	3.3	6	5.8	3	3.3	2.5	3	0.1	2.5	3.5	3.8	5.8	7	
	RAIN.	0	0	0	0	2	0.3	0.2	5.2	4.7	8.7	15	0.3	0	0	0	0	0	0	0	0	0	0	13.7	0.3	0	0	0	0	
32	VOLUME												1169	1417	2750	2678	2439	2248	2117	1158	2083	2083	1090	2200	2248	2619	2631	2678	2655	2714
	AREA												0.237	0.246	0.284	0.283	0.279	0.276	0.274	0.236	0.272	0.272	0.234	0.275	0.276	0.282	0.282	0.283	0.282	
	BETT EVA.											0	0	2.844	7.38	7.952	8.49	9.207	16.56	15.892	7.08	8.976	6.8	7.02	-37.4	6.072	9.87	10.716	16.414	
	VOL DIFF.											0	1169	248	1333	-72	-239	-191	-131	-959	925	0	-993	1110	48	371	12	47	-23	
	LOSS											0	1169	250.84	1340.3	-64.04	-230.5	-181.7	-114.4	-943.1	932.08	8.976	-986.2	1117.0	10.6	377.07	21.87	57.716	-6.586	
	%LOSS											ERR	ERR	21.457	94.592	-2.329	-8.607	-7.453	-5.090	-44.54	80.490	0.4309	-47.34	102.47	0.4818	16.773	0.8350	2.1936	-0.245	1.29
	COMMENT													INP	INP		OUTP	OUTP	OUTP	OUTP	INP	INP	OUTP	INP	INP	INP	INP	INP		
33	VOLUME												1822	1876	1914	1921	1929	1914	1883	1838	1663	1792	1587	1093	1123	1138	895	910	910	1909
	AREA												0.158	0.159	0.159	0.159	0.16	0.159	0.159	0.158	0.158	0.157	0.153	0.133	0.135	0.135	0.126	0.126	0.126	
	BETT EVA.											0	0	1.896	4.77	4.452	4.77	5.28	9.54	9.222	4.74	5.214	3.925	4.59	-18.08	2.97	4.725	4.788	7.308	
	VOL DIFF.											0	1822	54	38	7	8	-15	-31	-45	-175	129	-205	-494	30	15	-243	15	0	
	LOSS											0	1822	55.896	42.77	11.452	12.77	-9.72	-21.46	-35.77	-170.2	134.21	-201.0	-489.4	11.912	17.97	-238.2	19.788	7.308	
	%LOSS											ERR	ERR	3.0678	2.2798	0.5983	0.6647	-0.503	-1.121	-1.900	-9.263	8.0705	-11.22	-30.83	1.0898	1.6001	-20.93	2.2109	0.8030	1.18
	COMMENT													INP	INP	INP	INP				OUTP	INP	OUTP	OUTP	INP	INP	OUTP	INP	INP	
34	VOLUME												2046	2030	2028	1981	1981	1885	1949	1917	1885	1885	1853	1853	1853	1853	2175	1853	1804	1933
	AREA												0.35	0.349	0.349	0.345	0.345	0.339	0.343	0.341	0.339	0.339	0.337	0.337	0.337	0.337	0.358	0.337	0.358	
	BETT EVA.											0	8	4.2	10.47	9.772	10.35	11.385	20.34	19.894	10.23	11.187	8.475	10.11	-45.83	7.414	11.795	13.604	19.546	
	VOL DIFF.											0	2046	-16	-2	-47	0	-96	64	-32	-32	0	-32	0	0	0	322	-322	-49	
	LOSS											0	2046	-11.8	8.47	-37.22	10.35	-84.61	84.34	-12.10	-21.77	11.187	-23.52	10.11	-45.83	7.414	333.79	-308.3	-29.45	
	%LOSS											ERR	ERR	-0.576	0.4172	-1.835	0.5224	-4.271	4.4742	-0.621	-1.135	0.5934	-1.248	0.5456	-2.473	0.4001	18.013	-14.17	-1.589	1.35
	COMMENT														INP		INP	OUTP	INP			INP		INP		INP	INP	OUTP		
35	VOLUME												2736	2736	2735	2709	2656	2012	2012	1991	2001	1980	1970	1885	1906	1917	1906	2551	1885	2177
	AREA												0.321	0.321	0.321	0.319	0.315	0.274	0.274	0.274	0.274	0.273	0.273	0.271	0.272	0.272	0.272	0.307	0.271	
	BETT EVA.											0	0	3.852	9.63	8.988	9.57	10.395	16.44	15.892	8.22	9.042	6.825	8.19	-36.85	5.984	9.52	10.336	17.806	
	VOL DIFF.											0	2736	0	-1	-26	-53	-644	0	-21	10	-21	-10	-85	21	11	-11	645	-666	
	LOSS											0	2736	3.852	8.63	-17.01	-43.43	-633.6	16.44	-5.108	18.22	-11.95	-3.175	-76.81	-15.85	16.984	-1.48	655.33	-648.1	
	%LOSS											ERR	ERR	0.1407	0.3154	-0.622	-1.603	-23.85	0.8170	-0.253	0.9151	-0.597	-0.160	-3.898	-0.841	0.8910	-0.077	34.382	-25.40	0.59
	COMMENT													INP	INP			OUTP	INP		INP			OUTP		INP		INP	OUTP	
36	VOLUME												1745	1708	1671	1634	1587	1484	1421	1328	1301	1291	1264	1116	1116	1097	1005	968	1032	1392
	AREA												0.218	0.217	0.216	0.215	0.213	0.21	0.208	0.205	0.204	0.204	0.203	0.198	0.198	0.197	0.194	0.193	0.195	
	BETT EVA.											0	0	2.616	6.51	6.048	6.45	7.029	12.6	12.064	6.15	6.732	5.1	6.09	-26.92	4.356	6.895	7.372	11.194	
	VOL DIFF.											0	1745	-37	-37	-37	-47	-103	-63	-93	-27	-10	-27	-148	0	-19	-92	-37	64	
	LOSS											0	1745	-34.38	-30.49	-30.95	-40.55	-95.97	-50.4	-80.93	-20.85	-3.268	-21.9	-141.9	-26.92	-14.64	-85.10	-29.62	75.194	
	%LOSS											ERR	ERR	-1.970	-1.785	-1.852	-2.481	-6.047	-3.396	-5.695	-1.570	-0.251	-1.696	-11.22	-2.412	-1.312	-7.757	-2.948	7.7679	1.83
	COMMENT																	OUTP	OUTP	OUTP				OUTP			OUTP		INP	

DAM SEEPAGE LOSS Volume(m^3) Area (ha) Nett evaporation(m^3) Volume difference(m^3) Loss (m^3)

	DATE	AUGUST 19	20	21	22	23	24	25	26	27	28	29	30	31	SEPTEMBER 1	2	3	4	5	6	7	8	9	10	11	12	13	14	15	AVERAGE
DAM	EVAP.	3.3	2	3.3	3	1.2	0.6	2.4	0	1.8	0.1	0.5	1.5	3	2.8	3	3.3	6	5.8	3	3.3	2.5	3	0.1	2.5	3.5	3.8	5.8	7	
NO.	RAIN.	0	0	0	0	2	0.3	0.2	5.2	4.7	8.7	15	0.3	0	0	0	0	0	0	0	0	0	0	13.7	0.3	0	0	0	0	
37	VOLUME					186	175	165	148	144	135	131	129	268	259	247	238	227	221	212	206	272	269	234	224	213	199	194	279	
	AREA					0.016	0.016	0.016	0.016	0.016	0.016	0.016	0.016	0.016	0.016	0.016	0.016	0.016	0.016	0.016	0.016	0.016	0.016	0.016	0.016	0.016	0.016	0.016	0.016	
	NETT EVA.					0	-0.128	0.048	0.352	-0.832	-0.464	-1.376	-2.32	0.192	0.48	0.448	0.48	0.528	0.96	0.928	0.48	0.528	0.4	0.48	-2.176	0.352	0.56	0.608	0.928	
	VOL DIFF.					186	-11	-10	-17	-4	-9	-4	-2	139	-9	-12	-9	-11	-6	-9	-6	66	-3	-35	-10	-11	-14	-5	85	
	LOSS					186	-11.12	-9.952	-16.64	-4.832	-9.464	-5.376	-4.32	139.19	-8.52	-11.55	-8.52	-10.47	-5.04	-8.072	-5.52	66.528	-2.6	-34.52	-12.17	-10.64	-13.44	-4.392	85.928	
	%LOSS					ERR	-5.982	-5.686	-10.08	-3.264	-6.572	-3.982	-3.297	107.90	-3.179	-4.460	-3.449	-4.4	-2.220	-3.652	-2.603	32.295	-0.955	-12.83	-5.203	-4.753	-6.309	-2.207	44.292	
	COMMENT						OUTP	OUTP	OUTP	OUTP	OUTP	OUTP	OUTP	INP	OUTP	OUTP	OUTP	OUTP	OUTP	OUTP	OUTP	INP	OUTP	OUTP	OUTP	OUTP	OUTP	OUTP	INP	

IRRIGATION SEPTEMBER First entry = Hours Second entry = Cubic meters

	DATE	1	2	3	4	5	6	7	8	9	10	11	12	13	14	15	16	17	18	19	20	21	22	23	24	25	26	27	28	29	30
BL.	EVAP.	2.8	3	3.3	6	5.8	3	3.3	2.5	3	0.1	2.5	3.5	3.8	5.8	7	4.3	3.8	4	4.8	5.5	6	3.7	2.4	2.5	4	5.8	4.8	4.8	5	5.6
NO.	RAIN	0	0	0	0	0	0	0	0	0	13.7	0.3	0	0	0	0	0	0	0	0	0	1	1.5	3.6	1.8	0	0	0	0	0	0.4
A1	4.2ha VINES																		8	8											
	SPRINKLER																		1280	1280											
A2	5.0ha VINES																				8	8									
	SPRINKLER																				1016	1016									
A3	4.3ha VINES																						8	8							
	SPRINKLER																						873	873							
A4	1.3ha VINES																								8	8					
	SPRINKLER																								396	396					
A5	2.7ha VINES																	9										6			
	DRIP																	226										390			
A6	8.4ha APRICOT																10												12		
	DRIP																650												780		
A7	4.3ha VINES																											10			
	DRIP																											650			
A8	5.2ha VINES																	9												10	
	DRIP																	585												650	
A9	12.2ha GRAIN																						12	12	12	12	12	12			
	SPRINKLER																						780	780	780	780	780	780			
A10	1.9ha VINES																														
	DRIP																														
A11	1.9ha VINES																														
	DRIP																														
A12	1.1ha VINES																														
	DRIP																														
A13	5.3ha VINES																			*									*		
	DRIP																			602									482		
A14	3.5ha VINES																			*									*		
	DRIP																			398									318		
A15	1.5ha VINES																														
	DRIP																														
A16	1.5ha VINES																	*	*												
	DRIP																	64	64												
A17	1.7ha VINES																*												*		
	DRIP																102												149		
A18	5.0ha VINES																	*	*												
	DRIP																	214	214												
A19	3.8ha VINES																	*	*												
	DRIP																	162	162												
A20	1.8ha VINES																4												3.5		
	MICRO																400												350		
A21	5.6ha VINES																*												*		
	DRIP																338												491		
A22	17.1ha MAIZE																														
	MECHANICAL																														
A23	8.7ha MAIZE																														
	MECHANICAL																														
A24	3.2ha PEACHES																						*								
	FLOOD																						1256								
A25	5.8ha PEACHES																						*								
	FLOOD																						2276								
A26	7.9ha LUCERNE																								*	*	*	*			
	MECHANICAL																								2765	2765	2765	2765			
A27	9.6ha LUCERNE																														

F1

IRRIGATION SEPTEMBER First entry = Hours Second entry = Cubic meters

	DATE	1	2	3	4	5	6	7	8	9	10	11	12	13	14	15	16	17	18	19	20	21	22	23	24	25	26	27	28	29	30
	SPRINKLER																														
A28	4.7ha PEACHES																						*								
	FLOOD																						1844								
A29	3.9ha PEACHES																						*								
	FLOOD																						1530								
	TOT. IRRI.	0	0	0	0	0	0	0	0	0	0	0	0	0	0	0	1490	1251	1720	2280	1016	1016	8559	1653	3941	3941	3545	4585	2570	650	0
B1	2.1ha APRICOT																	*			*		*		*			*		*	
	DRIP																	40			50		50		40			50		50	
B2	6.3ha VINES																*	*		*		*		*	*		*		*		*
	DRIP																200	240		300		200		200	240		300		200		200
B3	6.3ha VINES																*	*		*		*		*	*		*		*		*
	DRIP																200	240		300		200		200	240		300		200		200
B4	6.5ha VINES																*	*		*		*		*	*		*		*		*
	DRIP																200	240		300		200		200	240		300		200		200
B5	8.0ha APRICOT																*	*			*		*	*	*			*		*	*
	DRIP																100	100			140		140	100	100			140		140	100
B6	1.1ha VINES																			*			*				*			*	
	MICRO																			90			100				90			100	
B7	2.6ha VINES																			*			*				*			*	
	MICRO																			100			200				100			200	
B8	0.5ha APRICOT																			*			*				*			*	
	MICRO																			35			40				35			40	
B9	2.7ha VINES																	2	1		2		2		2		1	2		2	
	DRIP																	*	*		*		*		*		*	*		*	
B10	3.3ha APRICOT																3	4		4	4	2	4		4	3	3	3	4		3
	DRIP																*	*		*	*	*	*		*	*	*	*	*		*
B11	3.0ha VINES																			*			*				*			*	
	MICRO																			160			160				160			160	
B12	1.0ha VINES																1			1	2		2	1			1	2		2	1
	DRIP																*			*	*		*	*			*	*		*	*
B13	2.7ha VINES																1			1	2		2	1			1	2		2	1
	DRIP																*			*	*		*	*			*	*		*	*
B14	1.5ha VINES																1			1	2		2	1			1	2		2	1
	DRIP																*			*	*		*	*			*	*		*	*
B15	2.3ha APRICOT																			3	3		3				3	3		3	
	DRIP																			*	*		*				*	*		*	
B16	3.7ha VINES																3			3	3		3	3			3	3		3	3
	DRIP																*			*	*		*	*			*	*		*	*
B17	5.6ha LUCERNE																														
	SPRINKLER																														
B18	2.1ha VINES																														
	SPRINKLER																														
B19	3.4ha VINES																														
	SPRINKLER																														
B20	2.9ha VINES																														
	SPRINKLER																														
B21	2.2ha VINES																														
	SPRINKLER																														
B22	3.3ha LUCERNE																														
	SPRINKLER																														
B23	7.0ha VINES																		4				5			4				5	
	DRIP																		*				*			*				*	
B24	1.5ha PEACHES																														
	SPRINKLER																														

F2

IRRIGATION SEPTEMBER First entry = Hours Second entry = Cubic meters

	DATE	1	2	3	4	5	6	7	8	9	10	11	12	13	14	15	16	17	18	19	20	21	22	23	24	25	26	27	28	29	30
B25	1.8ha VINES																														
	SPRINKLER																														
B26	3.6ha PEACHES																		2				4			2				4	
	DRIP																		*				*			*				*	
B27	5.9ha VINES																														
	SPRINKLER																														
B28	3.3ha LUCERNE																														
	SPRINKLER																														
B29	1.8ha VINES																														
	SPRINKLER																														
	TOT. IRRI.	0	0	0	0	0	0	0	0	0	0	0	0	0	0	0	700	860	0	1285	190	600	690	700	860	0	1285	190	600	690	700
D1	1.1ha LUCERNE																3								3						
	SPRINKLER																*								*						
D2	1.0ha LUCERNE																	3								3					
	SPRINKLER																	*								*					
D3	1.1ha LUCERNE																		3								3				
	SPRINKLER																		*								*				
D4	2.7ha LUCERNE																			3	3							3	3		
	SPRINKLER																			*	*							*	*		
D5	2.1ha LUCERNE																3				3				3				3		
	SPRINKLER																*				*				*				*		
D6	3.5ha LUCERNE																	3	3			3	3			3	3			3	3
	SPRINKLER																	*	*			*	*			*	*			*	*
D7	1.5ha LUCERNE																			3				3				3			
	SPRINKLER																			*				*				*			
D8	3.1ha GRAZING																					10									
	SPRINKLER																					*									
D9	0.9ha LUCERNE																3								3						
	SPRINKLER																*								*						
D10	1.3ha LUCERNE																	3								3					
	SPRINKLER																	*								*					
D11	1.3ha LUCERNE																		3								3				
	SPRINKLER																		*								*				
D12	0.5ha LUCERNE																		3								3				
	SPRINKLER																		*								*				
D13	0.6ha LUCERNE																			3								3			
	SPRINKLER																			*								*			
D14	0.6ha LUCERNE																			3								3			
	SPRINKLER																			*								*			
D15	0.6ha LUCERNE																				3								3		
	SPRINKLER																				*								*		
D16	0.6ha LUCERNE																				3								3		
	SPRINKLER																				*										
D17	4.5ha LUCERNE																						10								
	SPRINKLER																						*								
	TOT. IRRI.	0	0	0	0	0	0	0	0	0	0	0	0	0	0	0	0	0	0	0	0	0	0	0	0	0	0	0	0	0	0
F1	2.0ha APRICOT																	*	*	*			*	*		*	*	*			*
	DRIP																	136	136	136			136	136		136	136	136			136
F2	2.0ha VINES																	*	*	*			*	*		*	*	*			*
	DRIP																	120	120	120			120	120		120	120	120			120
F3	1.9ha VINES																	*	*	*			*	*		*	*	*			*
	DRIP																	106	106	106			106	106		106	106	106			106

IRRIGATION SEPTEMBER First entry = Hours Second entry = Cubic meters

	DATE	1	2	3	4	5	6	7	8	9	10	11	12	13	14	15	16	17	18	19	20	21	22	23	24	25	26	27	28	29	30
P4	1.7ha VINES																	*	*	*			*	*		*	*	*			*
	DRIP																	82	82	82			82	82		82	82	82			82
P5	5.3ha VINES																		*				*			*				*	
	MICRO																		3519				3519			3519				3519	
P6	1.5ha VINES																		*				*			*				*	
	DRIP																		120				120			120				120	
P7	0.9ha VINES																		*				*			*				*	
	MICRO																		119				119			119				119	
P8	1.9ha VINES																	*	*	*			*	*		*	*	*			*
	DRIP																	106	106	106			106	106		106	106	106			106
P9	2.2ha PEACHES																	*	*	*			*	*		*	*	*			*
	DRIP																	141	141	141			141	141		141	141	141			141
P10	1.3ha VINES																	*	*	*			*	*		*	*	*			*
	DRIP																	50	50	50			50	50		50	50	50			50
P11	2.9ha VINES																	*	*	*			*	*		*	*	*			*
	DRIP																	232	232	232			232	232		232	232	232			232
P12	2.7ha VINES																	*	*	*			*	*		*	*	*			*
	DRIP																	205	205	205			205	205		205	205	205			205
P13	2.8ha VINES																	*	*	*			*	*		*	*	*			*
	DRIP																	202	202	202			202	202		202.	202	202			202
	TOT. IRRI.	0	0	0	0	0	0	0	0	0	0	0	0	0	0	0	0	1260	5018	1260	0	0	5018	1260	0	5018	1260	1260	0	3758	1260
G1	0.2ha NURSERY																						6								
	MICRO																						*								
G2	0.1ha VINES																						6								
	MICRO																						*								
G3	1.2ha VINES																					6							6		
	MICRO																					*							*		
G4	1.0ha APRICOT																			7							7				
	MICRO																			*							*				
G5	0.2ha VINES																			6							6				
	MICRO																			*							*				
G6	0.3ha TOMATOE																														
	DRIP																														
G7	1.3ha VINES																						5							5	
	MICRO																						*							*	
G8	0.8ha VINES																5							5							5
	MICRO																*							*							*
G9	0.5ha TOMATOE																														
	DRIP																														
G10	1.6ha VINES																5.5							5.5							5.5
	MICRO																*							*							*
G11	0.4ha VINES																		4						4						
	DRIP																	*							*						
G12	0.2ha TOMATOE																														
	DRIP																														
G13	0.6ha FALLOW																														
	DRIP																														
G14	0.6ha VINES																		7						7						
	DRIP																	*							*						
G15	0.5ha TOMATOE																		7						7						
	DRIP																	*							*						
G16	0.7ha VINES																		7						7						
	DRIP																	*							*						
G17	0.7ha VINES																				11							11			

IRRIGATION SEPTEMBER First entry = Hours Second entry = Cubic meters

	DATE	1	2	3	4	5	6	7	8	9	10	11	12	13	14	15	16	17	18	19	20	21	22	23	24	25	26	27	28	29	30
	DRIP																				*							*			
	TOT. IRRI.	0	0	0	0	0	0	0	0	0	0	0	0	0	0	0	0	0	0	0	0	0	0	0	0	0	0	0	0	0	0
J1	0.8ha VINES																*	*	*	*	*	*	*	*	*	*	*	*	*	*	*
	DRIP																36	36	36	36	36	36	36	36	36	36	36	36	36	36	36
J2	2.6ha VINES																*	*	*	*	*	*	*	*	*	*	*	*	*	*	*
	DRIP																117	117	117	117	117	117	117	117	117	117	117	117	117	117	117
J3	3.2ha VINES																*	*	*	*	*	*	*	*	*	*	*	*	*	*	*
	DRIP																144	144	144	144	144	144	144	144	144	144	144	144	144	144	144
J4	1.9ha APRICOT																*	*	*	*	*	*	*	*	*	*	*	*	*	*	*
	DRIP																95	95	95	95	95	95	95	95	95	95	95	95	95	95	95
J5	6.1ha VINES																*	*	*	*	*	*	*	*	*	*	*	*	*	*	*
	DRIP																275	275	275	275	275	275	275	275	275	275	275	275	275	275	275
J6	1.9ha APRICOT																*	*	*	*	*	*	*	*	*	*	*	*	*	*	*
	DRIP																95	95	95	95	95	95	95	95	95	95	95	95	95	95	95
J7	0.3ha VINES																*	*	*	*	*	*	*	*	*	*	*	*	*	*	*
	DRIP																13	13	13	13	13	13	13	13	13	13	13	13	13	13	13
J8	0.4ha VINES																*	*	*	*	*	*	*	*	*	*	*	*	*	*	*
	DRIP																18	18	18	18	18	18	18	18	18	18	18	18	18	18	18
J9	1.0ha VINES																*	*	*	*	*	*	*	*	*	*	*	*	*	*	*
	DRIP																45	45	45	45	45	45	45	45	45	45	45	45	45	45	45
J10	0.6ha VINES																*	*	*	*	*	*	*	*	*	*	*	*	*	*	*
	DRIP																27	27	27	27	27	27	27	27	27	27	27	27	27	27	27
J11	0.7ha VINES																*	*	*	*	*	*	*	*	*	*	*	*	*	*	*
	DRIP																31	31	31	31	31	31	31	31	31	31	31	31	31	31	31
J12	1.2ha VINES																*	*	*	*	*	*	*	*	*	*	*	*	*	*	*
	DRIP																54	54	54	54	54	54	54	54	54	54	54	54	54	54	54
J13	4.7ha VINES																*	*	*	*	*	*	*	*	*	*	*	*	*	*	*
	DRIP																212	212	212	212	212	212	212	212	212	212	212	212	212	212	212
J14	2.0ha VINES																*	*	*	*	*	*	*	*	*	*	*	*	*	*	*
	DRIP																90	90	90	90	90	90	90	90	90	90	90	90	90	90	90
J15	1.1ha VINES																*	*	*	*	*	*	*	*	*	*	*	*	*	*	*
	DRIP																49	49	49	49	49	49	49	49	49	49	49	49	49	49	49
J16	1.5ha VINES																*	*	*	*	*	*	*	*	*	*	*	*	*	*	*
	DRIP																67	67	67	67	67	67	67	67	67	67	67	67	67	67	67
J17	1.6ha VINES																*	*	*	*	*	*	*	*	*	*	*	*	*	*	*
	DRIP																72	72	72	72	72	72	72	72	72	72	72	72	72	72	72
J18	1.1ha VINES																*	*	*	*	*	*	*	*	*	*	*	*	*	*	*
	DRIP																49	49	49	49	49	49	49	49	49	49	49	49	49	49	49
J19	1.7ha VINES																*	*	*	*	*	*	*	*	*	*	*	*	*	*	*
	DRIP																76	76	76	76	76	76	76	76	76	76	76	76	76	76	76
J20	1.1ha VINES																*	*	*	*	*	*	*	*	*	*	*	*	*	*	*
	DRIP																49	49	49	49	49	49	49	49	49	49	49	49	49	49	49
J21	1.5ha VINES																*	*	*	*	*	*	*	*	*	*	*	*	*	*	*
	DRIP																67	67	67	67	67	67	67	67	67	67	67	67	67	67	67
J22	1.4ha VINES																*	*	*	*	*	*	*	*	*	*	*	*	*	*	*
	DRIP																63	63	63	63	63	63	63	63	63	63	63	63	63	63	63
J23	3.1ha VINES																*	*	*	*	*	*	*	*	*	*	*	*	*	*	*
	DRIP																140	140	140	140	140	140	140	140	140	140	140	140	140	140	140
J24	2.4ha VINES																*	*	*	*	*	*	*	*	*	*	*	*	*	*	*
	DRIP																108	108	108	108	108	108	108	108	108	108	108	108	108	108	108
J25	3.2ha VINES																*	*	*	*	*	*	*	*	*	*	*	*	*	*	*
	DRIP																144	144	144	144	144	144	144	144	144	144	144	144	144	144	144
J26	2.6ha VINES																*	*	*	*	*	*	*	*	*	*	*	*	*	*	*
	DRIP																117	117	117	117	117	117	117	117	117	117	117	117	117	117	117

IRRIGATION SEPTEMBER First entry = Hours Second entry = Cubic meters

	DATE	1	2	3	4	5	6	7	8	9	10	11	12	13	14	15	16	17	18	19	20	21	22	23	24	25	26	27	28	29	30
J27	1.5ha VINES																*	*	*	*	*	*	*	*	*	*	*	*	*	*	*
	DRIP																67	67	67	67	67	67	67	67	67	67	67	67	67	67	67
J28	2.3ha VINES																*	*	*	*	*	*	*	*	*	*	*	*	*	*	*
	DRIP																104	104	104	104	104	104	104	104	104	104	104	104	104	104	104
J29	0.6ha VINES																*	*	*	*	*	*	*	*	*	*	*	*	*	*	*
	DRIP																27	27	27	27	27	27	27	27	27	27	27	27	27	27	27
J30	0.9ha VINES																*	*	*	*	*	*	*	*	*	*	*	*	*	*	*
	DRIP																40	40	40	40	40	40	40	40	40	40	40	40	40	40	40
J31	1.6ha VINES																*	*	*	*	*	*	*	*	*	*	*	*	*	*	*
	DRIP																72	72	72	72	72	72	72	72	72	72	72	72	72	72	72
J32	2.9ha VINES																*	*	*	*	*	*	*	*	*	*	*	*	*	*	*
	DRIP																131	131	131	131	131	131	131	131	131	131	131	131	131	131	131
J33	2.3ha VINES																*	*	*	*	*	*	*	*	*	*	*	*	*	*	*
	DRIP																104	104	104	104	104	104	104	104	104	104	104	104	104	104	104
J34	1.1ha GRAZING																*	*	*	*	*	*	*	*	*	*	*	*	*	*	*
	SPRINKLER																*	*	*	*	*	*	*	*	*	*	*	*	*	*	*
J35	1.3ha VINES																*	*	*	*	*	*	*	*	*	*	*	*	*	*	*
	DRIP																58	58	58	58	58	58	58	58	58	58	58	58	58	58	58
J36	0.6ha VINES																*	*	*	*	*	*	*	*	*	*	*	*	*	*	*
	DRIP																27	27	27	27	27	27	27	27	27	27	27	27	27	27	27
J37	2.5ha PEACHES																*	*	*	*	*	*	*	*	*	*	*	*	*	*	*
	DRIP																125	125	125	125	125	125	125	125	125	125	125	125	125	125	125
J38	1.7ha VINES																*	*	*	*	*	*	*	*	*	*	*	*	*	*	*
	DRIP																76	76	76	76	76	76	76	76	76	76	76	76	76	76	76
J39	1.0ha VINES																*	*	*	*	*	*	*	*	*	*	*	*	*	*	*
	DRIP																45	45	45	45	45	45	45	45	45	45	45	45	45	45	45
J40	1.2ha VINES																*	*	*	*	*	*	*	*	*	*	*	*	*	*	*
	DRIP																54	54	54	54	54	54	54	54	54	54	54	54	54	54	54
J41	2.0ha PEACHES																*	*	*	*	*	*	*	*	*	*	*	*	*	*	*
	DRIP																100	100	100	100	100	100	100	100	100	100	100	100	100	100	100
J42	1.0ha PEACHES																*	*	*	*	*	*	*	*	*	*	*	*	*	*	*
	DRIP																50	50	50	50	50	50	50	50	50	50	50	50	50	50	50
J43	2.2ha PEACHES																*	*	*	*	*	*	*	*	*	*	*	*	*	*	*
	DRIP																110	110	110	110	110	110	110	110	110	110	110	110	110	110	110
J44	2.3ha VINES																*	*	*	*	*	*	*	*	*	*	*	*	*	*	*
	DRIP																104	104	104	104	104	104	104	104	104	104	104	104	104	104	104
J45	2.6ha VINES																*	*	*	*	*	*	*	*	*	*	*	*	*	*	*
	DRIP																117	117	117	117	117	117	117	117	117	117	117	117	117	117	117
J46	3.8ha VINES																*	*	*	*	*	*	*	*	*	*	*	*	*	*	*
	DRIP																171	171	171	171	171	171	171	171	171	171	171	171	171	171	171
J47	1.5ha VINES																*	*	*	*	*	*	*	*	*	*	*	*	*	*	*
	DRIP																67	67	67	67	67	67	67	67	67	67	67	67	67	67	67
J48	2.3ha VINES																*	*	*	*	*	*	*	*	*	*	*	*	*	*	*
	DRIP																104	104	104	104	104	104	104	104	104	104	104	104	104	104	104
J49	1.4ha APRICOT																*	*	*	*	*	*	*	*	*	*	*	*	*	*	*
	DRIP																70	70	70	70	70	70	70	70	70	70	70	70	70	70	70
J50	1.1ha VINES																*	*	*	*	*	*	*	*	*	*	*	*	*	*	*
	DRIP																49	49	49	49	49	49	49	49	49	49	49	49	49	49	49
J51	2.0ha VINES																*	*	*	*	*	*	*	*	*	*	*	*	*	*	*
	DRIP																90	90	90	90	90	90	90	90	90	90	90	90	90	90	90
J52	4.8ha VINES																*	*	*	*	*	*	*	*	*	*	*	*	*	*	*
	DRIP																216	216	216	216	216	216	216	216	216	216	216	216	216	216	216
J53	0.8ha VINES																*	*	*	*	*	*	*	*	*	*	*	*	*	*	*
	DRIP																36	36	36	36	36	36	36	36	36	36	36	36	36	36	36
J54	3.2ha FALLOW																*	*	*	*	*	*	*	*	*	*	*	*	*	*	*
																	*	*	*	*	*	*	*	*	*	*	*	*	*	*	*

IRRIGATION SEPTEMBER First entry = Hours Second entry = Cubic meters

	DATE	1	2	3	4	5	6	7	8	9	10	11	12	13	14	15	16	17	18	19	20	21	22	23	24	25	26	27	28	29	30
J55	0.8ha VINES																*	*	*	*	*	*	*	*	*	*	*	*	*	*	*
	DRIP																36	36	36	36	36	36	36	36	36	36	36	36	36	36	36
J56	2.4ha VINES																*	*	*	*	*	*	*	*	*	*	*	*	*	*	*
	DRIP																108	108	108	108	108	108	108	108	108	108	108	108	108	108	108
J57	2.6ha VINES																*	*	*	*	*	*	*	*	*	*	*	*	*	*	*
	DRIP																117	117	117	117	117	117	117	117	117	117	117	117	117	117	117
	SUB.TOT.IRRI.	0	0	0	0	0	0	0	0	0	0	0	0	0	0	0	4006	4006	4006	4006	4006	4006	4006	4006	4006	4006	4006	4006	4006	4006	4006 *
	TOT. IRRI.	0	0	0	0	0	0	0	0	0	0	0	0	0	0	0	4728	4728	4728	4728	4728	4728	4728	4728	4728	4728	4728	4728	4728	4728	4728 *
M1	2.0ha VINES																					11	11							11	11
	DRIP																					*	*							*	*
M2	0.8ha APRICOT																					7	7							7	7
	FLOOD																					*	*							*	*
M3	0.9ha VINES																					10							10		
	DRIP																					*							*		
M4	2.7ha VINES																					11	11	11						11	11
	DRIP																					*	*	*						*	*
M5	0.3ha GRAZING																													14	
	FLOOD																													*	
M6	0.7ha VINES																11						11						11		
	DRIP																*						*						*		
M7	1.7ha APRICOT																				11						11				
	FLOOD																				*						*				
M8	1.4ha PEACHES																	14													
	FLOOD																	*													
M9	1.4ha VINES																			11											11
	DRIP																			*											*
M10	1.0ha VINES																			10							10				
	DRIP																			*							*				
M11	1.0ha VINES																10										10				
	DRIP																*										*				
M12	1.6ha PEACHES																9														9
	FLOOD																*														*
M13	2.4ha PEACHES																12														12
	FLOOD																*														*
	TOT. IRRI.	0	0	0	0	0	0	0	0	0	0	0	0	0	0	0	0	0	0	0	0	0	0	0	0	0	0	0	0	0	0
01	0.6ha VINES																			4						4					
	SPRINKLER																			*						*					
02	1.7ha TOMATOE																														
	DRIP																														
03	0.5ha VINES																		4.5						4.5						
	SPRINKLER																		*						*						
04	1.4ha VINES																	10						6						10	
	DRIP																	*						*						*	
05	1.0ha VINES																8														8
	DRIP																*														*
06	1.2ha VINES																8														8
	DRIP																*														*
07	1.0ha VINES																8														8
	DRIP																*														*
08	0.9ha APRICOT																			4.5						4.5					
	SPRINKLER																			*						*					
09	0.8ha VINES																			4.5						4.5					

IRRIGATION SEPTEMBER First entry = Hours Second entry = Cubic meters

	DATE	1	2	3	4	5	6	7	8	9	10	11	12	13	14	15	16	17	18	19	20	21	22	23	24	25	26	27	28	29	30
	SPRINKLER																			*						*					
010	0.4ha VINES																6.5														6.5
	DRIP																*														*
011	2.21ha VINES																	10						6						10	
	DRIP																	*						*						*	
012	2.5ha VINES																	10						6						10	
	DRIP																	*						*						*	
013	2.0ha VINES																			6						10		5			
	DRIP																			*						*		*			
014	2.4ha VINES																			6						10		5			
	DRIP																			*						*		*			
015	0.4ha VINES																6														6
	DRIP																*														*
016	0.8ha TOMATOE																														
	DRIP																														
017	0.4ha VINES																			6						10		5			
	DRIP																			*						*		*			
018	0.7ha APRICOT																	4.5						4.5							4.5
	SPRINKLER																	*						*							*
019	0.7ha TOMATOE																														
	DRIP																														
020	0.7ha VINES																			6						10		5			
	DRIP																			*						*		*			
	TOT. IRRI.	0	0	0	0	0	0	0	0	0	0	0	0	0	0	0	0	0	0	0	0	0	0	0	0	0	0	0	0	0	0
Q1	0.7ha VINES					12				12					12						12					12					12
	DRIP					*				*					*						*					*					*
Q2	1.3ha VINES					12				12					12						12					12					12
	DRIP					*				*					*						*					*					*
Q3	1.0ha VINES					12				12					12						12					12					12
	DRIP					*				*					*						*					*					*
Q4	2.8ha VINES					12				12					12						12					12					12
	DRIP					*				*					*						*					*					*
Q5	1.2ha VINES					12				12					12						12					12					12
	DRIP					*				*					*						*					*					*
Q6	1.5ha VINES					12				12					12						12					12					12
	DRIP					*				*					*						*					*					*
Q7	0.6ha VINES				12				12					12						12					12					12	
	DRIP				*				*					*						*					*					*	
Q8	2.4ha VINES				12				12					12						12					12					12	
	DRIP				*				*					*						*					*					*	
Q9	1.2ha APRICOT				12				12					12						12					12					12	
	MICRO				*				*					*						*					*					*	
Q10	1.6ha VINES					12				12					12						12					12					12
	DRIP					*				*					*						*					*					*
Q11	1.2ha VINES					12				12					12						12					12					12
	DRIP					*				*					*						*					*					*
Q12	1.6ha VINES					12				12					12						12					12					12
	DRIP					*				*					*						*					*					*
Q13	2.2ha VINES			12				12					12						12					12					12		
	DRIP			*				*					*						*					*					*		
Q14	2.0ha VINES			12				12					12						12					12					12		
	DRIP			*				*					*						*					*					*		
Q15	2.5ha APRICOT			12				12					12						12					12					12		
	MICRO			*				*					*						*					*					*		

IRRIGATION SEPTEMBER First entry = Hours Second entry = Cubic meters

	DATE	1	2	3	4	5	6	7	8	9	10	11	12	13	14	15	16	17	18	19	20	21	22	23	24	25	26	27	28	29	30
Q16	2.0ha APRICOT					12				12					12						12					12					12
	MICRO					*				*					*						*					*					*
Q17	2.3ha APRICOT					12				12					12						12					12					12
	MICRO					*				*					*						*					*					*
Q18	3.4ha VINES				24				24					24						24					24					24	
	DRIP				*				*					*						*					*					*	
Q19	2.0ha TOMATOE																														
	DRIP																														
Q20	0.8ha APRICOT																	8			8			8			8			8	
	DRIP																	*			*			*			*			*	
Q21	1.2ha APRICOT																	8			8			8			8			8	
	DRIP																	*			*			*			*			*	
Q22	0.3ha VINES																	8			8			8			8			8	
	DRIP																	*			*			*			*			*	
Q23	1.2ha VINES																	8			8			8			8			8	
	DRIP																	*			*			*			*			*	
Q24	1.5ha VINES																	8			8			8			8			8	
	DRIP																	*			*			*			*			*	
Q25	1.9ha VINES																	8			8			8			8			8	
	DRIP																	*			*			*			*			*	
Q26	1.3ha VINES																	8			8			8			8			8	
	DRIP																	*			*			*			*			*	
Q27	1.5ha TOMATOE																														
	DRIP																														
Q28	0.9ha VINES																		8			8			8			8			8
	DRIP																		*			*			*			*			*
Q29	1.1ha VINES																		8			8			8			8			8
	DRIP																		*			*			*			*			*
Q30	1.8ha VINES																		8			8			8			8			8
	DRIP																		*			*			*			*			*
Q31	2.8ha VINES																		8			8			8			8			8
	DRIP																		*			*			*			*			*
Q32	2.3ha VINES																			8				8			8			8	
	DRIP																			*				*			*			*	
Q33	1.3ha APRICOT																			*						*				*	
	DRIP																			300						300				300	
Q34	0.3ha VINES																														
	DRIP																														
Q35	2.8ha VINES																				*					*					*
	DRIP																				600					600					600
Q36	1.8ha APRICOT																	*					*					*			
	DRIP																	350					350					350			
Q37	1.3ha VINES																			*					*					*	
	DRIP																			300					300					300	
Q38	1.7ha APRICOT																*					*					*				
	DRIP																350					350					350				
Q39	0.8ha APRICOT																*					*					*				
	DRIP																250					250					250				
Q40	0.9ha APRICOT																*					*					*				
	DRIP																250					250					250				
Q41	1.0ha GRAZING																	*					*					*			
	SPRINKLER																	100					100					100			
Q42	1.6ha VINES																		*					*					*	
	DRIP																		300					300					300	
Q43	1.7ha VINES																	*	*				*	*				*	*	
	DRIP																	150	300				150	300				150	300	

IRRIGATION SEPTEMBER First entry = Hours Second entry = Cubic meters

	DATE	1	2	3	4	5	6	7	8	9	10	11	12	13	14	15	16	17	18	19	20	21	22	23	24	25	26	27	28	29	30
	TOT. IRRI.	0	0	0	0	0	0	0	0	0	0	0	0	0	0	0	850	600	600	600	600	850	600	600	600	600	850	600	600	600	600
R1	1.9ha VINES DRIP																														
R2	2.4ha PEACHES DRIP																														
R3	1.6ha PEACHES DRIP																		24 *										12 *		
R4	2.7ha VINES DRIP	12 *		12 *		12 *	12 *																							12 *	
R5	1.9ha PEACHES DRIP		12 *		12 *			12 *																							12 *
R6	2.1ha VINES DRIP								12 *				12 *								12 *										
R7	3.0ha VINES DRIP													6 *								12 *									
R8	2.9ha VINES DRIP														12 *								12 *								
R9	1.5ha TOMATOE DRIP															24 *								12 *							
R10	3.5ha TOMATOE DRIP																12 *	12 *													
R11	3.5ha VINES DRIP																														
R12	2.3ha PEACHES DRIP			12 *		12 *																									
R13	2.0ha VINES DRIP																									24 *					
R14	1.9ha PEACHES MICRO																										24 *				
R15	2.9ha VINES FLOOD																											24 *			
R16	3.5ha VINES DRIP																														
R17	3.5ha VINES DRIP																												12 *		
R18	5.7ha LUCERNE SPRINKLER	12 *		12 *		12 *	12 *																							12 *	
R19	1.4ha TOMATOE DRIP		12 *		12 *			12 *																							*
R20	1.9ha PEACHES DRIP								12 *				12 *								12 *										12 *
R21	2.1ha VINES DRIP			12 *		12 *																12 *									
R22	1.1ha VINES DRIP													6 *									12 *								
R23	1.8ha PEACHES DRIP														12 *									12 *							
R24	1.6ha VINES DRIP																12 *	12 *													
R25	2.1ha GRAZING SPRINKLER											24 *																			
R26	2.2ha LUCERNE SPRINKLER																														
R27	1.4ha LUCERNE																														

F10

IRRIGATION SEPTEMBER First entry = Hours Second entry = Cubic meters

	DATE	1	2	3	4	5	6	7	8	9	10	11	12	13	14	15	16	17	18	19	20	21	22	23	24	25	26	27	28	29	30
	SPRINKLER																														
R28	1.1ha APRICOT			12		12																									
	DRIP			*		*																									
R29	2.6ha VINES																														
	DRIP																														
R30	2.2ha VINES															24													12		
	DRIP															*													*		
R31	1.1ha VINES																														
	DRIP																														
R32	2.0ha APRICOT																														
	SPRINKLER																														
	TOT. IRRI.	0	0	0	0	0	0	0	0	0	0	0	0	0	0	0	0	0	0	0	0	0	0	0	0	0	0	0	0	0	0
S1	3.7ha VINES																10														
	SPRINKLER																2775														
S2	3.6ha VINES																10							10							10
	MICRO																1368							1368							1368
S3	3.6ha VINES																	10													
	SPRINKLER																	2700													
S4	4.3ha VINES																		10												
	SPRINKLER																		3225												
S5	2.3ha VINES																	10							10						
	MICRO																	874							874						
S6	4.7ha VINES																		10							10					
	MICRO																		1786							1786					
S7	6.0ha VINES																			10							10				
	MICRO																			2280							2280				
S8	3.1ha VINES																				10							10			
	MICRO																				1178							1178			
S9	3.5ha VINES																			10											
	SPRINKLER																			2625											
S10	4.1ha VINES																				10										
	SPRINKLER																				3075										
S11	2.5ha VINES																					10									
	SPRINKLER																					1875									
S12	1.4ha PEACHES																					10							10		
	MICRO																					532							532		
S13	3.4ha VINES																						10								
	SPRINKLER																						2550								
S14	4.6ha VINES																							10							
	SPRINKLER																							3450							
S15	3.2ha VINES																								10						
	SPRINKLER																								2400						
S16	1.6ha VINES															14	14	14													
	FLOOD															*	*	*													
S17	1.3ha VINES																		14	14	14										
	FLOOD																		*	*	*										
S18	2.8ha VINES																									10					
	SPRINKLER																									2100					
S19	1.3ha VINES																										10				
	SPRINKLER																										975				
S20	5.4ha VINES																											10			
	SPRINKLER																											4050			
	TOT. IRRI.	0	0	0	0	0	0	0	0	0	0	0	0	0	0	0	4143	3574	5011	4905	4253	2407	2550	4818	3274	3886	3255	5228	532	0	1368

IRRIGATION SEPTEMBER First entry = Hours Second entry = Cubic meters

	DATE	1	2	3	4	5	6	7	8	9	10	11	12	13	14	15	16	17	18	19	20	21	22	23	24	25	26	27	28	29	30
U1	1.8ha VINES																				6	6	6								
	DRIP																				30	30	30								
U2	2.8ha LUCERNE															8	8	8												8	8
	SPRINKLER															467	467	467												467	467
U3	4.5ha VINES																														
	SPRINKLER																														
U4	4.4ha LUCERNE																								6	6	6	6			
	SPRINKLER																								413	413	413	413			
U5	3.7ha VINES															6	6	6	6	6										6	6
	DRIP															36	36	36	36	36										36	36
U6	0.8ha VINES																														
	SPRINKLER																														
U7	4.1ha VINES															6	6	6	6	6											
	DRIP															41	41	41	41	41											
U8	3.0ha VINES															6	6	6	6	6											
	DRIP															30	30	30	30	30											
U9	1.6ha VINES															8	8	8													
	SPRINKLER															267	267	267													
U10	3.0ha VINES																														
	SPRINKLER																														
U11	1.7ha VINES																														
	SPRINKLER																														
U12	0.6ha TOMATOE																														
	SPRINKLER																														
U13	0.2ha GRAZING																						6								
	SPRINKLER																						78								
U14	0.2ha GRAZING																						6								
	SPRINKLER																						78								
U15	0.2ha GRAZING																						6								
	SPRINKLER																						78								
U16	0.1ha GRAZING																						6								
	SPRINKLER																						36								
U17	0.6ha GRAZING																						6	6	6					6	6
	SPRINKLER																						76	76	76					76	76
U18	0.7ha GRAZING																						6	6	6					6	6
	SPRINKLER																						88	88	88					88	88
U19	0.7ha GRAZING																						6	6	6					6	6
	SPRINKLER																						88	88	88					88	88
U20	0.1ha GRAZING																														
	SPRINKLER																														
U21	0.2ha GRAZING																7											7	7	7	
	SPRINKLER																30											30	30	30	
U22	0.1ha GRAZING																7	7									7	7	7		
	SPRINKLER																14	14									14	14	14		
U23	0.2ha GRAZING																						7	7	7						
	SPRINKLER																						30	30	30						
U24	1.0ha GRAZING																			7	7	7									
	SPRINKLER																			147	147	147									
U25	1.7ha GRAZING																														
	SPRINKLER																														
U26	1.4ha GRAZING																			7	7	7									
	SPRINKLER																			205	205	205									
U27	0.7ha GRAZING																						7	7	7						
	SPRINKLER																						103	103	103						
U28	0.5ha GRAZING																		7	7	7										

IRRIGATION SEPTEMBER First entry = Hours Second entry = Cubic meters

	DATE	1	2	3	4	5	6	7	8	9	10	11	12	13	14	15	16	17	18	19	20	21	22	23	24	25	26	27	28	29	30
	SPRINKLER																		72	72	72										
U29	0.8ha GRAZING																7	7												7	7
	SPRINKLER																117	117												117	117
U30	0.6ha GRAZING																7										7	7	7		
	SPRINKLER																72										72	72	72		
U31	1.0ha GRAZING																						7	7	7						
	SPRINKLER																						147	147	147						
U32	0.9ha GRAZING																								7	7	7				
	SPRINKLER																								131	131	131				
U33	2.2ha GRAZING																					7	7	7							
	SPRINKLER																					322	322	322							
U34	0.9ha GRAZING																														
	SPRINKLER																														
U35	1.1ha GRAZING																								7	7	7				
	SPRINKLER																								161	161	161				
U36	2.2ha GRAZING																								7	7	7				
	SPRINKLER																								322	322	322				
U37	1.3ha GRAZING																														
	SPRINKLER																														
U38	1.0ha GRAZING																								7	7	7				
	SPRINKLER																								147	147	147				
U39	0.7ha GRAZING																								7	7	7				
	SPRINKLER																								103	103	103				
U40	0.6ha GRAZING																					7	7	7							
	SPRINKLER																					72	72	72							
U41	1.7ha GRAZING																7									7	7	7			
	SPRINKLER																247									247	247	247			
U42	0.5ha GRAZING																7									7	7	7			
	SPRINKLER																72									72	72	72			
U43	1.6ha GRAZING																								7	7	7				
	SPRINKLER																								233	233	233				
U44	1.3ha GRAZING																								7	7	7				
	SPRINKLER																								189	189	189				
U45	1.4ha GRAZING																								7	7	7				
	SPRINKLER																								205	205	205				
U46	1.3ha GRAZING																								7	7	7				
	SPRINKLER																								189	189	189				
U47	1.4ha GRAZING																								7	7	7				
	SPRINKLER																								205	205	205				
U48	0.1ha GRAZING																								7	7	7				
	SPRINKLER																								14	14	14				
U49	1.8ha GRAZING																								7	7	7				
	SPRINKLER																								264	264	264				
U50	1.5ha GRAZING																								7	7	7				
	SPRINKLER																								219	219	219				
U51	0.7ha GRAZING																										7	7	7		
	SPRINKLER																										103	103	103		
U52	1.0ha GRAZING																		7	7	7										
	SPRINKLER																		147	147	147										
U53	1.2ha GRAZING																										7	7	7		
	SPRINKLER																										175	175	175		
U54	1.2ha GRAZING																7	7	7											7	7
	SPRINKLER																175	175	175											175	175
U55	2.9ha VINES																														
	SPRINKLER																														
U56	2.8ha VINES																														

IRRIGATION SEPTEMBER First entry = Hours Second entry = Cubic meters

	DATE	1	2	3	4	5	6	7	8	9	10	11	12	13	14	15	16	17	18	19	20	21	22	23	24	25	26	27	28	29	30
	SPRINKLER																														
U57	4.6ha VINES																														
	SPRINKLER																														
U58	3.3ha VINES																														
	SPRINKLER																														
U59	1.9ha VINES																		8	8											
	SPRINKLER																		476	476											
U60	8.7ha VINES																														
	SPRINKLER																														
U61	1.6ha VINES																							8	8	8					
	SPRINKLER																							267	267	267					
U62	7.7ha VINES																						8	8	8	8	8	8			
	SPRINKLER																						641	641	641	641	641	641			
U63	2.9ha VINES																														10
	SPRINKLER																														1810
U64	2.9ha VINES																													10	
	SPRINKLER																													1810	
	SUB.TOT.IRRI.	0	0	0	0	0	0	0	0	0	0	0	0	0	0	841	1393	972	179	531	454	776	1226	926	2625	2412	2498	848	116	902	872
	TOT. IRRI.	0	0	0	0	0	0	0	0	0	0	0	0	0	0	841	1568	1147	977	1154	601	776	1867	1834	4235	4022	4119	1767	394	2887	2857
V1	1.1ha TOMATOE															4							1			2				1	1
	DRIP															*							*			*				*	*
V2	1.9ha TOMATOE																														
	DRIP																														
V3	1.2ha VINES	2					2					2									8							3			
	DRIP	*					*					*									*							*			
V4	1.4ha VINES	2					2					2									8							3			
	DRIP	*					*					*									*							*			
V5	3.0ha GRAIN	4						4										4										4			
	SPRINKLER	*						*										*										*			
V6	1.1ha VINES	2					2					2									8							3			
	DRIP	*					*					*									*							*			
V7	5.7ha VINES	2					2					2									8							3			
	DRIP	*					*					*									*							*			
V8	3.8ha VINES	2					2					2									8							3			
	DRIP	*					*					*									*							*			
V9	1.8ha TOMATOE																														
	DRIP																														
V10	0.9ha VINES	2					2					2									8							3			
	DRIP	*					*					*									*							*			
V11	3.5ha VINES	2					2					2									8							3			
	DRIP	*					*					*									*							*			
V12	0.9ha TOMATOE	4				1		1					1		1		1		1		1	1	1	1	1	1	1	1	1	1	1
	DRIP	*				*		*					*		*		*		*		*	*	*	*	*	*	*	*	*	*	*
	TOT. IRRI.	0	0	0	0	0	0	0	0	0	0	0	0	0	0	0	0	0	0	0	0	0	0	0	0	0	0	0	0	0	0
W1	0.2ha GRAZING	*	*											*	*											*	*				
	SPRINKLER	60	60											60	60											60	60				
W2	0.2ha GRAZING	*	*											*	*											*	*				
	SPRINKLER	60	60											60	60											60	60				
W3	0.2ha GRAZING	*	*											*	*											*	*				
	SPRINKLER	60	60											60	60											60	60				
W4	0.2ha GRAZING	*	*											*	*											*	*				
	SPRINKLER	60	60											60	60											60	60				

IRRIGATION SEPTEMBER First entry = Hours Second entry = Cubic meters

	DATE	1	2	3	4	5	6	7	8	9	10	11	12	13	14	15	16	17	18	19	20	21	22	23	24	25	26	27	28	29	30
W5	0.2ha GRAZING	*	*											*	*											*	*				
	SPRINKLER	60	60											60	60											60	60				
W6	0.2ha GRAZING			*	*											*	*											*	*		
	SPRINKLER			60	60											60	60											60	60		
W7	0.2ha GRAZING			*	*											*	*											*	*		
	SPRINKLER			60	60											60	60											60	60		
W8	0.8ha GRAZING			*	*											*	*											*	*		
	SPRINKLER			210	210											210	210											210	210		
W9	0.2ha GRAZING					*	*											*	*											*	*
	SPRINKLER					60	60											60	60											60	60
W10	0.2ha GRAZING					*	*											*	*											*	*
	SPRINKLER					60	60											60	60											60	60
W11	0.3ha GRAZING					*	*											*	*											*	*
	SPRINKLER					90	90											90	90											90	90
W12	0.5ha GRAZING							*	*											*	*										
	SPRINKLER							150	150											150	150										
W13	0.5ha GRAZING							*	*											*	*										
	SPRINKLER							150	150											150	150										
W14	0.6ha GRAZING									*	*											*	*								
	SPRINKLER									180	180											180	180								
W15	0.1ha GRAZING									*	*											*	*								
	SPRINKLER									30	30											30	30								
W16	0.3ha GRAZING									*	*											*	*								
	SPRINKLER									90	90											90	90								
W17	0.5ha GRAZING											*	*											*	*						
	SPRINKLER											150	150											150	150						
W18	0.4ha GRAZING											*	*											*	*						
	SPRINKLER											120	120											120	120						
W19	0.1ha GRAZING											*	*											*	*						
	SPRINKLER											30	30											30	30						
W20	0.3ha GRAZING					*	*											*	*											*	*
	SPRINKLER					90	90											90	90											90	90
W21	1.0ha GRAZING	*	*									*	*									*	*								
	SPRINKLER	250	250									250	250									250	250								
W22	1.0ha GRAZING			*	*									*	*									*	*						
	SPRINKLER			250	250									250	250									250	250						
W23	0.8ha GRAZING					*	*									*	*									*	*				
	SPRINKLER					200	200									200	200									200	200				
W24	1.2ha GRAZING							*	*									*	*									*	*		
	SPRINKLER							300	300									300	300									300	300		
W25	0.9ha GRAZING									*	*									*	*									*	*
	SPRINKLER									225	225									225	225									225	225
W26	1.1ha GRAZING	*	*											*	*											*	*				
	SPRINKLER	330	330											330	330											330	330				
W27	1.0ha GRAZING			*	*											*	*											*	*		
	SPRINKLER			300	300											300	300											300	300		
W28	0.5ha GRAZING					*												*												*	
	SPRINKLER					300												300												300	
W29	1.6ha GRAZING						*	*	*										*	*	*										*
	SPRINKLER						320	320	320										320	320	320										320
W30	0.4ha GRAZING									*												*									
	SPRINKLER									240												240									
W31	0.6ha GRAZING										*												*								
	SPRINKLER										360												360								
W32	0.6ha GRAZING											*												*							
	SPRINKLER											360												360							

IRRIGATION SEPTEMBER First entry = Hours Second entry = Cubic meters

	DATE	1	2	3	4	5	6	7	8	9	10	11	12	13	14	15	16	17	18	19	20	21	22	23	24	25	26	27	28	29	30
W33	0.5ha GRAZING												*												*						
	SPRINKLER												300												300						
	TOT. IRRI.	820	820	880	880	800	820	920	920	765	885	910	850	820	820	830	830	900	920	845	845	790	910	910	850	770	770	930	930	825	845
X1	3.1ha NURSERY																			6			6				6			6	
	SPRINKLER																			*			*				*			*	
X2	1.1ha VINES																4	4	4	4	4	4	4	4	4	4	4	4	4	4	4
	DRIP																*	*	*	*	*	*	*	*	*	*	*	*	*	*	*
X3	3.5ha VINES																4	4	4	4	4	4	4	4	4	4	4	4	4	4	4
	DRIP																*	*	*	*	*	*	*	*	*	*	*	*	*	*	*
X4	3.6ha VINES																4	4	4	4	4	4	4	4	4	4	4	4	4	4	4
	DRIP																*	*	*	*	*	*	*	*	*	*	*	*	*	*	*
X5	3.5ha APRICOT																4	4	4	4	4	4	4	4	4	4	4	4	4	4	4
	DRIP																*	*	*	*	*	*	*	*	*	*	*	*	*	*	*
X6	0.9ha VINES																4	4	4	4	4	4	4	4	4	4	4	4	4	4	4
	DRIP																*	*	*	*	*	*	*	*	*	*	*	*	*	*	*
X7	1.1ha VINES																4	4	4	4	4	4	4	4	4	4	4	4	4	4	4
	DRIP																*	*	*	*	*	*	*	*	*	*	*	*	*	*	*
X8	2.2ha VINES																4	4	4	4	4	4	4	4	4	4	4	4	4	4	4
	DRIP																*	*	*	*	*	*	*	*	*	*	*	*	*	*	*
X9	1.1ha VINES																4	4	4	4	4	4	4	4	4	4	4	4	4	4	4
	DRIP																*	*	*	*	*	*	*	*	*	*	*	*	*	*	*
X10	2.5ha VINES																4	4	4	4	4	4	4	4	4	4	4	4	4	4	4
	DRIP																*	*	*	*	*	*	*	*	*	*	*	*	*	*	*
X11	2.9ha VINES																														
	DRIP																														
	TOT. IRRI.	0	0	0	0	0	0	0	0	0	0	0	0	0	0	0	0	0	0	0	0	0	0	0	0	0	0	0	0	0	0
Y1	2.0ha VINES																8			8				10				10			8
	DRIP																*			*				*				*			*
Y2	1.8ha VINES																8			8				10				10			8
	DRIP																*			*				*				*			*
Y3	2.1ha VINES																			5				5				5			
	DRIP																			*				*				*			
Y4	1.9ha VINES																						5						5		
	DRIP																						*						*		
Y5	0.5ha GRAZING																					1.5								1.5	
	SPRINKLER																					*								*	
Y6	0.2ha TOMATOE																	2		2		2		2		2		2		2	
	DRIP																	*		*		*		*		*		*		*	
Y7	0.5ha VINES																		5				10								
	DRIP																		*				*								
Y8	0.7ha APRICOT																			5											10
	DRIP																			*											*
Y9	0.9ha VINES																		5				10								
	DRIP																		*				*								
Y10	1.2ha APRICOT																			5											10
	DRIP																			*											*
Y11	1.6ha VINES																			5				5				5			
	DRIP																			*				*				*			
Y12	1.3ha VINES																			5				5				5			
	DRIP																			*				*				*			
Y13	1.3ha VINES																			5				5				5			
	DRIP																			*				*				*			

IRRIGATION SEPTEMBER First entry = Hours Second entry = Cubic meters

	DATE	1	2	3	4	5	6	7	8	9	10	11	12	13	14	15	16	17	18	19	20	21	22	23	24	25	26	27	28	29	30
Y14	2.1ha VINES																6							4			4				3
	MICRO																*							*			*				*
Y15	0.6ha VINES																			5				5				5			
	DRIP																			*				*				*			
Y16	1.0ha VINES																			5				5				5			
	DRIP																			*				*				*			
Y17	2.6ha APRICOT																			5											10
	DRIP																			*											*
Y18	1.6ha VINES																	10				10				10		10			
	DRIP																	*				*				*		*			
Y19	1.7ha TOMATOE																	4			4			4							
	DRIP																	*			*			*							
Y20	1.5ha VINES																														
	DRIP																														
Y21	1.6ha VINES																10			10			10			10			10		
	DRIP																*			*			*			*			*		
Y22	1.4ha VINES																10			10			10			10			10		
	DRIP																*			*			*			*			*		
Y23	2.4ha TOMATOE																														
	DRIP																														
Y24	2.2ha VINES																				10							10			
	DRIP																				*							*			
Y25	2.5ha VINES																10			10			10			10			10		
	DRIP																*			*			*			*			*		
Y26	1.8ha VINES																10			10			10			10			10		
	DRIP																*			*			*			*			*		
Y27	1.5ha VINES																10			10			10			10			10		
	DRIP																*			*			*			*			*		
Y28	1.6ha VINES																	5			5					5				5	
	DRIP																	*			*					*				*	
Y29	2.1ha VINES																			10				10				10			
	DRIP																			*				*				*			
Y30	1.4ha VINES																				10							10			
	DRIP																				*							*			
Y31	1.0ha TOMATOE																														
	DRIP																														
Y32	1.4ha VINES																	10				10				10		10			
	DRIP																	*				*				*		*			
Y33	1.7ha VINES																	10				10				10		10			
	DRIP																	*				*				*		*			
Y34	1.2ha VINES																		3			5			5			5			
	DRIP																		*			*			*			*			
Y35	1.2ha VINES																		3			5			5			5			
	DRIP																		*			*			*			*			
Y36	1.2ha VINES																			10				10				10			
	DRIP																			*				*				*			
Y37	1.5ha VINES																			10				10				10			
	DRIP																			*				*				*			
Y38	0.8ha TOMATOE																														
	DRIP																														
Y39	1.1ha VINES																			5				5				5			
	DRIP																			*				*				*			
Y40	0.5ha PEACHES																		6			6				6			6		
	MICRO																		*			*				*			*		
Y41	1.4ha VINES																6							4			4				3
	MICRO																*							*			*				*

IRRIGATION SEPTEMBER First entry = Hours Second entry = Cubic meters

	DATE	1	2	3	4	5	6	7	8	9	10	11	12	13	14	15	16	17	18	19	20	21	22	23	24	25	26	27	28	29	30
Y42	1.8ha VINES																6							4			4				3
	MICRO																*							*			*				*
Y43	2.1ha VINES																6							4			4				3
	MICRO																*							*			*				*
Y44	1.3ha VINES																6							4			4				3
	MICRO																*							*			*				*
Y45	1.1ha VINES																6							4			4				3
	MICRO																*							*			*				*
SUM TOTAL IRRI.		0	0	0	0	0	0	0	0	0	0	0	0	0	0	0	0	0	0	0	0	0	0	0	0	0	0	0	0	0	0
TOTAL IRRI.		0	0	0	0	0	0	0	0	0	0	0	0	0	0	0	0	0	0	0	0	0	0	0	0	0	0	0	0	0	0
TOTAL STUDY AREA IRRIGATION *		820	820	880	880	800	820	920	920	765	885	910	850	820	820	1671	14309	14320	18974	17057	12233	11167	24922	16503	18488	22965	19812	19288	10354	14138	12358

* EXCLUDED ARE FARMS C,E,H,K,P,T.

IRRIGATION OCTOBER First entry = Hours Second entry = Cubic meters

BL. NO.	DATE	1	2	3	4	5	6	7	8	9	10	11	12	13	14	15	16	17	18	19	20	21	22	23	24	25	26	27	28	29	30	31
	EVAP.	2.6	4	6.3	4.3	2.5	1.9	5.5	5.3	7	7	8.8	1.4	1.9	3.8	3.8	5.3	7	6	8	7.8	7	6.5	6.8	7.8	7	8	3.3	6	7.8	2.2	3.3
	RAIN	0	0	0	0	14.5	2.1	0	0	0	0	0	7.2	1.9	0	0	0	0	0	0	0	0	0	0	0	0	0	0	0	1.1	5.9	0.8
A1	4.2ha VINES									8	8																10	10				
	SPRINKLER									1280	1280																1600	1600				
A2	5.0ha VINES											8	8	8															10	10	10	
	SPRINKLER											1016	1016	1016															1270	1270	1270	
A3	4.3ha VINES														8	8	8															10
	SPRINKLER														873	873	873															1091
A4	1.3ha VINES																	8	8													
	SPRINKLER																	396	396													
A5	2.7ha VINES									3									5				8					9				7.5
	DRIP									114									90				144					162				135
A6	8.4ha APRICOT								4						1.5					5				8	6					7.5		
	DRIP								160						60					200				320	240					300		
A7	4.3ha VINES										3											7				9					7.5	
	DRIP										195											455				585					488	
A8	5.2ha VINES								4						1.5				5				8					9				7.5
	DRIP								99						37				172				275					309				258
A9	12.2ha GRAIN	12	12	12	12	12	12	12																								
	SPRINKLER	780	780	780	780	780	780	780																								
A10	1.9ha VINES																4	3.5							7						7.5	
	DRIP																110	96							192						206	
A11	1.9ha VINES									3									5				8					9				7.5
	DRIP									81									63				101					114				95
A12	1.1ha VINES																4	3.5							7						7.5	
	DRIP																64	56							112						120	
A13	5.3ha VINES						*			*				*			*	*			*			*				*		*		
	DRIP						241			181				241			181	482			361			361				361		422		
A14	3.5ha VINES						*			*				*			*	*			*			*				*		*		
	DRIP						159			119				159			119	318			239			239				239		278		
A15	1.5ha VINES																4	3.5							7						7.5	
	DRIP																87	76							152						163	
A16	1.5ha VINES	*						*			*				*				*	*			*		*				*		*	
	DRIP	47						15			15				15				15	32			32		32				32		32	
A17	1.7ha VINES						*			*				*			*		*			*		*				*			*	
	DRIP						47			47				47			47		102			102		102				102			102	
A18	5.0ha VINES	*						*			*				*				*	*			*		*				*		*	
	DRIP	155						48			48				48				48	107			107		107				107		107	
A19	3.8ha VINES	*						*			*				*				*	*			*		*				*		*	
	DRIP	118						37			37				37				37	81			81		81				81		81	
A20	1.8ha VINES						*			*				*			*				*								*			
	MICRO						100			100				100			100				300								300			
A21	5.6ha VINES						*			*				*			*		*			*		*				*			*	
	DRIP						153			153				153			153		338			338		338				338			338	
A22	17.1ha MAIZE																															
	MECHANICAL																															
A23	8.7ha MAIZE																															
	MECHANICAL																															
A24	3.2ha PEACHES																															
	FLOOD																															
A25	5.8ha PEACHES																															
	FLOOD																															
A26	7.9ha LUCERNE																															
	MECHANICAL																															
A27	9.6ha LUCERNE																															

IRRIGATION OCTOBER First entry = Hours Second entry = Cubic meters

	DATE	1	2	3	4	5	6	7	8	9	10	11	12	13	14	15	16	17	18	19	20	21	22	23	24	25	26	27	28	29	30	31
A28	SPRINKLER 4.7ha PEACHES																															
A29	FLOOD 3.9ha PEACHES FLOOD																															
	TOT. IRRI.	1100	780	780	780	780	1480	880	259	2075	1575	1016	1016	1716	1070	873	1734	1424	1261	420	900	895	740	1360	916	585	1600	3225	1790	2270	2907	1579
B1	2.1ha APRICOT DRIP																															
B2	6.3ha VINES DRIP																															
B3	6.3ha VINES DRIP																															
B4	6.5ha VINES DRIP																															
B5	8.0ha APRICOT DRIP																															
B6	1.1ha VINES MICRO																															
B7	2.6ha VINES MICRO																															
B8	0.5ha APRICOT MICRO																															
B9	2.7ha VINES DRIP																															
B10	3.3ha APRICOT DRIP																															
B11	3.0ha VINES MICRO																															
B12	1.0ha VINES DRIP																															
B13	2.7ha VINES DRIP																															
B14	1.5ha VINES DRIP																															
B15	2.3ha APRICOT DRIP																															
B16	3.7ha VINES DRIP																															
B17	5.6ha LUCERNE SPRINKLER																															
B18	2.1ha VINES SPRINKLER																															
B19	3.4ha VINES SPRINKLER																															
B20	2.9ha VINES SPRINKLER																															
B21	2.2ha VINES SPRINKLER																															
B22	3.3ha LUCERNE SPRINKLER																															
B23	7.0ha VINES DRIP		5 *			4 *				5 *			4 *				5 *			4 *				5 *			4 *				5 *	
B24	1.5ha PEACHES SPRINKLER																															

IRRIGATION OCTOBER First entry = Hours Second entry = Cubic meters

	DATE	1	2	3	4	5	6	7	8	9	10	11	12	13	14	15	16	17	18	19	20	21	22	23	24	25	26	27	28	29	30	31
B25	1.8ha VINES																															
	SPRINKLER																															
B26	3.6ha PEACHES		4			2				4			2				4			2				4			2				4	
	DRIP		*			*				*			*				*			*				*			*				*	
B27	5.9ha VINES																															
	SPRINKLER																															
B28	3.3ha LUCERNE																															
	SPRINKLER																															
B29	1.8ha VINES																															
	SPRINKLER																															
	TOT. IRRI.	0	0	0	0	0	0	0	0	0	0	0	0	0	0	0	0	0	0	0	0	0	0	0	0	0	0	0	0	0	0	0
D1	1.1ha LUCERNE		3								3								3								3					
	SPRINKLER		*								*								*								*					
D2	1.0ha LUCERNE			3								3								3								3				
	SPRINKLER			*								*								*								*				
D3	1.1ha LUCERNE				3								3								3								3			
	SPRINKLER				*								*								*								*			
D4	2.7ha LUCERNE					3	3							3	3							3	3							3	3	
	SPRINKLER					*	*							*	*							*	*							*	*	
D5	2.1ha LUCERNE		3				3				3				3				3				3				3				3	
	SPRINKLER		*				*				*				*				*				*				*				*	
D6	3.5ha LUCERNE			3	3			3	3			3	3			3	3			3	3			3	3			3	3			3
	SPRINKLER			*	*			*	*			*	*			*	*			*	*			*	*			*	*			*
D7	1.5ha LUCERNE	3				3				3				3				3				3				3				3		
	SPRINKLER	*				*				*				*				*				*				*				*		
D8	3.1ha GRAZING					10														10												
	SPRINKLER					*														*												
D9	0.9ha LUCERNE		3								3								3								3					
	SPRINKLER		*								*								*								*					
D10	1.3ha LUCERNE			3								3								3								3				
	SPRINKLER			*								*								*								*				
D11	1.3ha LUCERNE				3								3								3								3			
	SPRINKLER				*								*								*								*			
D12	0.5ha LUCERNE				3								3								3								3			
	SPRINKLER				*								*								*								*			
D13	0.6ha LUCERNE					3								3								3								3		
	SPRINKLER					*								*								*								*		
D14	0.6ha LUCERNE					3								3								3								3		
	SPRINKLER					*								*								*								*		
D15	0.6ha LUCERNE						3								3								3								3	
	SPRINKLER						*								*								*								*	
D16	0.6ha LUCERNE						3								3								3								3	
	SPRINKLER						*								*								*								*	
D17	4.5ha LUCERNE						10														10											
	SPRINKLER						*														*											
	TOT. IRRI.	0	0	0	0	0	0	0	0	0	0	0	0	0	0	0	0	0	0	0	0	0	0	0	0	0	0	0	0	0	0	0
F1	2.0ha APRICOT	*		*	*	*			*	*		*	*	*			*	*		*	*	*			*	*		*	*	*		
	DRIP	136		136	136	136			136	136		136	136	136			136	136		136	136	136			136	136		136	136	136		
F2	2.0ha VINES	*		*	*	*			*	*		*	*	*			*	*		*	*	*			*	*		*	*	*		
	DRIP	120		120	120	120			120	120		120	120	120			120	120		120	120	120			120	120		120	120	120		
F3	1.9ha VINES	*		*	*	*			*	*		*	*	*			*	*		*	*	*			*	*		*	*	*		
	DRIP	106		106	106	106			106	106		106	106	106			106	106		106	106	106			106	106		106	106	106		

IRRIGATION OCTOBER First entry = Hours Second entry = Cubic meters

	DATE	1	2	3	4	5	6	7	8	9	10	11	12	13	14	15	16	17	18	19	20	21	22	23	24	25	26	27	28	29	30	31
P4	1.7ha VINES	*		*	*	*			*	*		*	*	*			*	*		*	*	*			*	*		*	*	*		
	DRIP	82		82	82	82			82	82		82	82	82			82	82		82	82	82			82	82		82	82	82		
P5	5.3ha VINES		*				*			*				*			*				*			*				*			*	
	MICRO		3519				3519			3519				3519			3519				3519			3519				3519			3519	
P6	1.5ha VINES		*				*			*				*			*				*			*				*			*	
	DRIP		120				120			120				120			120				120			120				120			120	
P7	0.9ha VINES		*				*			*				*			*				*			*				*			*	
	MICRO		119				119			119				119			119				119			119				119			119	
P8	1.9ha VINES	*		*	*	*			*	*		*	*	*			*	*		*	*	*			*	*		*	*	*		
	DRIP	106		106	106	106			106	106		106	106	106			106	106		106	106	106			106	106		106	106	106		
P9	2.2ha PEACHES	*		*	*	*			*	*		*	*	*			*	*		*	*	*			*	*		*	*	*		
	DRIP	141		141	141	141			141	141		141	141	141			141	141		141	141	141			141	141		141	141	141		
P10	1.3ha VINES	*		*	*	*			*	*		*	*	*			*	*		*	*	*			*	*		*	*	*		
	DRIP	50		50	50	50			50	50		50	50	50			50	50		50	50	50			50	50		50	50	50		
P11	2.9ha VINES	*		*	*	*			*	*		*	*	*			*	*		*	*	*			*	*		*	*	*		
	DRIP	232		232	232	232			232	232		232	232	232			232	232		232	232	232			232	232		232	232	232		
P12	2.7ha VINES	*		*	*	*			*	*		*	*	*			*	*		*	*	*			*	*		*	*	*		
	DRIP	205		205	205	205			205	205		205	205	205			205	205		205	205	205			205	205		205	205	205		
P13	2.8ha VINES	*		*	*	*			*	*		*	*	*			*	*		*	*	*			*	*		*	*	*		
	DRIP	105		105	105	105			105	105		105	105	105			105	105		105	105	105			105	105		105	105	105		
	TOT. IRRI.	1163	3758	1163	1163	1163	3758	0	1163	4921	0	1163	1163	4921	0	0	4921	1163	0	1163	4921	1163	0	3758	1163	1163	0	4921	1163	1163	3758	0
G1	0.2ha NURSERY		6										6										6									
	MICRO		*										*										*									
G2	0.1ha VINES		6										6										6									
	MICRO		*										*										*									
G3	1.2ha VINES					6							6							6							6					
	MICRO					*							*							*							*					
G4	1.0ha APRICOT			7							7							7							7							7
	MICRO			*							*							*							*							*
G5	0.2ha VINES			6							6							6							6							6
	MICRO			*							*							*							*							*
G6	0.3ha TOMATOE																															
	DRIP																															
G7	1.3ha VINES						5							5							5							5				
	MICRO						*							*							*							*				
G8	0.8ha VINES							5							5							5							5			
	MICRO							*							*							*							*			
G9	0.5ha TOMATOE																															
	DRIP																															
G10	1.6ha VINES							5.5							5.5							5.5							5.5			
	MICRO							*							*							*							*			
G11	0.4ha VINES	4							4							4							4							4		
	DRIP	*							*							*							*							*		
G12	0.2ha TOMATOE																															
	DRIP																															
G13	0.6ha FALLOW																															
	DRIP																															
G14	0.6ha VINES	7							7							7							7							7		
	DRIP	*							*							*							*							*		
G15	0.5ha TOMATOE	7							7							7							7							7		
	DRIP	*							*							*							*							*		
G16	0.7ha VINES	7							7							7							7							7		
	DRIP	*							*							*							*							*		
G17	0.7ha VINES				11							11							11							11						

IRRIGATION OCTOBER First entry = Hours Second entry = Cubic meters

	DATE	1	2	3	4	5	6	7	8	9	10	11	12	13	14	15	16	17	18	19	20	21	22	23	24	25	26	27	28	29	30	31
	DRIP				*							*							*							*						
	TOT. IRRI.	0	0	0	0	0	0	0	0	0	0	0	0	0	0	0	0	0	0	0	0	0	0	0	0	0	0	0	0	0	0	0
J1	0.8ha VINES	*	*	*	*	*	*	*	*	*	*	*	*	*	*	*	*	*	*	*	*	*	*	*	*	*	*	*	*	*	*	*
	DRIP	36	36	36	36	36	36	36	36	36	36	36	36	36	36	36	36	36	36	36	36	36	36	36	36	36	36	36	36	36	36	36
J2	2.6ha VINES	*	*	*	*	*	*	*	*	*	*	*	*	*	*	*	*	*	*	*	*	*	*	*	*	*	*	*	*	*	*	*
	DRIP	117	117	117	117	117	117	117	117	117	117	117	117	117	117	117	117	117	117	117	117	117	117	117	117	117	117	117	117	117	117	117
J3	3.2ha VINES	*	*	*	*	*	*	*	*	*	*	*	*	*	*	*	*	*	*	*	*	*	*	*	*	*	*	*	*	*	*	*
	DRIP	144	144	144	144	144	144	144	144	144	144	144	144	144	144	144	144	144	144	144	144	144	144	144	144	144	144	144	144	144	144	144
J4	1.9ha APRICOT	*	*	*	*	*	*	*	*	*	*	*	*	*	*	*	*	*	*	*	*	*	*	*	*	*	*	*	*	*	*	*
	DRIP	95	95	95	95	95	95	95	95	95	95	95	95	95	95	95	95	95	95	95	95	95	95	95	95	95	95	95	95	95	95	95
J5	6.4ha VINES	*	*	*	*	*	*	*	*	*	*	*	*	*	*	*	*	*	*	*	*	*	*	*	*	*	*	*	*	*	*	*
	DRIP	275	275	275	275	275	275	275	275	275	275	275	275	275	275	275	275	275	275	275	275	275	275	275	275	275	275	275	275	275	275	275
J6	1.9ha APRICOT	*	*	*	*	*	*	*	*	*	*	*	*	*	*	*	*	*	*	*	*	*	*	*	*	*	*	*	*	*	*	*
	DRIP	95	95	95	95	95	95	95	95	95	95	95	95	95	95	95	95	95	95	95	95	95	95	95	95	95	95	95	95	95	95	95
J7	0.3ha VINES	*	*	*	*	*	*	*	*	*	*	*	*	*	*	*	*	*	*	*	*	*	*	*	*	*	*	*	*	*	*	*
	DRIP	13	13	13	13	13	13	13	13	13	13	13	13	13	13	13	13	13	13	13	13	13	13	13	13	13	13	13	13	13	13	13
J8	0.4ha VINES	*	*	*	*	*	*	*	*	*	*	*	*	*	*	*	*	*	*	*	*	*	*	*	*	*	*	*	*	*	*	*
	DRIP	18	18	18	18	18	18	18	18	18	18	18	18	18	18	18	18	18	18	18	18	18	18	18	18	18	18	18	18	18	18	18
J9	1.0ha VINES	*	*	*	*	*	*	*	*	*	*	*	*	*	*	*	*	*	*	*	*	*	*	*	*	*	*	*	*	*	*	*
	DRIP	45	45	45	45	45	45	45	45	45	45	45	45	45	45	45	45	45	45	45	45	45	45	45	45	45	45	45	45	45	45	45
J10	0.6ha VINES	*	*	*	*	*	*	*	*	*	*	*	*	*	*	*	*	*	*	*	*	*	*	*	*	*	*	*	*	*	*	*
	DRIP	27	27	27	27	27	27	27	27	27	27	27	27	27	27	27	27	27	27	27	27	27	27	27	27	27	27	27	27	27	27	27
J11	0.7ha VINES	*	*	*	*	*	*	*	*	*	*	*	*	*	*	*	*	*	*	*	*	*	*	*	*	*	*	*	*	*	*	*
	DRIP	315	315	315	315	315	315	315	315	315	315	315	315	315	315	315	315	315	315	315	315	315	315	315	315	315	315	315	315	315	315	315
J12	1.2ha VINES	*	*	*	*	*	*	*	*	*	*	*	*	*	*	*	*	*	*	*	*	*	*	*	*	*	*	*	*	*	*	*
	DRIP	54	54	54	54	54	54	54	54	54	54	54	54	54	54	54	54	54	54	54	54	54	54	54	54	54	54	54	54	54	54	54
J13	4.7ha VINES	*	*	*	*	*	*	*	*	*	*	*	*	*	*	*	*	*	*	*	*	*	*	*	*	*	*	*	*	*	*	*
	DRIP	212	212	212	212	212	212	212	212	212	212	212	212	212	212	212	212	212	212	212	212	212	212	212	212	212	212	212	212	212	212	212
J14	2.0ha VINES	*	*	*	*	*	*	*	*	*	*	*	*	*	*	*	*	*	*	*	*	*	*	*	*	*	*	*	*	*	*	*
	DRIP	90	90	90	90	90	90	90	90	90	90	90	90	90	90	90	90	90	90	90	90	90	90	90	90	90	90	90	90	90	90	90
J15	1.1ha VINES	*	*	*	*	*	*	*	*	*	*	*	*	*	*	*	*	*	*	*	*	*	*	*	*	*	*	*	*	*	*	*
	DRIP	49	49	49	49	49	49	49	49	49	49	49	49	49	49	49	49	49	49	49	49	49	49	49	49	49	49	49	49	49	49	49
J16	1.5ha VINES	*	*	*	*	*	*	*	*	*	*	*	*	*	*	*	*	*	*	*	*	*	*	*	*	*	*	*	*	*	*	*
	DRIP	67	67	67	67	67	67	67	67	67	67	67	67	67	67	67	67	67	67	67	67	67	67	67	67	67	67	67	67	67	67	67
J17	1.6ha VINES	*	*	*	*	*	*	*	*	*	*	*	*	*	*	*	*	*	*	*	*	*	*	*	*	*	*	*	*	*	*	*
	DRIP	72	72	72	72	72	72	72	72	72	72	72	72	72	72	72	72	72	72	72	72	72	72	72	72	72	72	72	72	72	72	72
J18	1.1ha VINES	*	*	*	*	*	*	*	*	*	*	*	*	*	*	*	*	*	*	*	*	*	*	*	*	*	*	*	*	*	*	*
	DRIP	49	49	49	49	49	49	49	49	49	49	49	49	49	49	49	49	49	49	49	49	49	49	49	49	49	49	49	49	49	49	49
J19	1.7ha VINES	*	*	*	*	*	*	*	*	*	*	*	*	*	*	*	*	*	*	*	*	*	*	*	*	*	*	*	*	*	*	*
	DRIP	76	76	76	76	76	76	76	76	76	76	76	76	76	76	76	76	76	76	76	76	76	76	76	76	76	76	76	76	76	76	76
J20	1.1ha VINES	*	*	*	*	*	*	*	*	*	*	*	*	*	*	*	*	*	*	*	*	*	*	*	*	*	*	*	*	*	*	*
	DRIP	49	49	49	49	49	49	49	49	49	49	49	49	49	49	49	49	49	49	49	49	49	49	49	49	49	49	49	49	49	49	49
J21	1.5ha VINES	*	*	*	*	*	*	*	*	*	*	*	*	*	*	*	*	*	*	*	*	*	*	*	*	*	*	*	*	*	*	*
	DRIP	67	67	67	67	67	67	67	67	67	67	67	67	67	67	67	67	67	67	67	67	67	67	67	67	67	67	67	67	67	67	67
J22	1.4ha VINES	*	*	*	*	*	*	*	*	*	*	*	*	*	*	*	*	*	*	*	*	*	*	*	*	*	*	*	*	*	*	*
	DRIP	63	63	63	63	63	63	63	63	63	63	63	63	63	63	63	63	63	63	63	63	63	63	63	63	63	63	63	63	63	63	63
J23	3.1ha VINES	*	*	*	*	*	*	*	*	*	*	*	*	*	*	*	*	*	*	*	*	*	*	*	*	*	*	*	*	*	*	*
	DRIP	140	140	140	140	140	140	140	140	140	140	140	140	140	140	140	140	140	140	140	140	140	140	140	140	140	140	140	140	140	140	140
J24	2.4ha VINES	*	*	*	*	*	*	*	*	*	*	*	*	*	*	*	*	*	*	*	*	*	*	*	*	*	*	*	*	*	*	*
	DRIP	108	108	108	108	108	108	108	108	108	108	108	108	108	108	108	108	108	108	108	108	108	108	108	108	108	108	108	108	108	108	108
J25	3.2ha VINES	*	*	*	*	*	*	*	*	*	*	*	*	*	*	*	*	*	*	*	*	*	*	*	*	*	*	*	*	*	*	*
	DRIP	144	144	144	144	144	144	144	144	144	144	144	144	144	144	144	144	144	144	144	144	144	144	144	144	144	144	144	144	144	144	144
J26	2.6ha VINES	*	*	*	*	*	*	*	*	*	*	*	*	*	*	*	*	*	*	*	*	*	*	*	*	*	*	*	*	*	*	*
	DRIP	117	117	117	117	117	117	117	117	117	117	117	117	117	117	117	117	117	117	117	117	117	117	117	117	117	117	117	117	117	117	117

IRRIGATION OCTOBER First entry = Hours Second entry = Cubic meters

	DATE	1	2	3	4	5	6	7	8	9	10	11	12	13	14	15	16	17	18	19	20	21	22	23	24	25	26	27	28	29	30	31
J27	1.5ha VINES	*	*	*	*	*	*	*	*	*	*	*	*	*	*	*	*	*	*	*	*	*	*	*	*	*	*	*	*	*	*	*
	DRIP	67	67	67	67	67	67	67	67	67	67	67	67	67	67	67	67	67	67	67	67	67	67	67	67	67	67	67	67	67	67	67
J28	2.3ha VINES	*	*	*	*	*	*	*	*	*	*	*	*	*	*	*	*	*	*	*	*	*	*	*	*	*	*	*	*	*	*	*
	DRIP	104	104	104	104	104	104	104	104	104	104	104	104	104	104	104	104	104	104	104	104	104	104	104	104	104	104	104	104	104	104	104
J29	0.6ha VINES	*	*	*	*	*	*	*	*	*	*	*	*	*	*	*	*	*	*	*	*	*	*	*	*	*	*	*	*	*	*	*
	DRIP	27	27	27	27	27	27	27	27	27	27	27	27	27	27	27	27	27	27	27	27	27	27	27	27	27	27	27	27	27	27	27
J30	0.9ha VINES	*	*	*	*	*	*	*	*	*	*	*	*	*	*	*	*	*	*	*	*	*	*	*	*	*	*	*	*	*	*	*
	DRIP	40	40	40	40	40	40	40	40	40	40	40	40	40	40	40	40	40	40	40	40	40	40	40	40	40	40	40	40	40	40	40
J31	1.6ha VINES	*	*	*	*	*	*	*	*	*	*	*	*	*	*	*	*	*	*	*	*	*	*	*	*	*	*	*	*	*	*	*
	DRIP	72	72	72	72	72	72	72	72	72	72	72	72	72	72	72	72	72	72	72	72	72	72	72	72	72	72	72	72	72	72	72
J32	2.9ha VINES	*	*	*	*	*	*	*	*	*	*	*	*	*	*	*	*	*	*	*	*	*	*	*	*	*	*	*	*	*	*	*
	DRIP	131	131	131	131	131	131	131	131	131	131	131	131	131	131	131	131	131	131	131	131	131	131	131	131	131	131	131	131	131	131	131
J33	2.3ha VINES	*	*	*	*	*	*	*	*	*	*	*	*	*	*	*	*	*	*	*	*	*	*	*	*	*	*	*	*	*	*	*
	DRIP	104	104	104	104	104	104	104	104	104	104	104	104	104	104	104	104	104	104	104	104	104	104	104	104	104	104	104	104	104	104	104
J34	1.1ha GRAZING	*	*	*	*	*	*	*	*	*	*	*	*	*	*	*	*	*	*	*	*	*	*	*	*	*	*	*	*	*	*	*
	SPRINKLER	*	*	*	*	*	*	*	*	*	*	*	*	*	*	*	*	*	*	*	*	*	*	*	*	*	*	*	*	*	*	*
J35	1.3ha VINES	*	*	*	*	*	*	*	*	*	*	*	*	*	*	*	*	*	*	*	*	*	*	*	*	*	*	*	*	*	*	*
	DRIP	58	58	58	58	58	58	58	58	58	58	58	58	58	58	58	58	58	58	58	58	58	58	58	58	58	58	58	58	58	58	58
J36	0.6ha VINES	*	*	*	*	*	*	*	*	*	*	*	*	*	*	*	*	*	*	*	*	*	*	*	*	*	*	*	*	*	*	*
	DRIP	27	27	27	27	27	27	27	27	27	27	27	27	27	27	27	27	27	27	27	27	27	27	27	27	27	27	27	27	27	27	27
J37	2.5ha PEACHES	*	*	*	*	*	*	*	*	*	*	*	*	*	*	*	*	*	*	*	*	*	*	*	*	*	*	*	*	*	*	*
	DRIP	125	125	125	125	125	125	125	125	125	125	125	125	125	125	125	125	125	125	125	125	125	125	125	125	125	125	125	125	125	125	125
J38	1.7ha VINES	*	*	*	*	*	*	*	*	*	*	*	*	*	*	*	*	*	*	*	*	*	*	*	*	*	*	*	*	*	*	*
	DRIP	76	76	76	76	76	76	76	76	76	76	76	76	76	76	76	76	76	76	76	76	76	76	76	76	76	76	76	76	76	76	76
J39	1.0ha VINES	*	*	*	*	*	*	*	*	*	*	*	*	*	*	*	*	*	*	*	*	*	*	*	*	*	*	*	*	*	*	*
	DRIP	45	45	45	45	45	45	45	45	45	45	45	45	45	45	45	45	45	45	45	45	45	45	45	45	45	45	45	45	45	45	45
J40	1.2ha VINES	*	*	*	*	*	*	*	*	*	*	*	*	*	*	*	*	*	*	*	*	*	*	*	*	*	*	*	*	*	*	*
	DRIP	54	54	54	54	54	54	54	54	54	54	54	54	54	54	54	54	54	54	54	54	54	54	54	54	54	54	54	54	54	54	54
J41	2.0ha PEACHES	*	*	*	*	*	*	*	*	*	*	*	*	*	*	*	*	*	*	*	*	*	*	*	*	*	*	*	*	*	*	*
	DRIP	100	100	100	100	100	100	100	100	100	100	100	100	100	100	100	100	100	100	100	100	100	100	100	100	100	100	100	100	100	100	100
J42	1.0ha PEACHES	*	*	*	*	*	*	*	*	*	*	*	*	*	*	*	*	*	*	*	*	*	*	*	*	*	*	*	*	*	*	*
	DRIP	50	50	50	50	50	50	50	50	50	50	50	50	50	50	50	50	50	50	50	50	50	50	50	50	50	50	50	50	50	50	50
J43	2.2ha PEACHES	*	*	*	*	*	*	*	*	*	*	*	*	*	*	*	*	*	*	*	*	*	*	*	*	*	*	*	*	*	*	*
	DRIP	110	110	110	110	110	110	110	110	110	110	110	110	110	110	110	110	110	110	110	110	110	110	110	110	110	110	110	110	110	110	110
J44	2.3ha VINES	*	*	*	*	*	*	*	*	*	*	*	*	*	*	*	*	*	*	*	*	*	*	*	*	*	*	*	*	*	*	*
	DRIP	104	104	104	104	104	104	104	104	104	104	104	104	104	104	104	104	104	104	104	104	104	104	104	104	104	104	104	104	104	104	104
J45	2.6ha VINES	*	*	*	*	*	*	*	*	*	*	*	*	*	*	*	*	*	*	*	*	*	*	*	*	*	*	*	*	*	*	*
	DRIP	117	117	117	117	117	117	117	117	117	117	117	117	117	117	117	117	117	117	117	117	117	117	117	117	117	117	117	117	117	117	117
J46	3.8ha VINES	*	*	*	*	*	*	*	*	*	*	*	*	*	*	*	*	*	*	*	*	*	*	*	*	*	*	*	*	*	*	*
	DRIP	171	171	171	171	171	171	171	171	171	171	171	171	171	171	171	171	171	171	171	171	171	171	171	171	171	171	171	171	171	171	171
J47	1.5ha VINES	*	*	*	*	*	*	*	*	*	*	*	*	*	*	*	*	*	*	*	*	*	*	*	*	*	*	*	*	*	*	*
	DRIP	67	67	67	67	67	67	67	67	67	67	67	67	67	67	67	67	67	67	67	67	67	67	67	67	67	67	67	67	67	67	67
J48	2.3ha VINES	*	*	*	*	*	*	*	*	*	*	*	*	*	*	*	*	*	*	*	*	*	*	*	*	*	*	*	*	*	*	*
	DRIP	104	104	104	104	104	104	104	104	104	104	104	104	104	104	104	104	104	104	104	104	104	104	104	104	104	104	104	104	104	104	104
J49	1.4ha APRICOT	*	*	*	*	*	*	*	*	*	*	*	*	*	*	*	*	*	*	*	*	*	*	*	*	*	*	*	*	*	*	*
	DRIP	70	70	70	70	70	70	70	70	70	70	70	70	70	70	70	70	70	70	70	70	70	70	70	70	70	70	70	70	70	70	70
J50	1.1ha VINES	*	*	*	*	*	*	*	*	*	*	*	*	*	*	*	*	*	*	*	*	*	*	*	*	*	*	*	*	*	*	*
	DRIP	49	49	49	49	49	49	49	49	49	49	49	49	49	49	49	49	49	49	49	49	49	49	49	49	49	49	49	49	49	49	49
J51	2.0ha VINES	*	*	*	*	*	*	*	*	*	*	*	*	*	*	*	*	*	*	*	*	*	*	*	*	*	*	*	*	*	*	*
	DRIP	90	90	90	90	90	90	90	90	90	90	90	90	90	90	90	90	90	90	90	90	90	90	90	90	90	90	90	90	90	90	90
J52	4.8ha VINES	*	*	*	*	*	*	*	*	*	*	*	*	*	*	*	*	*	*	*	*	*	*	*	*	*	*	*	*	*	*	*
	DRIP	216	216	216	216	216	216	216	216	216	216	216	216	216	216	216	216	216	216	216	216	216	216	216	216	216	216	216	216	216	216	216
J53	0.8ha VINES	*	*	*	*	*	*	*	*	*	*	*	*	*	*	*	*	*	*	*	*	*	*	*	*	*	*	*	*	*	*	*
	DRIP	36	36	36	36	36	36	36	36	36	36	36	36	36	36	36	36	36	36	36	36	36	36	36	36	36	36	36	36	36	36	36
J54	3.2ha FALLOW	*	*	*	*	*	*	*	*	*	*	*	*	*	*	*	*	*	*	*	*	*	*	*	*	*	*	*	*	*	*	*
		*	*	*	*	*	*	*	*	*	*	*	*	*	*	*	*	*	*	*	*	*	*	*	*	*	*	*	*	*	*	*

IRRIGATION OCTOBER First entry = Hours Second entry = Cubic meters

	DATE	1	2	3	4	5	6	7	8	9	10	11	12	13	14	15	16	17	18	19	20	21	22	23	24	25	26	27	28	29	30	31
J55	0.3ha VINES	*	*	*	*	*	*	*	*	*	*	*	*	*	*	*	*	*	*	*	*	*	*	*	*	*	*	*	*	*	*	*
	DRIP	36	36	36	36	36	36	36	36	36	36	36	36	36	36	36	36	36	36	36	36	36	36	36	36	36	36	36	36	36	36	36
J56	2.4ha VINES	*	*	*	*	*	*	*	*	*	*	*	*	*	*	*	*	*	*	*	*	*	*	*	*	*	*	*	*	*	*	*
	DRIP	108	108	108	108	108	108	108	108	108	108	108	108	108	108	108	108	108	108	108	108	108	108	108	108	108	108	108	108	108	108	108
J57	2.6ha VINES	*	*	*	*	*	*	*	*	*	*	*	*	*	*	*	*	*	*	*	*	*	*	*	*	*	*	*	*	*	*	*
	DRIP	117	117	117	117	117	117	117	117	117	117	117	117	117	117	117	117	117	117	117	117	117	117	117	117	117	117	117	117	117	117	117
	SUB.TOT.IRRI.	4324	4324	4324	4324	4324	4324	4324	4324	4324	4324	4324	4324	4324	4324	4324	4324	4324	4324	4324	4324	4324	4324	4324	4324	4324	4324	4324	4324	4324	4324	4324
	TOT. IRRI.	4976	4976	4976	4976	4976	4976	4976	4976	4976	4976	4976	4976	4976	4976	4976	4976	4976	4976	4976	4976	4976	4976	4976	4976	4976	4976	4976	4976	4976	4976	4976
M1	2.0ha VINES							11	11							11	11							11	11							11
	DRIP							*	*							*	*							*	*							*
M2	0.8ha APRICOT							7	7							7	7							7	7							7
	FLOOD							*	*							*	*							*	*							*
M3	0.9ha VINES					10							10							10							10					
	DRIP					*							*							*							*					
M4	2.7ha VINES	11						11	11	11						11	11	11						11	11	11						11
	DRIP	*						*	*	*						*	*	*						*	*	*						*
M5	0.3ha GRAZING													3														3				
	FLOOD													*														*				
M6	0.7ha VINES				11						11						11						11						11			
	DRIP				*						*						*						*						*			
M7	1.7ha APRICOT		11						11						11						11						11					
	FLOOD		*						*						*						*						*					
M8	1.4ha PEACHES															4														4		
	FLOOD															*														*		
M9	1.4ha VINES											11											11									
	DRIP											*											*									
M10	1.0ha VINES			10							10							10							10							10
	DRIP			*							*							*							*							*
M11	1.0ha VINES						10										10										10					
	DRIP						*										*										*					
M12	1.6ha PEACHES														9														9			
	FLOOD														*														*			
M13	2.4ha PEACHES														12														12			
	FLOOD														*														*			
	TOT. IRRI.	0	0	0	0	0	0	0	0	0	0	0	0	0	0	0	0	0	0	0	0	0	0	0	0	0	0	0	0	0	0	0
01	0.6ha VINES		4							4							4							4							4	
	SPRINKLER		*							*							*							*							*	
02	1.7ha TOMATOE																															
	DRIP																															
03	0.5ha VINES	4.5							4.5							4.5							4.5							4.5		
	SPRINKLER	*							*							*							*							*		
04	1.4ha VINES					6						10						6						10						6		
	DRIP					*						*						*						*						*		
05	1.0ha VINES														8														8			
	DRIP														*														*			
06	1.2ha VINES														8														8			
	DRIP														*														*			
07	1.0ha VINES														8														8			
	DRIP														*														*			
08	0.9ha APRICOT		4.5							4.5							4.5							4.5							4.5	
	SPRINKLER		*							*							*							*							*	
09	0.3ha VINES		4.5							4.5							4.5							4.5							4.5	

IRRIGATION OCTOBER First entry = Hours Second entry = Cubic meters

	DATE	1	2	3	4	5	6	7	8	9	10	11	12	13	14	15	16	17	18	19	20	21	22	23	24	25	26	27	28	29	30	31
	SPRINKLER		*							*							*							*							*	
010	0.4ha VINES														6.5														6.5			
	DRIP														*														*			
011	2.21ha VINES					6						10						6						10						6		
	DRIP					*						*						*						*						*		
012	2.5ha VINES					6						10						6						10						6		
	DRIP					*						*						*						*						*		
013	2.0ha VINES		6						10		5					6						10		5					6			
	DRIP		*						*		*					*						*		*					*			
014	2.4ha VINES		6						10		5					6						10		5					6			
	DRIP		*						*		*					*						*		*					*			
015	0.4ha VINES														6														6			
	DRIP														*														*			
016	0.8ha TOMATOE																															
	DRIP																															
017	0.4ha VINES		6						10		5					6						10		5					6			
	DRIP		*						*		*					*						*		*					*			
018	0.7ha APRICOT							4.5							4.5						4.5							4.5				
	SPRINKLER							*							*						*							*				
019	0.7ha TOMATOE																															
	DRIP																															
020	0.7ha VINES		6						10		5					6						10		5					6			
	DRIP		*						*		*					*						*		*					*			
	TOT. IRRI.	0	0	0	0	0	0	0	0	0	0	0	0	0	0	0	0	0	0	0	0	0	0	0	0	0	0	0	0	0	0	0
Q1	0.7ha VINES			12			12			12			12			12			12			12			12			12			12	
	DRIP			*			*			*			*			*			*			*			*			*			*	
Q2	1.3ha VINES			12			12			12			12			12			12			12			12			12			12	
	DRIP			*			*			*			*			*			*			*			*			*			*	
Q3	1.0ha VINES			12			12			12			12			12			12			12			12			12			12	
	DRIP			*			*			*			*			*			*			*			*			*			*	
Q4	2.8ha VINES			12			12			12			12			12			12			12			12			12			12	
	DRIP			*			*			*			*			*			*			*			*			*			*	
Q5	1.2ha VINES			12			12			12			12			12			12			12			12			12			12	
	DRIP			*			*			*			*			*			*			*			*			*			*	
Q6	1.5ha VINES			12			12			12			12			12			12			12			12			12			12	
	DRIP			*			*			*			*			*			*			*			*			*			*	
Q7	0.6ha VINES		12			12			12			12			12			12			12			12			12			12	
	DRIP		*			*			*			*			*			*			*			*			*			*	
Q8	2.4ha VINES		12			12			12			12			12			12			12			12			12			12	
	DRIP		*			*			*			*			*			*			*			*			*			*	
Q9	1.2ha APRICOT		12			12			12			12			12			12			12			12			12			12	
	MICRO		*			*			*			*			*			*			*			*			*			*	
Q10	1.6ha VINES			12			12			12			12			12			12			12			12			12			12	
	DRIP			*			*			*			*			*			*			*			*			*			*	
Q11	1.2ha VINES			12			12			12			12			12			12			12			12			12			12	
	DRIP			*			*			*			*			*			*			*			*			*			*	
Q12	1.6ha VINES			12			12			12			12			12			12			12			12			12			12	
	DRIP			*			*			*			*			*			*			*			*			*			*	
Q13	2.2ha VINES	12			12			12			12			12			12			12			12			12			12			
	DRIP	*			*			*			*			*			*			*			*			*			*			
Q14	2.0ha VINES	12			12			12			12			12			12			12			12			12			12			
	DRIP	*			*			*			*			*			*			*			*			*			*			
Q15	2.5ha APRICOT	12			12			12			12			12			12			12			12			12			12			
	MICRO	*			*			*			*			*			*			*			*			*			*			

IRRIGATION OCTOBER First entry = Hours Second entry = Cubic meters

	DATE	1	2	3	4	5	6	7	8	9	10	11	12	13	14	15	16	17	18	19	20	21	22	23	24	25	26	27	28	29	30	31
Q16	2.0ha APRICOT			12			12			12			12			12			12			12			12			12			12	
	MICRO			*			*			*			*			*			*			*			*			*			*	
Q17	2.3ha APRICOT			12			12			12			12			12			12			12			12			12			12	
	MICRO			*			*			*			*			*			*			*			*			*			*	
Q18	3.4ha VINES		24			24			24			24			24			24			24			24			24			24		
	DRIP		*			*			*			*			*			*			*			*			*			*		
Q19	2.0ha TOMATOE																															
	DRIP																															
Q20	0.8ha APRICOT		8			8			8			8			8			8			8			8			8			8		
	DRIP		*			*			*			*			*			*			*			*			*			*		
Q21	1.2ha APRICOT		8			8			8			8			8			8			8			8			8			8		
	DRIP		*			*			*			*			*			*			*			*			*			*		
Q22	0.3ha VINES		8			8			8			8			8			8			8			8			8			8		
	DRIP		*			*			*			*			*			*			*			*			*			*		
Q23	1.2ha VINES		8			8			8			8			8			8			8			8			8			8		
	DRIP		*			*			*			*			*			*			*			*			*			*		
Q24	1.5ha VINES		8			8			8			8			8			8			8			8			8			8		
	DRIP		*			*			*			*			*			*			*			*			*			*		
Q25	1.9ha VINES		8			8			8			8			8			8			8			8			8			8		
	DRIP		*			*			*			*			*			*			*			*			*			*		
Q26	1.3ha VINES		8			8			8			8			8			8			8			8			8			8		
	DRIP		*			*			*			*			*			*			*			*			*			*		
Q27	1.5ha TOMATOE																															
	DRIP																															
Q28	0.9ha VINES			8			8			8			8			8			8			8			8			8			8	
	DRIP			*			*			*			*			*			*			*			*			*			*	
Q29	1.1ha VINES			8			8			8			8			8			8			8			8			8			8	
	DRIP			*			*			*			*			*			*			*			*			*			*	
Q30	1.9ha VINES			8			8			8			8			8			8			8			8			8			8	
	DRIP			*			*			*			*			*			*			*			*			*			*	
Q31	2.9ha VINES			8			8			8			8			8			8			8			8			8			8	
	DRIP			*			*			*			*			*			*			*			*			*			*	
Q32	2.3ha VINES	8			8			8			8			8			8			8			8			8			8			8
	DRIP	*			*			*			*			*			*			*			*			*			*			*
Q33	1.3ha APRICOT				*					*					*					*					*						*	
	DRIP				300					300					300					300					300						300	
Q34	0.3ha VINES																															
	DRIP																															
Q35	2.8ha VINES					*					*					*						*					*					*	
	DRIP					600					600					600						600					600					600	
Q36	1.9ha APRICOT		*					*					*						*					*					*			
	DRIP		350					350					350						350					350					350			
Q37	1.3ha VINES				*					*					*					*					*						*	
	DRIP				300					300					300					300					300						300	
Q38	1.7ha APRICOT	*					*					*					*						*					*					*
	DRIP	350					350					350					350						350					350					350
Q39	0.8ha APRICOT	*					*					*					*						*					*					*
	DRIP	250					250					250					250						250					250					250
Q40	0.9ha APRICOT	*					*					*					*						*					*					*
	DRIP	250					250					250					250						250					250					250
Q41	1.0ha GRAZING		*					*					*						*					*					*			
	SPRINKLER		100					100					100						100					100					100			
Q42	1.6ha VINES			*					*					*						*					*						*	
	DRIP			300					300					300						300					300						300	
Q43	1.7ha VINES		*	*				*	*				*	*					*	*				*	*				*	*		
	DRIP		150	300				150	300				150	300					150	300				150	300				150	300		

IRRIGATION OCTOBER First entry = Hours Second entry = Cubic meters

	DATE	1	2	3	4	5	6	7	8	9	10	11	12	13	14	15	16	17	18	19	20	21	22	23	24	25	26	27	28	29	30	31
	TOT. IRRI.	850	600	600	600	600	850	600	600	600	600	850	600	600	600	600	850	600	600	600	600	850	600	600	600	600	850	600	600	600	600	850
R1	1.9ha VINES																													12		
	DRIP																													*		
R2	2.4ha PEACHES	12		12		12	12																								12	
	DRIP	*		*		*	*																								*	
R3	1.6ha PEACHES		12		12			12																								12
	DRIP		*		*			*																								*
R4	2.7ha VINES								12				12								12											
	DRIP								*				*								*											
R5	1.9ha PEACHES													6								12										
	DRIP													*								*										
R6	2.1ha VINES														12								12									
	DRIP														*								*									
R7	3.0ha VINES																12	12						12								
	DRIP																*	*						*								
R8	2.9ha VINES											12													12							
	DRIP											*													*							
R9	1.5ha TOMATOE			12		12																				24						
	DRIP			*		*																				*						
R10	3.5ha TOMATOE																		24								24					
	DRIP																		*								*					
R11	3.5ha VINES																											24				
	DRIP																											*				
R12	2.3ha PEACHES																															
	DRIP																															
R13	2.0ha VINES																												12			
	DRIP																												*			
R14	1.9ha PEACHES																													12		
	MICRO																													*		
R15	2.9ha VINES																														12	
	FLOOD																														*	
R16	3.5ha VINES	12		12			12	12																								12
	DRIP	*		*			*	*																								*
R17	3.5ha VINES		12		12				12																							
	DRIP		*		*				*																							
R18	5.7ha LUCERNE									12			12								12											
	SPRINKLER									*			*								*											
R19	1.4ha TOMATOE													6								12										
	DRIP													*								*										
R20	1.9ha PEACHES														12								12									
	DRIP														*								*									
R21	2.1ha VINES																12	12						12								
	DRIP																*	*						*								
R22	1.1ha VINES											12													12							
	DRIP											*													*							
R23	1.8ha PEACHES																															
	DRIP																															
R24	1.6ha VINES			12		12													24													
	DRIP			*		*													*													
R25	2.1ha GRAZING		12																							24						
	SPRINKLER		*																							*						
R26	2.2ha LUCERNE																										24					
	SPRINKLER																										*					
R27	1.4ha LUCERNE																											24	12			

IRRIGATION OCTOBER First entry = Hours Second entry = Cubic meters

	DATE	1	2	3	4	5	6	7	8	9	10	11	12	13	14	15	16	17	18	19	20	21	22	23	24	25	26	27	28	29	30	31
	SPRINKLER																											*	*			
R28	1.1ha APRICOT																12	12												12		
	DRIP																*	*												*		
R29	2.6ha VINES																														12	
	DRIP																														*	
R30	2.2ha VINES	12					12	12								24																12
	DRIP	*					*	*								*																*
R31	1.1ha VINES			12		12			12			12																				
	DRIP			*		*			*			*																				
R32	2.0ha APRICOT																															
	SPRINKLER																															
	TOT. IRRI.	0	0	0	0	0	0	0	0	0	0	0	0	0	0	0	0	0	0	0	0	0	0	0	0	0	0	0	0	0	0	0
S1	3.7ha VINES							10																					10			
	SPRINKLER							2775																					2775			
S2	3.6ha VINES							10							10							10							10			
	MICRO							1368							1368							1368							1368			
S3	3.6ha VINES								10																					10		
	SPRINKLER								2700																					2700		
S4	4.3ha VINES									10																					10	
	SPRINKLER									3225																					3225	
S5	2.3ha VINES	10							10							10							10							10		
	MICRO	874							874							874							874							874		
S6	4.7ha VINES		10							10							10							10							10	
	MICRO		1786							1786							1786							1786							1786	
S7	6.0ha VINES			10							10							10							10							10
	MICRO			2280							2280							2280							2280							2280
S8	3.1ha VINES				10							10							10							10						
	MICRO				1178							1178							1178							1178						
S9	3.5ha VINES										10																					10
	SPRINKLER										2625																					2625
S10	4.1ha VINES											10																				
	SPRINKLER											3075																				
S11	2.5ha VINES												10																			
	SPRINKLER												1875																			
S12	1.4ha PEACHES					10							10							10							10					
	MICRO					1050							1050							1050							1050					
S13	3.4ha VINES													10																		
	SPRINKLER													2550																		
S14	4.6ha VINES														10																	
	SPRINKLER														3450																	
S15	3.2ha VINES															10																
	SPRINKLER															2400																
S16	1.6ha VINES								14	14	14																			14	14	14
	FLOOD								*	*	*																			*	*	*
S17	1.3ha VINES					14	14	14																			14	14	14			
	FLOOD					*	*	*																			*	*	*			
S18	2.8ha VINES																10															
	SPRINKLER																2100															
S19	1.3ha VINES																	10														
	SPRINKLER																	975														
S20	5.4ha VINES																		10													
	SPRINKLER																		4050													
	TOT. IRRI.	874	1786	2280	1178	1050	0	4143	3574	5011	4905	4253	2925	2550	4818	3274	3886	3255	5228	1050	0	1368	874	1786	2280	1178	1050	0	4143	3574	5011	4905

IRRIGATION OCTOBER First entry = Hours Second entry = Cubic meters

	DATE	1	2	3	4	5	6	7	8	9	10	11	12	13	14	15	16	17	18	19	20	21	22	23	24	25	26	27	28	29	30	31
U1	1.8ha VINES				6	6	6												6	6	6											
	DRIP				30	30	30												30	30	30											
U2	2.8ha LUCERNE	8												8	8	8												8	8	8		
	SPRINKLER	466												466	466	466												466	466	466		
U3	4.5ha VINES										8	8	8	8	8																	
	SPRINKLER										450	450	450	450	450																	
U4	4.4ha LUCERNE								6	6	6	6											6	6	6	6						
	SPRINKLER								413	413	413	413											413	413	413	413						
U5	3.7ha VINES	6	6	6										6	6	6	6	6										6	6	6	6	6
	DRIP	36	36	36										36	36	36	36	36										36	36	36	36	36
U6	0.8ha VINES										8																					
	SPRINKLER										400																					
U7	4.1ha VINES	6	6	6										6	6	6	6	6										6	6	6	6	6
	DRIP	41	41	41										41	41	41	41	41										41	41	41	41	41
U8	3.0ha VINES	6	6	6										6	6	6	6	6										6	6	6	6	6
	DRIP	30	30	30										30	30	30	30	30										30	30	30	30	30
U9	1.6ha VINES						8	8	8																			8	8	8		
	SPRINKLER						267	267	267																			267	267	267		
U10	3.0ha VINES		8	8	8																			8	8	8						
	SPRINKLER		501	501	501																			501	501	501						
U11	1.7ha VINES				8	8	8																			8	8	8				
	SPRINKLER				283	283	283																			283	283	283				
U12	0.6ha TOMATOE						6	6	6					6	6	6					6	6	6					6	6	6		
	SPRINKLER						76	76	76					76	76	76					76	76	76					76	76	76		
U13	0.2ha GRAZING						6														6											
	SPRINKLER						78														78											
U14	0.2ha GRAZING						6														6											
	SPRINKLER						78														78											
U15	0.2ha GRAZING						6														6											
	SPRINKLER						78														78											
U16	0.1ha GRAZING						6														6											
	SPRINKLER						36														36											
U17	0.6ha GRAZING				6	6	6						6	6	6						6	6	6			6	6	6				
	SPRINKLER				76	76	76						76	76	76						76	76	76			76	76	76				
U18	0.7ha GRAZING				6	6	6						6	6	6						6	6	6			6	6	6				
	SPRINKLER				88	88	88						88	88	88						88	88	88			88	88	88				
U19	0.7ha GRAZING				6	6	6						6	6	6						6	6	6			6	6	6				
	SPRINKLER				88	88	88						88	88	88						88	88	88			88	88	88				
U20	0.1ha GRAZING																															
	SPRINKLER																															
U21	0.2ha GRAZING										7	7	7											7	7	7						
	SPRINKLER										30	30	30											30	30	30						
U22	0.1ha GRAZING					7	7	7									7	7	7							7	7	7				
	SPRINKLER					14	14	14									14	14	14							14	14	14				
U23	0.2ha GRAZING					7	7	7									7	7	7							7	7	7				
	SPRINKLER					30	30	30									30	30	30							30	30	30				
U24	1.0ha GRAZING	7	7	7									7	7	7										7	7	7					
	SPRINKLER	147	147	147									147	147	147										147	147	147					
U25	1.7ha GRAZING										7	7	7																			
	SPRINKLER										247	247	247																			
U26	1.4ha GRAZING												7	7	7										7	7	7					
	SPRINKLER												205	205	205										205	205	205					
U27	0.7ha GRAZING				7	7	7										7	7	7										7	7	7	
	SPRINKLER				103	103	103										103	103	103										103	103	103	
U28	0.5ha GRAZING				7	7	7														7	7	7									

IRRIGATION OCTOBER First entry = Hours Second entry = Cubic meters

	DATE	1	2	3	4	5	6	7	8	9	10	11	12	13	14	15	16	17	18	19	20	21	22	23	24	25	26	27	28	29	30	31
	SPRINKLER				72	72	72														72	72	72									
U29	0.8ha GRAZING												7	7	7												7	7	7			
	SPRINKLER												117	117	117												117	117	117			
U30	0.6ha GRAZING												7	7	7										7	7	7					
	SPRINKLER												72	72	72										72	72	72					
U31	1.0ha GRAZING		7	7	7										7	7	7								7	7	7					
	SPRINKLER		147	147	147										147	147	147								147	147	147					
U32	0.9ha GRAZING								7	7	7												7	7	7							
	SPRINKLER								131	131	131												131	131	131							
U33	2.2ha GRAZING			7	7	7										7	7	7										7	7	7		
	SPRINKLER			232	232	232										232	232	232										232	232	232		
U34	0.9ha GRAZING	7	7																7	7	7											
	SPRINKLER	131	131																131	131	131											
U35	1.1ha GRAZING								7	7	7												7	7	7							
	SPRINKLER								161	161	161												161	161	161							
U36	2.2ha GRAZING			7	7	7										7	7	7										7	7	7		
	SPRINKLER			322	322	322										322	322	322										322	322	322		
U37	1.3ha GRAZING	7	7																7	7	7											
	SPRINKLER	189	189																189	189	189											
U38	1.0ha GRAZING								7	7	7												7	7	7							
	SPRINKLER								147	147	147												147	147	147							
U39	0.7ha GRAZING								7	7	7												7	7	7							
	SPRINKLER								103	103	103												103	103	103							
U40	0.6ha GRAZING			7	7	7										7	7	7										7	7	7		
	SPRINKLER			72	72	72										72	72	72										72	72	72		
U41	1.7ha GRAZING						7	7	7									7	7	7									7	7	7	
	SPRINKLER						247	247	247									247	247	247									247	247	247	
U42	0.5ha GRAZING						7	7	7									7	7	7									7	7	7	
	SPRINKLER						72	72	72									72	72	72									72	72	72	
U43	1.6ha GRAZING								7	7	7												7	7	7							
	SPRINKLER								233	233	233												233	233	233							
U44	1.3ha GRAZING					7	7	7									7	7	7									7	7	7		
	SPRINKLER					189	189	189									189	189	189									189	189	189		
U45	1.4ha GRAZING								7	7	7												7	7	7							
	SPRINKLER								205	205	205												205	205	205							
U46	1.3ha GRAZING								7	7	7												7	7	7							
	SPRINKLER								189	189	189												189	189	189							
U47	1.4ha GRAZING								7	7	7												7	7	7							
	SPRINKLER								205	205	205												205	205	205							
U48	0.1ha GRAZING								7	7	7												7	7	7							
	SPRINKLER								14	14	14												14	14	14							
U49	1.8ha GRAZING					7	7	7									7	7	7									7	7	7		
	SPRINKLER					264	264	264									264	264	264									264	264	264		
U50	1.5ha GRAZING			7	7	7									7	7	7									7	7	7				
	SPRINKLER			219	219	219									219	219	219									219	219	219				
U51	0.7ha GRAZING									7	7	7											7	7	7							
	SPRINKLER									103	103	103											103	103	103							
U52	1.0ha GRAZING			7	7	7														7	7	7										
	SPRINKLER			147	147	147														147	147	147										
U53	1.2ha GRAZING									7	7	7											7	7	7							
	SPRINKLER									175	175	175											175	175	175							
U54	1.2ha GRAZING												7	7	7											7	7	7				
	SPRINKLER												175	175	175											175	175	175				
U55	2.9ha VINES								10	10	10					10	10	10														
	SPRINKLER								603	603	630					603	603	603														
U56	2.8ha VINES								10	10	10					10	10	10														

IRRIGATION OCTOBER First entry = Hours Second entry = Cubic meters

	DATE	1	2	3	4	5	6	7	8	9	10	11	12	13	14	15	16	17	18	19	20	21	22	23	24	25	26	27	28	29	30	31
	SPRINKLER								583	583	583					583	583	583														
U57	4.6ha VINES								10	10	10					10	10	10														
	SPRINKLER								960	960	960					960	960	960														
U58	3.3ha VINES								10	10	10					10	10	10														
	SPRINKLER								687	687	687					687	687	687														
U59	1.9ha VINES		8	8													8	8													8	8
	SPRINKLER		476	476													476	476													476	476
U60	8.7ha VINES	10	10	10	10	10	10																									
	SPRINKLER	907	907	907	907	907	907																									
U61	1.6ha VINES									8	8	8														8	8	8				
	SPRINKLER									267	267	267														267	267	267				
U62	7.7ha VINES																			8	8	8	8	8	8							
	SPRINKLER																			641	641	641	641	641	641							
U63	2.9ha VINES																		8													
	SPRINKLER																		1448													
U64	2.9ha VINES																	8														
	SPRINKLER																	1448														
	SUB.TOT.IRRI.	1040	1222	1528	2014	1599	1905	895	2244	1582	2709	1140	1520	1892	2039	1422	1216	1388	1005	669	1020	400	1982	2113	2684	2094	1267	2427	2270	2153	529	107
	TOTAL. IRRI.	1947	2605	3277	3287	3136	3076	1159	5296	5179	6333	1685	1695	2067	2433	4474	5008	6409	2717	1457	1808	1188	3120	3251	3822	2755	1928	3352	2534	2417	1005	583
V1	1.1ha TOMATOE	1	1	2	2	2			4	2	2	2	2	2				4	2	2	2	2	2	2	2	3	3	3	3	3	3	
	DRIP	*	*	*	*	*			*	*	*	*	*	*				*	*	*	*	*	*	*	*	*	*	*	*	*	*	
V2	1.9ha TOMATOE																				6	1	1	1	1	1		2		1	1	
	DRIP																				*	*	*	*	*	*		*		*	*	
V3	1.2ha VINES	2	2	2	2	2			2	2	2	2	2			2	2	2	2	2			2	2	2	2	2				2	2	2
	DRIP	*	*	*	*	*			*	*	*	*	*			*	*	*	*	*			*	*	*	*	*				*	*	*
V4	1.4ha VINES	2	2	2	2	2			2	2	2	2	2			2	2	2	2	2			2	2	2	2	2				2	2	2
	DRIP	*	*	*	*	*			*	*	*	*	*			*	*	*	*	*			*	*	*	*	*				*	*	*
V5	3.0ha GRAIN			4																	4								4			
	SPRINKLER			*																	*								*			
V6	1.1ha VINES	2	2	2	2	2			2	2	2	2	2			2	2	2	2	2			2	2	2	2	2				2	2	2
	DRIP	*	*	*	*	*			*	*	*	*	*			*	*	*	*	*			*	*	*	*	*				*	*	*
V7	5.7ha VINES	2	2	2	2	2			2	2	2	2	2			2	2	2	2	2			2	2	2	2	2				2	2	2
	DRIP	*	*	*	*	*			*	*	*	*	*			*	*	*	*	*			*	*	*	*	*				*	*	*
V8	3.8ha VINES	2	2	2	2	2			2	2	2	2	2			2	2	2	2	2			2	2	2	2	2				2	2	2
	DRIP	*	*	*	*	*			*	*	*	*	*			*	*	*	*	*			*	*	*	*	*				*	*	*
V9	1.8ha TOMATOE																															
	DRIP																															
V10	0.9ha VINES	2	2	2	2	2			2	2	2	2	2			2	2	2	2	2			2	2	2	2	2				2	2	2
	DRIP	*	*	*	*	*			*	*	*	*	*			*	*	*	*	*			*	*	*	*	*				*	*	*
V11	3.5ha VINES	2	2	2	2	2			2	2	2	2	2			2	2	2	2	2			2	2	2	2	2				2	2	2
	DRIP	*	*	*	*	*			*	*	*	*	*			*	*	*	*	*			*	*	*	*	*				*	*	*
V12	0.9ha TOMATOE	2	2	2	2	2	2	2	2	2	2	2	2	2	2	2	2	2	2	2	2	2	3	3	3	3	3	3	3	3	3	3
	DRIP	*	*	*	*	*	*	*	*	*	*	*	*	*	*	*	*	*	*	*	*	*	*	*	*	*	*	*	*	*	*	*
	TOTAL. IRRI.	0	0	0	0	0	0	0	0	0	0	0	0	0	0	0	0	0	0	0	0	0	0	0	0	0	0	0	0	0	0	0
W1	0.2ha GRAZING							*	*											*	*											*
	SPRINKLER							60	60											60	60											60
W2	0.2ha GRAZING							*	*											*	*											*
	SPRINKLER							60	60											60	60											60
W3	0.2ha GRAZING							*	*											*	*											*
	SPRINKLER							60	60											60	60											60
W4	0.2ha GRAZING							*	*											*	*											*
	SPRINKLER							60	60											60	60											60

IRRIGATION OCTOBER First entry = Hours Second entry = Cubic meters

	DATE	1	2	3	4	5	6	7	8	9	10	11	12	13	14	15	16	17	18	19	20	21	22	23	24	25	26	27	28	29	30	31
W5	0.2ha GRAZING							*	*											*	*											*
	SPRINKLER							60	60											60	60											60
W6	0.2ha GRAZING									*	*											*	*									
	SPRINKLER									60	60											60	60									
W7	0.2ha GRAZING									*	*											*	*									
	SPRINKLER									60	60											60	60									
W8	0.8ha GRAZING									*	*											*	*									
	SPRINKLER									210	210											210	210									
W9	0.2ha GRAZING											*	*											*	*							
	SPRINKLER											60	60											60	60							
W10	0.2ha GRAZING											*	*											*	*							
	SPRINKLER											60	60											60	60							
W11	0.3ha GRAZING											*	*											*	*							
	SPRINKLER											90	90											90	90							
W12	0.5ha GRAZING	*	*											*	*											*	*					
	SPRINKLER	150	150											150	150											150	150					
W13	0.5ha GRAZING	*	*											*	*											*	*					
	SPRINKLER	150	150											150	150											150	150					
W14	0.6ha GRAZING			*	*											*	*											*	*			
	SPRINKLER			180	180											180	180											180	180			
W15	0.1ha GRAZING			*	*											*	*											*	*			
	SPRINKLER			30	30											30	30											30	30			
W16	0.3ha GRAZING			*	*											*	*											*	*			
	SPRINKLER			90	90											90	90											90	90			
W17	0.5ha GRAZING					*	*											*	*											*	*	
	SPRINKLER					150	150											150	150											150	150	
W18	0.4ha GRAZING					*	*											*	*											*	*	
	SPRINKLER					120	120											120	120											120	120	
W19	0.1ha GRAZING					*	*											*	*											*	*	
	SPRINKLER					30	30											30	30											30	30	
W20	0.3ha GRAZING											*	*											*	*							
	SPRINKLER											90	90											90	90							
W21	1.0ha GRAZING	*	*									*	*									*	*									*
	SPRINKLER	250	250									250	250									250	250									250
W22	1.0ha GRAZING			*	*									*	*									*	*							
	SPRINKLER			250	250									250	250									250	250							
W23	0.8ha GRAZING					*	*									*	*									*	*					
	SPRINKLER					200	200									200	200									200	200					
W24	1.2ha GRAZING							*	*									*	*									*	*			
	SPRINKLER							300	300									300	300									300	300			
W25	0.9ha GRAZING									*	*									*	*									*	*	
	SPRINKLER									225	225									225	225									225	225	
W26	1.1ha GRAZING							*	*											*	*											*
	SPRINKLER							330	330											330	330											330
W27	1.0ha GRAZING									*	*											*	*									
	SPRINKLER									300	300											300	300									
W28	0.5ha GRAZING											*												*								
	SPRINKLER											300												300								
W29	1.6ha GRAZING	*	*										*	*	*										*	*	*					
	SPRINKLER	320	320										320	320	320										320	320	320					
W30	0.4ha GRAZING			*												*												*				
	SPRINKLER			240												240												240				
W31	0.6ha GRAZING				*												*												*			
	SPRINKLER				360												360												360			
W32	0.6ha GRAZING					*												*												*		
	SPRINKLER					360												360												360		

IRRIGATION OCTOBER First entry = Hours Second entry = Cubic meters

	DATE	1	2	3	4	5	6	7	8	9	10	11	12	13	14	15	16	17	18	19	20	21	22	23	24	25	26	27	28	29	30	31
W33	0.5ha GRAZING						*												*												*	
	SPRINKLER						300												300												300	
	TOT. IRRI.	870	870	790	910	860	800	930	930	795	795	850	870	870	870	740	860	960	900	855	855	820	820	850	870	820	820	840	960	885	825	880
X1	3.1ha NURSERY			6			6				6			6				6			6				6			6			6	
	SPRINKLER			*			*				*			*				*			*				*			*			*	
X2	1.1ha VINES	4	4	4	4	4	4	4	4	4	4	4	4	4	4	4	4	4	4	4	4	4	4	4	4	4	4	4	4	4	4	4
	DRIP	*	*	*	*	*	*	*	*	*	*	*	*	*	*	*	*	*	*	*	*	*	*	*	*	*	*	*	*	*	*	*
X3	3.5ha VINES	4	4	4	4	4	4	4	4	4	4	4	4	4	4	4	4	4	4	4	4	4	4	4	4	4	4	4	4	4	4	4
	DRIP	*	*	*	*	*	*	*	*	*	*	*	*	*	*	*	*	*	*	*	*	*	*	*	*	*	*	*	*	*	*	*
X4	3.6ha VINES	4	4	4	4	4	4	4	4	4	4	4	4	4	4	4	4	4	4	4	4	4	4	4	4	4	4	4	4	4	4	4
	DRIP	*	*	*	*	*	*	*	*	*	*	*	*	*	*	*	*	*	*	*	*	*	*	*	*	*	*	*	*	*	*	*
X5	3.5ha APRICOT	4	4	4	4	4	4	4	4	4	4	7	7	4	7	7	7	4	7	7	4	4	7	7	4	7	7	4	7	7	4	7
	DRIP	*	*	*	*	*	*	*	*	*	*	*	*	*	*	*	*	*	*	*	*	*	*	*	*	*	*	*	*	*	*	*
X6	0.9ha VINES	4	4	4	4	4	4	4	4	4	4	4	4	4	4	4	4	4	4	4	4	4	4	4	4	4	4	4	4	4	4	4
	DRIP	*	*	*	*	*	*	*	*	*	*	*	*	*	*	*	*	*	*	*	*	*	*	*	*	*	*	*	*	*	*	*
X7	1.1ha VINES	4	4	4	4	4	4	4	4	4	4	4	4	4	4	4	4	4	4	4	4	4	4	4	4	4	4	4	4	4	4	4
	DRIP	*	*	*	*	*	*	*	*	*	*	*	*	*	*	*	*	*	*	*	*	*	*	*	*	*	*	*	*	*	*	*
X8	2.2ha VINES	4	4	4	4	4	4	4	4	4	4	4	4	4	4	4	4	4	4	4	4	4	4	4	4	4	4	4	4	4	4	4
	DRIP	*	*	*	*	*	*	*	*	*	*	*	*	*	*	*	*	*	*	*	*	*	*	*	*	*	*	*	*	*	*	*
X9	1.1ha VINES	4	4	4	4	4	4	4	4	4	4	4	4	4	4	4	4	4	4	4	4	4	4	4	4	4	4	4	4	4	4	4
	DRIP	*	*	*	*	*	*	*	*	*	*	*	*	*	*	*	*	*	*	*	*	*	*	*	*	*	*	*	*	*	*	*
X10	2.5ha VINES	4	4	4	4	4	4	4	4	4	4	4	4	4	4	4	4	4	4	4	4	4	4	4	4	4	4	4	4	4	4	4
	DRIP	*	*	*	*	*	*	*	*	*	*	*	*	*	*	*	*	*	*	*	*	*	*	*	*	*	*	*	*	*	*	*
X11	2.9ha VINES	4	4	4	4	4	4	4	4	4	4	4	4	4	4	4	4	4	4	4	4	4	4	4	4	4	4	4	4	4	4	4
	DRIP	*	*	*	*	*	*	*	*	*	*	*	*	*	*	*	*	*	*	*	*	*	*	*	*	*	*	*	*	*	*	*
	TOT. IRRI.	0	0	0	0	0	0	0	0	0	0	0	0	0	0	0	0	0	0	0	0	0	0	0	0	0	0	0	0	0	0	0
Y1	2.0ha VINES		8				10				10			8			8				10				10			8			8	
	DRIP		*				*				*			*			*				*				*			*			*	
Y2	1.8ha VINES		8				10				10			8			8				10				10			8			8	
	DRIP		*				*				*			*			*				*				*			*			*	
Y3	2.1ha VINES	5				5				5				5				5				5				5				5		
	DRIP	*				*				*				*				*				*				*				*		
Y4	1.9ha VINES				5						5							5						5							5	
	DRIP				*						*							*						*							*	
Y5	0.5ha GRAZING								1.5								1.5							1.5								1.5
	SPRINKLER								*								*							*								*
Y6	0.2ha TOMATOE	2		2		2		2		2		2		2		2		2		2		2		2		2		2		2		2
	DRIP	*		*		*		*		*		*		*		*		*		*		*		*		*		*		*		*
Y7	0.5ha VINES			5				10										5				10										
	DRIP			*				*										*				*										
Y8	0.7ha APRICOT											5											10									
	DRIP											*											*									
Y9	0.9ha VINES			5				10										5				10										
	DRIP			*				*										*				*										
Y10	1.2ha APRICOT											5											10									
	DRIP											*											*									
Y11	1.6ha VINES	5				5				5				5				5				5				5				5		
	DRIP	*				*				*				*				*				*				*				*		
Y12	1.3ha VINES	5				5				5				5				5				5				5				5		
	DRIP	*				*				*				*				*				*				*				*		
Y13	1.3ha VINES	5				5				5				5				5				5				5				5		
	DRIP	*				*				*				*				*				*				*				*		

IRRIGATION OCTOBER First entry = Hours Second entry = Cubic meters

	DATE	1	2	3	4	5	6	7	8	9	10	11	12	13	14	15	16	17	18	19	20	21	22	23	24	25	26	27	28	29	30	31
Y14	2.1ha VINES				6			6							4			4				3				6			6			
	MICRO				*			*							*			*				*				*			*			
Y15	0.6ha VINES	5				5				5				5				5				5				5				5		
	DRIP	*				*				*				*				*				*				*				*		
Y16	1.0ha VINES	5				5				5				5				5				5				5				5		
	DRIP	*				*				*				*				*				*				*				*		
Y17	2.6ha APRICOT											5											10									
	DRIP											*											*									
Y18	1.6ha VINES	10				10		10				10				10		10				10				10		10				10
	DRIP	*				*		*				*				*		*				*				*		*				*
Y19	1.7ha TOMATOE	4				4			4			4								4				4			4			4		
	DRIP	*				*			*			*								*				*			*			*		
Y20	1.5ha VINES	10			10			10			10			10			10			10			10			10			10			10
	DRIP	*			*			*			*			*			*			*			*			*			*			*
Y21	1.6ha VINES	10			10			10			10			10			10			10			10			10			10			10
	DRIP	*			*			*			*			*			*			*			*			*			*			*
Y22	1.4ha VINES	10			10			10			10			10			10			10			10			10			10			10
	DRIP	*			*			*			*			*			*			*			*			*			*			*
Y23	2.4ha TOMATOE																															
	DRIP																															
Y24	2.2ha VINES																															
	DRIP																															
Y25	2.52ha VINES	10			10			10			10			10			10			10			10			10			10			10
	DRIP	*			*			*			*			*			*			*			*			*			*			*
Y26	1.8ha VINES	10			10			10			10			10			10			10			10			10			10			10
	DRIP	*			*			*			*			*			*			*			*			*			*			*
Y27	1.5ha VINES	10			10			10			10			10			10			10			10			10			10			10
	DRIP	*			*			*			*			*			*			*			*			*			*			*
Y28	1.6ha VINES			4			5			5					5				5				4			5			5			
	DRIP			*			*			*					*				*				*			*			*			
Y29	2.1ha VINES	10				10				10				10				10				10				10				10		
	DRIP	*				*				*				*				*				*				*				*		
Y30	1.4ha VINES																															
	DRIP																															
Y31	1.0ha TOMATOE																															
	DRIP																															
Y32	1.4ha VINES	10				10		10				10				10		10				10				10		10				10
	DRIP	*				*		*				*				*		*				*				*		*				*
Y33	1.7ha VINES	10				10		10				10				10		10				10				10		10				10
	DRIP	*				*		*				*				*		*				*				*		*				*
Y34	1.2ha VINES		5		5								4			3			5			5			5					5		5
	DRIP		*		*								*			*			*			*			*					*		*
Y35	1.2ha VINES		5		5								4			3			5			5			5					5		5
	DRIP		*		*								*			*			*			*			*					*		*
Y36	1.2ha VINES	10				10				10				10				10				10				10				10		
	DRIP	*				*				*				*				*				*				*				*		
Y37	1.5ha VINES	10				10				10				10				10				10				10				10		
	DRIP	*				*				*				*				*				*				*				*		
Y38	0.8ha TOMATOE																															
	DRIP																															
Y39	1.1ha VINES																															
	DRIP																															
Y40	0.5ha PEACHES																															
	MICRO																															
Y41	1.4ha VINES				6			6							4			4				3				6			6			
	MICRO				*			*							*			*				*				*			*			

IRRIGATION OCTOBER First entry = Hours Second entry = Cubic meters

	DATE	1	2	3	4	5	6	7	8	9	10	11	12	13	14	15	16	17	18	19	20	21	22	23	24	25	26	27	28	29	30	31
Y42	1.8ha VINES				6			6							4			4				3				6			6			
	MICRO				*			*							*			*				*				*			*			
Y43	2.1ha VINES				6			6							4			4				3				6			6			
	MICRO				*			*							*			*				*				*			*			
Y44	1.3ha VINES				6			6							4			4				3				6			6			
	MICRO				*			*							*			*				*				*			*			
Y45	1.1ha VINES				6			6							4			4				3				6			6			
	MICRO				*			*							*			*				*				*			*			
SUB TOTAL IRRI.		0	0	0	0	0	0	0	0	0	0	0	0	0	0	0	0	0	0	0	0	0	0	0	0	0	0	0	0	0	0	0
TOTAL IRRI.		0	0	0	0	0	0	0	0	0	0	0	0	0	0	0	0	0	0	0	0	0	0	0	0	0	0	0	0	0	0	0
TOTAL STUDY AREA IRRIGATION *		11780	15375	13866	12894	12565	14940	12688	16798	23557	19184	14793	13245	17700	14767	14937	22235	18787	15682	10521	14060	11260	11130	16581	14627	12077	11224	17914	16166	15885	19082	13773

*EXCLDED ARE FARMS C,E,H,K,P,T.

IRRIGATION NOVEMBER First entry = Hours Second entry = Cubic meters

	DATE	1	2	3	4	5	6	7	8	9	10	11	12	13	14	15	16	17	18	19	20	21	22	23	24	25	26	27	28	29	30
BL.	RAIN	6.5	9.3	5	5.3	7	6.3	2.5	1.9	5.5	7.3	7.8	8	7.8	8.5	7.3	8	7.5	7.8	8	5.8	7.8	4.5	8.3	11.3	9.3	5	7	5.8	8.8	11.8
NO.	EVAP.	0	1.5	3	0	0	0	2.5	4.9	0	0	0	0	0	0	0	0	0	0	0	0	0	0	0	0	0	4.7	0	0	0	0
A1	4.2ha VINES									10	10									12	12									12	12
	SPRINKLER									1600	1600									1920	1920									1920	1920
A2	5.0ha VINES											10	10	10								12	12	12							
	SPRINKLER											1270	1270	1270								1524	1524	1524							
A3	4.3ha VINES	10	10												10	10	10								12	12	12				
	SPRINKLER	1091	1091												1091	1091	1091								1310	1310	1310				
A4	1.3ha VINES			10	10													10	10									12	12		
	SPRINKLER			495	495													495	495									594	594		
A5	2.7ha VINES				5		5		5			5		9		9			9		9		9			9		9		9	
	DRIP				57		57		57			57		103		103			103		103		103			103		103		103	
A6	8.4ha APRICOT				5		5		5			5		9		9			9		9		9			9		9		9	
	DRIP				177		177		177			177		319		319			319		319		319			319		319		319	
A7	4.3ha VINES				5		5		5			5		9		9			9		9		9			9		9		9	
	DRIP				91		91		91			91		164		164			164		164		164			164		164		164	
A8	5.2ha VINES			5		5		5			5		9		9			9		9		9			9		9		9		
	DRIP			238		238		238			238		428		428			428		428		428			428		428		428		
A9	12.2ha GRAIN																														
	SPRINKLER																														
A10	1.9ha VINES			3		3		3			3		5		5			5		5		5			5		5		5		
	DRIP			82		82		82			82		137		137			137		137		137			137		137		137		
A11	1.9ha VINES			5		5		5			5		9		9			9		9		9			9		9		9		
	DRIP			87		87		87			87		157		157			157		157		157			157		157		157		
A12	1.1ha VINES			3		3		3			3		5		5			5		5		5			5		5		5		
	DRIP			48		48		48			48		80		80			80		80		80			80		80		80		
A13	5.3ha VINES	*			*		*			*			*		*			*		*		*			*		*		*		
	DRIP	422			422		422			422			422		422			422		422		422			422		422		422		
A14	3.5ha VINES	*			*		*			*			*		*			*		*		*			*		*		*		
	DRIP	278			278		278			278			278		278			278		278		278			278		278		278		
A15	1.5ha VINES			3		3		3			3		5		5			5		5		5			5		5		5		
	DRIP			65		65		65			65		108		108			108		108		108			108		108		108		
A16	1.5ha VINES			*		*			*			*		*		*			*		*		*			*		*		*	
	DRIP			220		220			220			220		220		220			220		220		220			220		220		220	
A17	1.7ha VINES		*			*		*			*		*		*			*		*		*			*		*		*		
	DRIP		440			440		440			440		440		440			440		440		440			440		440		440		
A18	5.0ha VINES			*		*			*			*		*		*			*		*		*			*		*		*	
	DRIP			220		220			220			220		220		220			220		220		220			220		220		220	
A19	3.8ha VINES			*		*			*			*		*		*			*		*		*			*		*		*	
	DRIP			220		220			220			220		220		220			220		220		220			220		220		220	
A20	1.8ha VINES			*							*				*				*				*				*				*
	MICRO			300							300				350				350				350				350				350
A21	5.6ha VINES		*			*		*			*		*		*			*		*		*			*		*		*		
	DRIP		440			440		440			440		440		440			440		440		440			440		440		440		
A22	17.1ha MAIZE														*					*					*					*	
	MECHANICAL														5985					5985					5985					5985	
A23	8.7ha MAIZE														*					*					*					*	
	MECHANICAL														3045					3045					3045					3045	
A24	3.2ha PEACHES																														*
	FLOOD																														1256
A25	5.8ha PEACHES																														*
	FLOOD																														2276
A26	7.9ha LUCERNE														*					*					*					*	
	MECHANICAL														2765					2765					2765					2765	
A27	9.6ha LUCERNE														12							12							12		

IRRIGATION NOVEMBER First entry = Hours Second entry = Cubic meters

	DATE	1	2	3	4	5	6	7	8	9	10	11	12	13	14	15	16	17	18	19	20	21	22	23	24	25	26	27	28	29	30
	SPRINKLER														3360							3360							3360		
A28	4.7ha PEACHES																														*
	FLOOD																														1844
A29	3.9ha PEACHES																														*
	FLOOD																														1530
	TOT. IRRI.	1791	1971	1975	1520	2060	1025	1400	985	2300	3300	2255	3760	2516	19086	2337	1091	2985	2091	16205	3166	7374	3120	1524	15595	2556	4150	1840	6444	14961	9176
B1	2.1ha APRICOT	*		*		*			*		*		*			*		*		*			*		*			*	*	*	
	DRIP	50		50		40			50		50		40			50		50		40			40		40			40	40	40	
B2	6.3ha VINES		*		*	*		*		*		*	*		*		*		*	*		*		*	*	*	*		*		*
	DRIP		200		200	240		300		200		200	240		300		200		200	240		300		300	300	200	240		300		300
B3	6.3ha VINES		*		*	*		*		*		*	*		*		*		*	*		*		*	*	*	*		*		*
	DRIP		200		200	240		300		200		200	240		300		200		200	240		300		300	300	200	240		300		300
B4	6.5ha VINES		*		*	*		*		*		*	*		*		*		*	*		*		*	*	*	*		*		*
	DRIP		200		200	240		300		200		200	240		300		200		200	240		300		300	300	200	240		300		300
B5	8.0ha APRICOT	*		*	*	*			*		*	*	*			*		*	*	*			*			*		*	*	*	
	DRIP	140		140	100	100			140		140	100	100			140		140	100	100			140			120		150	200	200	
B6	1.1ha VINES			*				*			*				*			*				*			*				*		
	MICRO			100				90			100				90			100				90			100				100		
B7	2.6ha VINES			*				*			*				*			*				*			*				*		
	MICRO			200				100			200				100			200				200			200				200		
B8	0.5ha APRICOT			*				*			*				*			*				*			*				*		
	MICRO			40				35			40				35			40				40			50				40		
B9	2.7ha VINES	2		2		2		1	2		2		2		1	2		2		2		2	1	2		2	2		2	1	1
	DRIP	*		*		*		*	*		*		*		*	*		*		*		*	*	*		*	*		*	*	*
B10	3.3ha APRICOT	4	2	4		4	3	3	3	4		3	4		4	4	2	4		4	3	3	3	4		3	4		4	3	3
	DRIP	*	*	*		*	*	*	*	*		*	*		*	*	*	*		*	*	*	*	*		*	*		*	*	*
B11	3.0ha VINES			*				*			*				*			*				*			*				*		
	MICRO			160				160			160				160			320				240			240				240		
B12	1.0ha VINES	2		2	1			1	2		2	1			1	2		2	1				1		2	1	2		2	1	1
	DRIP	*		*	*			*	*		*	*			*	*		*	*				*		*	*	*		*	*	*
B13	2.7ha VINES	2		2	1			1	2		2	1			1	2		2	1			2	1	2	2	1	2		2	1	1
	DRIP	*		*	*			*	*		*	*			*	*		*	*			*	*	*	*	*	*		*	*	*
B14	1.5ha VINES	2		2	1			1	2		2	1			1	2		2	1			2	1	2	2	1	2		2	1	1
	DRIP	*		*	*			*	*		*	*			*	*		*	*			*	*	*	*	*	*		*	*	*
B15	2.3ha APRICOT	3		3				3	3		3				3	3		3			2		2	3	2	2	3		3	2	3
	DRIP	*		*				*	*		*				*	*		*			*		*	*	*	*	*		*	*	*
B16	3.7ha VINES	3		3	3			3	3		3	3			3	3		3	3			3	2			2	4		6	1	2
	DRIP	*		*	*			*	*		*	*			*	*		*	*			*	*			*	*		*	*	*
B17	5.6ha LUCERNE																														
	SPRINKLER																														
B18	2.1ha VINES																														
	SPRINKLER																														
B19	3.4ha VINES																														
	SPRINKLER																														
B20	2.9ha VINES																														
	SPRINKLER																														
B21	2.2ha VINES																														
	SPRINKLER																														
B22	3.3ha LUCERNE																														
	SPRINKLER																														
B23	7.0ha VINES			4				5			4				5			4		6	4	3	2	4	4		2		3	2	
	DRIP			*				*			*				*			*		*	*	*	*	*	*		*		*	*	
B24	1.5ha PEACHES																														
	SPRINKLER																														

IRRIGATION NOVEMBER First entry = Hours Second entry = Cubic meters

	DATE	1	2	3	4	5	6	7	8	9	10	11	12	13	14	15	16	17	18	19	20	21	22	23	24	25	26	27	28	29	30
B25	1.8ha VINES																														
	SPRINKLER																														
B26	3.6ha PEACHES			2				4			2				4			1		4	1	1	1	2	2		1		2	1	
	DRIP			*				*			*				*			*		*	*	*	*	*	*		*		*	*	
B27	5.9ha VINES																														
	SPRINKLER																														
B28	3.3ha LUCERNE																														
	SPRINKLER																														
B29	1.8ha VINES																														
	SPRINKLER																														
	TOT. IRRI.	190	600	690	700	860	0	1285	190	600	690	700	860	0	1285	190	600	850	700	860	0	1470	180	900	1530	720	720	190	1720	240	900
D1	1.1ha LUCERNE			3								3								3								3			
	SPRINKLER			*								*								*								*			
D2	1.0ha LUCERNE				3								3								3								3		
	SPRINKLER				*								*								*								*		
D3	1.1ha LUCERNE					3								3								3								3	
	SPRINKLER					*								*								*								*	
D4	2.7ha LUCERNE						3	3							3	3							3	3							3
	SPRINKLER						*	*							*	*							*	*							*
D5	2.1ha LUCERNE			3				3				3				3				3				3				3			
	SPRINKLER			*				*				*				*				*				*				*			
D6	3.5ha LUCERNE	3			3	3			3	3			3	3																	
	SPRINKLER	*			*	*			*	*			*	*																	
D7	1.5ha LUCERNE		3				3				3				3				3				3				3				3
	SPRINKLER		*				*				*				*				*				*				*				*
D8	3.1ha GRAZING		10														10														
	SPRINKLER		*														*														
D9	0.9ha LUCERNE			3								3								3								3			
	SPRINKLER			*								*								*								*			
D10	1.3ha LUCERNE				3								3								3								3		
	SPRINKLER				*								*								*								*		
D11	1.3ha LUCERNE					3								3								3								3	
	SPRINKLER					*								*								*								*	
D12	0.5ha LUCERNE					3								3								3								3	
	SPRINKLER					*								*								*								*	
D13	0.6ha LUCERNE						3								3								3								3
	SPRINKLER						*								*								*								*
D14	0.6ha LUCERNE						3								3								3								3
	SPRINKLER						*								*								*								*
D15	0.6ha LUCERNE							3								3								3							
	SPRINKLER							*								*								*							
D16	0.6ha LUCERNE							3								3								3							
	SPRINKLER							*								*								*							
D17	4.5ha LUCERNE			10														10													
	SPRINKLER			*														*													
	TOT. IRRI.	0	0	0	0	0	0	0	0	0	0	0	0	0	0	0	0	0	0	0	0	0	0	0	0	0	0	0	0	0	0
P1	2.0ha APRICOT	*	*		*	*	*			*	*		*	*	*			*	*	*	*	*			*	*		*	*		*
	DRIP	136	136		136	136	136			136	136		136	136	136			170	170	170	170	170			170	170		170	170		170
P2	2.0ha VINES	*	*		*	*	*			*	*		*	*	*			*	*		*	*	*		*	*		*	*		
	DRIP	120	120		120	120	120			120	120		120	120	120			120	120		120	120	300		120	120		120	120		
P3	1.9ha VINES	*	*		*	*	*			*	*		*	*	*			*	*		*	*	*		*	*		*	*		
	DRIP	106	106		106	106	106			106	106		106	106	106			106	106		106	106	300		106	106		106	106		

IRRIGATION NOVEMBER First entry = Hours Second entry = Cubic meters

	DATE	1	2	3	4	5	6	7	8	9	10	11	12	13	14	15	16	17	18	19	20	21	22	23	24	25	26	27	28	29	30
P4	1.7ha VINES	*	*		*	*	*			*	*		*	*	*			*	*		*	*	*		*	*		*	*		
	DRIP	82	82		82	82	82			82	82		82	82	82			82	82		82	82	300		82	82		82	82		
P5	5.3ha VINES			*			*				*			*				*			*				*			*			
	MICRO			3519			3519				3519			3519				3519			3519				3519			3519			
P6	1.5ha VINES			*			*				*			*				*			*				*			*			
	DRIP			120			120				120			120				120			120				120			120			
P7	0.9ha VINES			*			*				*			*				*			*				*			*			
	MICRO			119			119				119			119				119			119				119			119			
P8	1.9ha VINES	*	*		*	*	*			*	*		*	*	*			*	*		*	*			*	*		*	*		
	DRIP	106	106		106	106	106			106	106		106	106	106			106	106		106	133			133	133		133	133		
P9	2.2ha PEACHES	*	*		*	*	*			*	*		*	*	*			*	*		*	*			*	*		*	*		
	DRIP	141	141		141	141	141			141	141		141	141	141			141	141		141	176			176	176		176	176		
P10	1.3ha VINES	*	*		*	*	*			*	*		*	*	*			*	*		*	*			*	*		*	*		
	DRIP	50	50		50	50	50			50	50		50	50	50			50	50		50	63			63	63		63	63		
P11	2.9ha VINES	*	*		*	*	*			*	*		*	*	*			*	*		*	*			*	*		*	*		
	DRIP	232	232		232	232	232			232	232		232	232	232			232	232		232	290			290	290		290	290		
P12	2.7ha VINES	*	*		*	*	*			*	*		*	*	*			*	*		*	*			*	*		*	*		
	DRIP	205	205		205	205	205			205	205		205	205	205			205	205		205	257			257	257		257	257		
P13	2.8ha VINES	*	*		*	*	*			*	*		*	*	*			*	*	*			*				*			*	
	DRIP	151	151		151	151	151			151	151		151	151	151			151	151	454			504				504			504	
	TOT. IRRI.	1209	1209	3758	1209	1209	4967	0	0	1209	4967	0	1209	4967	1209	0	0	5001	1243	624	4850	1277	1104	0	5035	1277	504	5035	1277	504	170
G1	0.2ha NURSERY	6										6										6									
	MICRO	*										*										*									
G2	0.1ha VINES	6										6										6									
	MICRO	*										*										*									
G3	1.2ha VINES		6							6							6							6							6
	MICRO		*							*							*							*							*
G4	1.0ha APRICOT							7							7							8			6					12	
	MICRO							*							*							*			*					*	
G5	0.2ha VINES							6							6							6									
	MICRO							*							*							*									
G6	0.3ha TOMATOE																														
	DRIP																														
G7	1.3ha VINES			5							5							5							5						
	MICRO			*							*							*							*						
G8	0.8ha VINES				5							5							5							5					
	MICRO				*							*							*							*					
G9	0.5ha TOMATOE																														
	DRIP																														
G10	1.6ha VINES				5.5							5.5							5.5							5.5					
	MICRO				*							*							*							*					
G11	0.4ha VINES					4							4							4							4				
	DRIP					*							*							*							*				
G12	0.2ha TOMATOE																						11								
	DRIP																						*								
G13	0.6ha FALLOW																											12			
	DRIP																											*			
G14	0.6ha VINES					7							7							7							7				
	DRIP					*							*							*							*				
G15	0.5ha TOMATOE					7							7							7							7				
	DRIP					*							*							*							*				
G16	0.7ha VINES					7							7							7							7				
	DRIP					*							*							*							*				
G17	0.7ha VINES								11							11							11					12			

IRRIGATION NOVEMBER First entry = Hours Second entry = Cubic meters

	DATE	1	2	3	4	5	6	7	8	9	10	11	12	13	14	15	16	17	18	19	20	21	22	23	24	25	26	27	28	29	30
	DRIP								*							*							*					*			
	TOT. IRRI.	0	0	0	0	0	0	0	0	0	0	0	0	0	0	0	0	0	0	0	0	0	0	0	0	0	0	0	0	0	0
J1	0.8ha VINES	*	*	*	*	*	*	*	*	*	*	*	*	*	*	*	*	*	*	*	*	*	*	*	*	*	*	*	*	*	*
	DRIP	36	36	36	36	36	36	36	36	36	36	36	36	36	36	36	36	36	36	36	36	36	36	36	36	36	36	36	36	36	36
J2	2.6ha VINES	*	*	*	*	*	*	*	*	*	*	*	*	*	*	*	*	*	*	*	*	*	*	*	*	*	*	*	*	*	*
	DRIP	117	117	117	117	117	117	117	117	117	117	117	117	117	117	117	117	117	117	117	117	117	117	117	117	117	117	117	117	117	117
J3	3.2ha VINES	*	*	*	*	*	*	*	*	*	*	*	*	*	*	*	*	*	*	*	*	*	*	*	*	*	*	*	*	*	*
	DRIP	144	144	144	144	144	144	144	144	144	144	144	144	144	144	144	144	144	144	144	144	144	144	144	144	144	144	144	144	144	144
J4	1.9ha APRICOT	*	*	*	*	*	*	*	*	*	*	*	*	*	*	*	*	*	*	*	*	*	*	*	*	*	*	*	*	*	*
	DRIP	95	95	95	95	95	95	95	95	95	95	95	95	95	95	95	95	95	95	95	95	95	95	95	95	95	95	95	95	95	95
J5	6.1ha VINES	*	*	*	*	*	*	*	*	*	*	*	*	*	*	*	*	*	*	*	*	*	*	*	*	*	*	*	*	*	*
	DRIP	275	275	275	275	275	275	275	275	275	275	275	275	275	275	275	275	275	275	275	275	275	275	275	275	275	275	275	275	275	275
J6	1.9ha APRICOT	*	*	*	*	*	*	*	*	*	*	*	*	*	*	*	*	*	*	*	*	*	*	*	*	*	*	*	*	*	*
	DRIP	95	95	95	95	95	95	95	95	95	95	95	95	95	95	95	95	95	95	95	95	95	95	95	95	95	95	95	95	95	95
J7	0.3ha VINES	*	*	*	*	*	*	*	*	*	*	*	*	*	*	*	*	*	*	*	*	*	*	*	*	*	*	*	*	*	*
	DRIP	13	13	13	13	13	13	13	13	13	13	13	13	13	13	13	13	13	13	13	13	13	13	13	13	13	13	13	13	13	13
J8	0.4ha VINES	*	*	*	*	*	*	*	*	*	*	*	*	*	*	*	*	*	*	*	*	*	*	*	*	*	*	*	*	*	*
	DRIP	18	18	18	18	18	18	18	18	18	18	18	18	18	18	18	18	18	18	18	18	18	18	18	18	18	18	18	18	18	18
J9	1.0ha VINES	*	*	*	*	*	*	*	*	*	*	*	*	*	*	*	*	*	*	*	*	*	*	*	*	*	*	*	*	*	*
	DRIP	45	45	45	45	45	45	45	45	45	45	45	45	45	45	45	45	45	45	45	45	45	45	45	45	45	45	45	45	45	45
J10	0.6ha VINES	*	*	*	*	*	*	*	*	*	*	*	*	*	*	*	*	*	*	*	*	*	*	*	*	*	*	*	*	*	*
	DRIP	27	27	27	27	27	27	27	27	27	27	27	27	27	27	27	27	27	27	27	27	27	27	27	27	27	27	27	27	27	27
J11	0.7ha VINES	*	*	*	*	*	*	*	*	*	*	*	*	*	*	*	*	*	*	*	*	*	*	*	*	*	*	*	*	*	*
	DRIP	31	31	31	31	31	31	31	31	31	31	31	31	31	31	31	31	31	31	31	31	31	31	31	31	31	31	31	31	31	31
J12	1.2ha VINES	*	*	*	*	*	*	*	*	*	*	*	*	*	*	*	*	*	*	*	*	*	*	*	*	*	*	*	*	*	*
	DRIP	54	54	54	54	54	54	54	54	54	54	54	54	54	54	54	54	54	54	54	54	54	54	54	54	54	54	54	54	54	54
J13	4.7ha VINES	*	*	*	*	*	*	*	*	*	*	*	*	*	*	*	*	*	*	*	*	*	*	*	*	*	*	*	*	*	*
	DRIP	212	212	212	212	212	212	212	212	212	212	212	212	212	212	212	212	212	212	212	212	212	212	212	212	212	212	212	212	212	212
J14	2.0ha VINES	*	*	*	*	*	*	*	*	*	*	*	*	*	*	*	*	*	*	*	*	*	*	*	*	*	*	*	*	*	*
	DRIP	90	90	90	90	90	90	90	90	90	90	90	90	90	90	90	90	90	90	90	90	90	90	90	90	90	90	90	90	90	90
J15	1.1ha VINES	*	*	*	*	*	*	*	*	*	*	*	*	*	*	*	*	*	*	*	*	*	*	*	*	*	*	*	*	*	*
	DRIP	49	49	49	49	49	49	49	49	49	49	49	49	49	49	49	49	49	49	49	49	49	49	49	49	49	49	49	49	49	49
J16	1.5ha VINES	*	*	*	*	*	*	*	*	*	*	*	*	*	*	*	*	*	*	*	*	*	*	*	*	*	*	*	*	*	*
	DRIP	67	67	67	67	67	67	67	67	67	67	67	67	67	67	67	67	67	67	67	67	67	67	67	67	67	67	67	67	67	67
J17	1.6ha VINES	*	*	*	*	*	*	*	*	*	*	*	*	*	*	*	*	*	*	*	*	*	*	*	*	*	*	*	*	*	*
	DRIP	72	72	72	72	72	72	72	72	72	72	72	72	72	72	72	72	72	72	72	72	72	72	72	72	72	72	72	72	72	72
J18	1.1ha VINES	*	*	*	*	*	*	*	*	*	*	*	*	*	*	*	*	*	*	*	*	*	*	*	*	*	*	*	*	*	*
	DRIP	49	49	49	49	49	49	49	49	49	49	49	49	49	49	49	49	49	49	49	49	49	49	49	49	49	49	49	49	49	49
J19	1.7ha VINES	*	*	*	*	*	*	*	*	*	*	*	*	*	*	*	*	*	*	*	*	*	*	*	*	*	*	*	*	*	*
	DRIP	76	76	76	76	76	76	76	76	76	76	76	76	76	76	76	76	76	76	76	76	76	76	76	76	76	76	76	76	76	76
J20	1.1ha VINES	*	*	*	*	*	*	*	*	*	*	*	*	*	*	*	*	*	*	*	*	*	*	*	*	*	*	*	*	*	*
	DRIP	49	49	49	49	49	49	49	49	49	49	49	49	49	49	49	49	49	49	49	49	49	49	49	49	49	49	49	49	49	49
J21	1.5ha VINES	*	*	*	*	*	*	*	*	*	*	*	*	*	*	*	*	*	*	*	*	*	*	*	*	*	*	*	*	*	*
	DRIP	67	67	67	67	67	67	67	67	67	67	67	67	67	67	67	67	67	67	67	67	67	67	67	67	67	67	67	67	67	67
J22	1.4ha VINES	*	*	*	*	*	*	*	*	*	*	*	*	*	*	*	*	*	*	*	*	*	*	*	*	*	*	*	*	*	*
	DRIP	63	63	63	63	63	63	63	63	63	63	63	63	63	63	63	63	63	63	63	63	63	63	63	63	63	63	63	63	63	63
J23	3.1ha VINES	*	*	*	*	*	*	*	*	*	*	*	*	*	*	*	*	*	*	*	*	*	*	*	*	*	*	*	*	*	*
	DRIP	140	140	140	140	140	140	140	140	140	140	140	140	140	140	140	140	140	140	140	140	140	140	140	140	140	140	140	140	140	140
J24	2.4ha VINES	*	*	*	*	*	*	*	*	*	*	*	*	*	*	*	*	*	*	*	*	*	*	*	*	*	*	*	*	*	*
	DRIP	108	108	108	108	108	108	108	108	108	108	108	108	108	108	108	108	108	108	108	108	108	108	108	108	108	108	108	108	108	108
J25	3.2ha VINES	*	*	*	*	*	*	*	*	*	*	*	*	*	*	*	*	*	*	*	*	*	*	*	*	*	*	*	*	*	*
	DRIP	144	144	144	144	144	144	144	144	144	144	144	144	144	144	144	144	144	144	144	144	144	144	144	144	144	144	144	144	144	144
J26	2.6ha VINES	*	*	*	*	*	*	*	*	*	*	*	*	*	*	*	*	*	*	*	*	*	*	*	*	*	*	*	*	*	*
	DRIP	117	117	117	117	117	117	117	117	117	117	117	117	117	117	117	117	117	117	117	117	117	117	117	117	117	117	117	117	117	117

IRRIGATION NOVEMBER First entry = Hours Second entry = Cubic meters

	DATE	1	2	3	4	5	6	7	8	9	10	11	12	13	14	15	16	17	18	19	20	21	22	23	24	25	26	27	28	29	30
J27	1.5ha VINES	*	*	*	*	*	*	*	*	*	*	*	*	*	*	*	*	*	*	*	*	*	*	*	*	*	*	*	*	*	*
	DRIP	67	67	67	67	67	67	67	67	67	67	67	67	67	67	67	67	67	67	67	67	67	67	67	67	67	67	67	67	67	67
J28	2.3ha VINES	*	*	*	*	*	*	*	*	*	*	*	*	*	*	*	*	*	*	*	*	*	*	*	*	*	*	*	*	*	*
	DRIP	104	104	104	104	104	104	104	104	104	104	104	104	104	104	104	104	104	104	104	104	104	104	104	104	104	104	104	104	104	104
J29	0.6ha VINES	*	*	*	*	*	*	*	*	*	*	*	*	*	*	*	*	*	*	*	*	*	*	*	*	*	*	*	*	*	*
	DRIP	27	27	27	27	27	27	27	27	27	27	27	27	27	27	27	27	27	27	27	27	27	27	27	27	27	27	27	27	27	27
J30	0.9ha VINES	*	*	*	*	*	*	*	*	*	*	*	*	*	*	*	*	*	*	*	*	*	*	*	*	*	*	*	*	*	*
	DRIP	40	40	40	40	40	40	40	40	40	40	40	40	40	40	40	40	40	40	40	40	40	40	40	40	40	40	40	40	40	40
J31	1.6ha VINES	*	*	*	*	*	*	*	*	*	*	*	*	*	*	*	*	*	*	*	*	*	*	*	*	*	*	*	*	*	*
	DRIP	72	72	72	72	72	72	72	72	72	72	72	72	72	72	72	72	72	72	72	72	72	72	72	72	72	72	72	72	72	72
J32	2.9ha VINES	*	*	*	*	*	*	*	*	*	*	*	*	*	*	*	*	*	*	*	*	*	*	*	*	*	*	*	*	*	*
	DRIP	131	131	131	131	131	131	131	131	131	131	131	131	131	131	131	131	131	131	131	131	131	131	131	131	131	131	131	131	131	131
J33	2.3ha VINES	*	*	*	*	*	*	*	*	*	*	*	*	*	*	*	*	*	*	*	*	*	*	*	*	*	*	*	*	*	*
	DRIP	104	104	104	104	104	104	104	104	104	104	104	104	104	104	104	104	104	104	104	104	104	104	104	104	104	104	104	104	104	104
J34	1.1ha GRAZING	*	*	*	*	*	*	*	*	*	*	*	*	*	*	*	*	*	*	*	*	*	*	*	*	*	*	*	*	*	*
	SPRINKLER	*	*	*	*	*	*	*	*	*	*	*	*	*	*	*	*	*	*	*	*	*	*	*	*	*	*	*	*	*	*
J35	1.3ha VINES	*	*	*	*	*	*	*	*	*	*	*	*	*	*	*	*	*	*	*	*	*	*	*	*	*	*	*	*	*	*
	DRIP	58	58	58	58	58	58	58	58	58	58	58	58	58	58	58	58	58	58	58	58	58	58	58	58	58	58	58	58	58	58
J36	0.6ha VINES	*	*	*	*	*	*	*	*	*	*	*	*	*	*	*	*	*	*	*	*	*	*	*	*	*	*	*	*	*	*
	DRIP	27	27	27	27	27	27	27	27	27	27	27	27	27	27	27	27	27	27	27	27	27	27	27	27	27	27	27	27	27	27
J37	2.5ha PEACHES	*	*	*	*	*	*	*	*	*	*	*	*	*	*	*	*	*	*	*	*	*	*	*	*	*	*	*	*	*	*
	DRIP	125	125	125	125	125	125	125	125	125	125	125	125	125	125	125	125	125	125	125	125	125	125	125	125	125	125	125	125	125	125
J38	1.7ha VINES	*	*	*	*	*	*	*	*	*	*	*	*	*	*	*	*	*	*	*	*	*	*	*	*	*	*	*	*	*	*
	DRIP	76	76	76	76	76	76	76	76	76	76	76	76	76	76	76	76	76	76	76	76	76	76	76	76	76	76	76	76	76	76
J39	1.0ha VINES	*	*	*	*	*	*	*	*	*	*	*	*	*	*	*	*	*	*	*	*	*	*	*	*	*	*	*	*	*	*
	DRIP	45	45	45	45	45	45	45	45	45	45	45	45	45	45	45	45	45	45	45	45	45	45	45	45	45	45	45	45	45	45
J40	1.2ha VINES	*	*	*	*	*	*	*	*	*	*	*	*	*	*	*	*	*	*	*	*	*	*	*	*	*	*	*	*	*	*
	DRIP	54	54	54	54	54	54	54	54	54	54	54	54	54	54	54	54	54	54	54	54	54	54	54	54	54	54	54	54	54	54
J41	2.0ha PEACHES	*	*	*	*	*	*	*	*	*	*	*	*	*	*	*	*	*	*	*	*	*	*	*	*	*	*	*	*	*	*
	DRIP	100	100	100	100	100	100	100	100	100	100	100	100	100	100	100	100	100	100	100	100	100	100	100	100	100	100	100	100	100	100
J42	1.0ha PEACHES	*	*	*	*	*	*	*	*	*	*	*	*	*	*	*	*	*	*	*	*	*	*	*	*	*	*	*	*	*	*
	DRIP	50	50	50	50	50	50	50	50	50	50	50	50	50	50	50	50	50	50	50	50	50	50	50	50	50	50	50	50	50	50
J43	2.2ha PEACHES	*	*	*	*	*	*	*	*	*	*	*	*	*	*	*	*	*	*	*	*	*	*	*	*	*	*	*	*	*	*
	DRIP	110	110	110	110	110	110	110	110	110	110	110	110	110	110	110	110	110	110	110	110	110	110	110	110	110	110	110	110	110	110
J44	2.3ha VINES	*	*	*	*	*	*	*	*	*	*	*	*	*	*	*	*	*	*	*	*	*	*	*	*	*	*	*	*	*	*
	DRIP	104	104	104	104	104	104	104	104	104	104	104	104	104	104	104	104	104	104	104	104	104	104	104	104	104	104	104	104	104	104
J45	2.6ha VINES	*	*	*	*	*	*	*	*	*	*	*	*	*	*	*	*	*	*	*	*	*	*	*	*	*	*	*	*	*	*
	DRIP	117	117	117	117	117	117	117	117	117	117	117	117	117	117	117	117	117	117	117	117	117	117	117	117	117	117	117	117	117	117
J46	3.8ha VINES	*	*	*	*	*	*	*	*	*	*	*	*	*	*	*	*	*	*	*	*	*	*	*	*	*	*	*	*	*	*
	DRIP	171	171	171	171	171	171	171	171	171	171	171	171	171	171	171	171	171	171	171	171	171	171	171	171	171	171	171	171	171	171
J47	1.5ha VINES	*	*	*	*	*	*	*	*	*	*	*	*	*	*	*	*	*	*	*	*	*	*	*	*	*	*	*	*	*	*
	DRIP	67	67	67	67	67	67	67	67	67	67	67	67	67	67	67	67	67	67	67	67	67	67	67	67	67	67	67	67	67	67
J48	2.3ha VINES	*	*	*	*	*	*	*	*	*	*	*	*	*	*	*	*	*	*	*	*	*	*	*	*	*	*	*	*	*	*
	DRIP	104	104	104	104	104	104	104	104	104	104	104	104	104	104	104	104	104	104	104	104	104	104	104	104	104	104	104	104	104	104
J49	1.4ha APRICOT	*	*	*	*	*	*	*	*	*	*	*	*	*	*	*	*	*	*	*	*	*	*	*	*	*	*	*	*	*	*
	DRIP	70	70	70	70	70	70	70	70	70	70	70	70	70	70	70	70	70	70	70	70	70	70	70	70	70	70	70	70	70	70
J50	1.1ha VINES	*	*	*	*	*	*	*	*	*	*	*	*	*	*	*	*	*	*	*	*	*	*	*	*	*	*	*	*	*	*
	DRIP	49	49	49	49	49	49	49	49	49	49	49	49	49	49	49	49	49	49	49	49	49	49	49	49	49	49	49	49	49	49
J51	2.0ha VINES	*	*	*	*	*	*	*	*	*	*	*	*	*	*	*	*	*	*	*	*	*	*	*	*	*	*	*	*	*	*
	DRIP	90	90	90	90	90	90	90	90	90	90	90	90	90	90	90	90	90	90	90	90	90	90	90	90	90	90	90	90	90	90
J52	4.8ha VINES	*	*	*	*	*	*	*	*	*	*	*	*	*	*	*	*	*	*	*	*	*	*	*	*	*	*	*	*	*	*
	DRIP	216	216	216	216	216	216	216	216	216	216	216	216	216	216	216	216	216	216	216	216	216	216	216	216	216	216	216	216	216	216
J53	0.8ha VINES	*	*	*	*	*	*	*	*	*	*	*	*	*	*	*	*	*	*	*	*	*	*	*	*	*	*	*	*	*	*
	DRIP	36	36	36	36	36	36	36	36	36	36	36	36	36	36	36	36	36	36	36	36	36	36	36	36	36	36	36	36	36	36
J54	3.2ha FALLOW	*	*	*	*	*	*	*	*	*	*	*	*	*	*	*	*	*	*	*	*	*	*	*	*	*	*	*	*	*	*
	0.8ha VINES	*	*	*	*	*	*	*	*	*	*	*	*	*	*	*	*	*	*	*	*	*	*	*	*	*	*	*	*	*	*

IRRIGATION NOVEMBER First entry = Hours Second entry = Cubic meters

	DATE	1	2	3	4	5	6	7	8	9	10	11	12	13	14	15	16	17	18	19	20	21	22	23	24	25	26	27	28	29	30
J55	0.8ha VINES	*	*	*	*	*	*	*	*	*	*	*	*	*	*	*	*	*	*	*	*	*	*	*	*	*	*	*	*	*	*
	DRIP	36	36	36	36	36	36	36	36	36	36	36	36	36	36	36	36	36	36	36	36	36	36	36	36	36	36	36	36	36	36
J56	2.4ha VINES	*	*	*	*	*	*	*	*	*	*	*	*	*	*	*	*	*	*	*	*	*	*	*	*	*	*	*	*	*	*
	DRIP	108	108	108	108	108	108	108	108	108	108	108	108	108	108	108	108	108	108	108	108	108	108	108	108	108	108	108	108	108	108
J57	2.6ha VINES	*	*	*	*	*	*	*	*	*	*	*	*	*	*	*	*	*	*	*	*	*	*	*	*	*	*	*	*	*	*
	DRIP	117	117	117	117	117	117	117	117	117	117	117	117	117	117	117	117	117	117	117	117	117	117	117	117	117	117	117	117	117	117
	SUB.TOT.IRRI.	4040	4040	4040	4040	4040	4040	4040	4040	4040	4040	4040	4040	4040	4040	4040	4040	4040	4040	4040	4040	4040	4040	4040	4040	4040	4040	4040	4040	4040	4040
	TOT. IRRI.	4692	4692	4692	4692	4692	4692	4692	4692	4692	4692	4692	4692	4692	4692	4692	4692	4692	4692	4692	4692	4692	4692	4692	4692	4692	4692	4692	4692	4692	4692
M1	2.0ha VINES	11							11	11							11	11							11	11					10
	DRIP	*							*	*							*	*							*	*					*
M2	0.8ha APRICOT	7							7	7							7	7							7	11					
	FLOOD	*							*	*							*	*							*	*					
M3	0.9ha VINES		10							10							10							10							
	DRIP		*							*							*							*							
M4	2.7ha VINES	11	11						11	11	11						11	11	11						11	11	11				10
	DRIP	*	*						*	*	*						*	*	*						*	*	*				*
M5	0.3ha GRAZING										3														3						
	FLOOD										*														*						
M6	0.7ha VINES			11						11						11						11					11				
	DRIP			*						*						*						*					*				
M7	1.7ha APRICOT	11						11						11						11						11					
	FLOOD	*						*						*						*						*					
M8	1.4ha PEACHES												4														4				
	FLOOD												*														*				
M9	1.4ha VINES		11											11											11						
	DRIP		*											*											*						
M10	1.0ha VINES							10							10							10			11		11				
	DRIP							*							*							*			*		*				
M11	1.0ha VINES					10										10										11	11				
	DRIP					*										*										*	*				
M12	1.6ha PEACHES												9														9				9
	FLOOD												*														*				*
M13	2.4ha PEACHES												12														12				12
	FLOOD												*														*				*
	TOT. IRRI.	0	0	0	0	0	0	0	0	0	0	0	0	0	0	0	0	0	0	0	0	0	0	0	0	0	0	0	0	0	0
01	0.6ha VINES						4							4.5							5					5					
	SPRINKLER						*							*							*					*					
02	1.7ha TOMATOE																														
	DRIP																														
03	0.5ha VINES					4.5							4.5							5											
	SPRINKLER					*							*							*											
04	1.4ha VINES				10						6		10		6		6		6	7.5	10			10		10		7.5			8
	DRIP				*						*		*		*		*		*	*	*			*		*		*			*
05	1.0ha VINES											6.5		8		6.5			6			6			10		10			7	
	DRIP											*		*		*			*			*			*		*			*	
06	1.2ha VINES											6.5		8		6.5			6			6			10		10			7	
	DRIP											*		*		*			*			*			*		*			*	
07	1.0ha VINES											6.5		8		6.5			6			6			10		10			7	
	DRIP											*		*		*			*			*			*		*			*	
08	0.9ha APRICOT					4.5							4.5								5							5			
	SPRINKLER					*							*								*							*			
09	0.8ha VINES					4.5							4.5							5							5				

IRRIGATION NOVEMBER First entry = Hours Second entry = Cubic meters

	DATE	1	2	3	4	5	6	7	8	9	10	11	12	13	14	15	16	17	18	19	20	21	22	23	24	25	26	27	28	29	30
	SPRINKLER					*							*							*							*				
010	0.4ha VINES											6.5		8		6.5						6			10		10			7	
	DRIP											*		*		*						*			*		*			*	
011	2.21ha VINES				10						6		10		6		6		6		10			10		10		7.5			8
	DRIP				*						*		*		*		*		*		*			*		*		*			*
012	2.5ha VINES				10						6		10		6		6		6		10			10		10		7.5			8
	DRIP				*						*		*		*		*		*		*			*		*		*			*
013	2.0ha VINES			10		5					6		7.5		6		6		6			10		10		10		7.5			8
	DRIP			*		*					*		*		*		*		*			*		*		*		*			*
014	2.4ha VINES			10		5					6		7.5		6		6		6			10		10		10		7.5			8
	DRIP			*		*					*		*		*		*		*			*		*		*		*			*
015	0.4ha VINES					6						6.5	7.5	8			6.5		6			6			10		10			7	
	DRIP					*						*	*	*			*		*			*			*		*			*	
016	0.8ha TOMATOE																														
	DRIP																														
017	0.4ha VINES			10		5					6		7.5				6		6			10		10		10		7.5			8
	DRIP			*		*					*		*				*		*			*		*		*		*			*
018	0.7ha APRICOT				4.5							4.5								5					5						
	SPRINKLER																			*					*						
019	0.7ha TOMATOE																														
	DRIP																														
020	0.7ha VINES			10		5					6		7.5		6		6		6			10		10		10		7.5			8
	DRIP			*		*					*		*		*		*		*			*		*		*		*			*
	TOT. IRRI.	0	0	0	0	0	0	0	0	0	0	0	0	0	0	0	0	0	0	0	0	0	0	0	0	0	0	0	0	0	0
Q1	0.7ha VINES		12			12			12			12			12			12			12			12			12			12	
	DRIP		*			*			*			*			*			*			*			*			*			*	
Q2	1.3ha VINES		12			12			12			12			12			12			12			12			12			12	
	DRIP		*			*			*			*			*			*			*			*			*			*	
Q3	1.0ha VINES		12			12			12			12			12			12			12			12			12			12	
	DRIP		*			*			*			*			*			*			*			*			*			*	
Q4	2.8ha VINES		12			12			12			12			12			12			12			12			12			12	
	DRIP		*			*			*			*			*			*			*			*			*			*	
Q5	1.2ha VINES		12			12			12			12			12			12			12			12			12			12	
	DRIP		*			*			*			*			*			*			*			*			*			*	
Q6	1.5ha VINES		12			12			12			12			12			12			12			12			12			12	
	DRIP		*			*			*			*			*			*			*			*			*			*	
Q7	0.6ha VINES	12			12			12			12			12			12			12			12			12			12	
	DRIP	*			*			*			*			*			*			*			*			*			*	
Q8	2.4ha VINES	12			12			12			12			12			12			12			12			12			12	
	DRIP	*			*			*			*			*			*			*			*			*			*	
Q9	1.2ha APRICOT	12			12			12			12			12			12			12			12			12			12	
	MICRO	*			*			*			*			*			*			*			*			*			*	
Q10	1.6ha VINES			12			12			12			12			12			12			12			12			12			12
	DRIP			*			*			*			*			*			*			*			*			*			*
Q11	1.2ha VINES			12			12			12			12			12			12			12			12			12			12
	DRIP			*			*			*			*			*			*			*			*			*			*
Q12	1.6ha VINES			12			12			12			12			12			12			12			12			12			12
	DRIP			*			*			*			*			*			*			*			*			*			*
Q13	2.2ha VINES	12			12			12			12			12			12			12			12			12			12	
	DRIP	*			*			*			*			*			*			*			*			*			*	
Q14	2.0ha VINES	12			12			12			12			12			12			12			12			12			12	
	DRIP	*			*			*			*			*			*			*			*			*			*	
Q15	2.5ha APRICOT	12			12			12			12			12			12			12			12			12			12	
	MICRO	*			*			*			*			*			*			*			*			*			*	

IRRIGATION NOVEMBER First entry = Hours Second entry = Cubic meters

	DATE	1	2	3	4	5	6	7	8	9	10	11	12	13	14	15	16	17	18	19	20	21	22	23	24	25	26	27	28	29	30
Q16	2.0ha APRICOT			12			12			12			12			12			12			12			12			12			
	MICRO			*			*			*			*			*			*			*			*			*			
Q17	2.3ha APRICOT			12			12			12			12			12			12			12			12			12			
	MICRO			*			*			*			*			*			*			*			*			*			
Q18	3.4ha VINES		24			24			24			24			24			24			24			24			24				
	DRIP		*			*			*			*			*			*			*			*			*				
Q19	2.0ha TOMATOE																														
	DRIP																														
Q20	0.8ha APRICOT	8			8			8			8			8			8			8			8			8			8		
	DRIP	*			*			*			*			*			*			*			*			*			*		
Q21	1.2ha APRICOT	8			8			8			8			8			8			8			8			8			8		
	DRIP	*			*			*			*			*			*			*			*			*			*		
Q22	0.3ha VINES	8			8			8			8			8			8			8			8			8			8		
	DRIP	*			*			*			*			*			*			*			*			*			*		
Q23	1.2ha VINES	8			8			8			8			8			8			8			8			8			8		
	DRIP	*			*			*			*			*			*			*			*			*			*		
Q24	1.5ha VINES	8			8			8			8			8			8			8			8			8			8		
	DRIP	*			*			*			*			*			*			*			*			*			*		
Q25	1.9ha VINES	8			8			8			8			8			8			8			8			8			8		
	DRIP	*			*			*			*			*			*			*			*			*			*		
Q26	1.3ha VINES	8			8			8			8			8			8			8			8			8			8		
	DRIP	*			*			*			*			*			*			*			*			*			*		
Q27	1.5ha TOMATOE																														
	DRIP																														
Q28	0.9ha VINES		8			8			8			8			8			8			8			8			8			8	
	DRIP		*			*			*			*			*			*			*			*			*			*	
Q29	1.1ha VINES		8			8			8			8			8			8			8			8			8			8	
	DRIP		*			*			*			*			*			*			*			*			*			*	
Q30	1.8ha VINES		8			8			8			8			8			8			8			8			8			8	
	DRIP		*			*			*			*			*			*			*			*			*			*	
Q31	2.8ha VINES		8			8			8			8			8			8			8			8			8			8	
	DRIP		*			*			*			*			*			*			*			*			*			*	
Q32	2.3ha VINES			8			8			8			8						8			8			8			8			8
	DRIP			*			*			*			*						*			*			*			*			*
Q33	1.3ha APRICOT			*					*					*					*					*						*		
	DRIP			300					300					300					300					300						300		
Q34	0.3ha VINES																														
	DRIP																														
Q35	2.8ha VINES				*					*					*					*						*					*	
	DRIP				600					600					600					600						600					600	
Q36	1.9ha APRICOT						*					*					*						*					*				
	DRIP						350					350					350						350					350				
Q37	1.3ha VINES			*					*					*					*					*						*		
	DRIP			300					300					300					300					300						300		
Q38	1.7ha APRICOT					*					*					*					*						*					*
	DRIP					350					350					350					350						350					350
Q39	0.8ha APRICOT					*					*					*					*						*					*
	DRIP					250					250					250					250						250					250
Q40	0.9ha APRICOT					*					*					*					*						*					*
	DRIP					250					250					250					250						250					250
Q41	1.0ha GRAZING						*					*					*					*					*					
	SPRINKLER						100					100					100					100					100					
Q42	1.6ha VINES		*					*					*					*					*					*				
	DRIP		300					300					300					300					300					300				
Q43	1.7ha VINES	*	*				*	*				*	*				*	*				*	*				*	*				
	DRIP	150	300				150	300				150	300				150	300				150	300				150	300				

IRRIGATION NOVEMBER First entry = Hours Second entry = Cubic meters

	DATE	1	2	3	4	5	6	7	8	9	10	11	12	13	14	15	16	17	18	19	20	21	22	23	24	25	26	27	28	29	30
	TOT. IRRI.	150	600	600	600	850	600	600	600	600	850	600	600	600	600	850	600	600	600	600	850	600	600	600	600	850	600	600	600	600	850
R1	1.9ha VINES							12		12																					
	DRIP							*		*																					
R2	2.4ha PEACHES		12		12								12																		
	DRIP		*		*								*																		
R3	1.6ha PEACHES													6																	
	DRIP													*																	
R4	2.7ha VINES										12				12						12								12		
	DRIP										*				*						*								*		
R5	1.9ha PEACHES																12	12				12								12	
	DRIP																*	*				*								*	
R6	2.1ha VINES										6	6											12								12
	DRIP										*	*											*								*
R7	3.0ha VINES	12		12			12												24					12							
	DRIP	*		*			*												*					*							
R8	2.9ha VINES		12		12				24																12						
	DRIP		*		*				*																*						
R9	1.5ha TOMATOE					12							12													24					
	DRIP					*							*													*					
R10	3.5ha TOMATOE							12		12	4			6													24				
	DRIP							*		*	*			*													*				
R11	3.5ha VINES														12						12							24			
	DRIP														*						*							*			
R12	2.3ha PEACHES	12					12				2						12	12				12							12		
	DRIP	*					*				*						*	*				*							*		
R13	2.0ha VINES				13																		12							12	
	DRIP				*																		*							*	
R14	1.9ha PEACHES												12			24								12							12
	MICRO												*			*								*							*
R15	2.9ha VINES		12	12		12			12		4														12						
	FLOOD		*	*		*			*		*														*						
R16	3.5ha VINES											12		12																	
	DRIP											*		*																	
R17	3.5ha VINES							12							12																
	DRIP							*							*																
R18	5.7ha LUCERNE	12					12				2										12										
	SPRINKLER	*					*				*										*										
R19	1.4ha TOMATOE			12													12	12				12									
	DRIP			*													*	*				*									
R20	1.9ha PEACHES				13	12							12										12						12		
	DRIP				*	*							*										*						*		
R21	2.1ha VINES		12	12		12					4													12						12	
	DRIP		*	*		*					*													*						*	
R22	1.1ha VINES								12				12												12						12
	DRIP								*				*												*						*
R23	1.8ha PEACHES																														
	DRIP																														
R24	1.6ha VINES		12					12			3				12											12					
	DRIP		*					*			*				*											*					
R25	2.1ha GRAZING	12				12	12														12			12			12				
	SPRINKLER	*				*	*														*			*			*				
R26	2.2ha LUCERNE				12						2	12					12	12				12						12			
	SPRINKLER				*						*	*					*	*				*						*			
R27	1.4ha LUCERNE													12										12					12		

IRRIGATION NOVEMBER First entry = Hours Second entry = Cubic meters

	DATE	1	2	3	4	5	6	7	8	9	10	11	12	13	14	15	16	17	18	19	20	21	22	23	24	25	26	27	28	29	30
	SPRINKLER													*									*						*		
R28	1.1ha APRICOT		12	12		12					2													12						12	
	DRIP		*	*		*					*													*						*	
R29	2.6ha VINES								12		2														12						12
	DRIP								*		*														*						*
R30	2.2ha VINES							12							12																
	DRIP							*							*																
R31	1.1ha VINES																														
	DRIP																														
R32	2.0ha APRICOT																														
	SPRINKLER																														
	TOT. IRRI.	0	0	0	0	0	0	0	0	0	0	0	0	0	0	0	0	0	0	0	0	0	0	0	0	0	0	0	0	0	0
S1	3.7ha VINES																		10												
	SPRINKLER																		2775												
S2	3.6ha VINES				10							10							10							10					
	MICRO				1368							1368							1368							1368					
S3	3.6ha VINES																			10											
	SPRINKLER																			2700											
S4	4.3ha VINES																														
	SPRINKLER																														
S5	2.3ha VINES					10							10							10							10				
	MICRO					874							874							874							874				
S6	4.7ha VINES						10							10							10							10			
	MICRO						1786							1786							1786							1786			
S7	6.0ha VINES							10							10							10							10		
	MICRO							2280							2280							2280							2280		
S8	3.1ha VINES								10							10							10							10	
	MICRO								1178							1178							1178							1178	
S9	3.5ha VINES																					10									
	SPRINKLER																					2625									
S10	4.1ha VINES	10																					10								
	SPRINKLER	3075																					3075								
S11	2.5ha VINES		10																					10							
	SPRINKLER		1875																					1875							
S12	1.4ha PEACHES		10							10							10							10							10
	MICRO		532							532							532							532							532
S13	3.4ha VINES			10																					10						
	SPRINKLER			2550																					2550						
S14	4.6ha VINES				10																					10					
	SPRINKLER				3450																					3450					
S15	3.2ha VINES					10																					10				
	SPRINKLER					2400																					2400				
S16	1.6ha VINES																			14	14	14									
	FLOOD																			*	*	*									
S17	1.3ha VINES																14	14	14												
	FLOOD																*	*	*												
S18	2.8ha VINES						10																					10			
	SPRINKLER						2100																					2100			
S19	1.3ha VINES							10																					10		
	SPRINKLER							975																					975		
S20	5.4ha VINES								10																					10	
	SPRINKLER								4050																					4050	
	TOT. IIRI.	3075	2407	2550	4818	3274	3886	3255	5228	532	0	1368	874	1786	2280	1178	532	0	4143	3574	1786	4905	4253	2407	2550	4818	3274	3886	3255	5228	532

IRRIGATION NOVEMBER First entry = Hours Second entry = Cubic meters

	DATE	1	2	3	4	5	6	7	8	9	10	11	12	13	14	15	16	17	18	19	20	21	22	23	24	25	26	27	28	29	30
U1	1.8ha VINES	6	6	6												6	6	6													
	DRIP	30	30	30												30	30	30													
U2	2.8ha LUCERNE										8	8	8	8											8	8	8	8			
	SPRINKLER										350	350	350	350											350	350	350	350			
U3	4.5ha VINES								8	8	8	8	8	8	8																
	SPRINKLER								321	321	321	321	321	321	321																
U4	4.4ha LUCERNE	6	6	6												6	6	6	6						6	6	6	6			
	SPRINKLER	413	413	413												413	413	413	413						413	413	413	413			
U5	3.7ha VINES										6	6	6	6	6			6	6	6	6	6			6	6	6	6	6		
	DRIP										36	36	36	36	36			36	36	36	36	36			36	36	36	36	36		
U6	0.8ha VINES								8																						
	SPRINKLER								400																						
U7	4.1ha VINES										6	6	6	6	6			6	6	6	6	6			6	6	6	6	6		
	DRIP										41	41	41	41	41			41	41	41	41	41			41	41	41	41	41		
U8	3.0ha VINES										6	6	6	6	6			6	6	6	6	6			6	6	6	6	6		
	DRIP										30	30	30	30	30			30	30	30	30	30			30	30	30	30	30		
U9	1.6ha VINES																	8	8	8										8	8
	SPRINKLER																	267	267	267										400	400
U10	3.0ha VINES												8	8	8																
	SPRINKLER												501	501	501																
U11	1.7ha VINES															8	8	8												8	8
	SPRINKLER															283	283	283												424	424
U12	0.6ha TOMATOE			6	6	6					6	6	6					6	6	6											
	SPRINKLER			76	76	76					76	76	76					76	76	76											
U13	0.2ha GRAZING			6														6													
	SPRINKLER			78														78													
U14	0.2ha GRAZING			6														6													
	SPRINKLER			78														78													
U15	0.2ha GRAZING			6														6													
	SPRINKLER			78														78													
U16	0.1ha GRAZING			6														6													
	SPRINKLER			36														36													
U17	0.6ha GRAZING			6	6	6					6	6	6			6	6	6							6	6	6				
	SPRINKLER			76	76	76					76	76	76			76	76	76							76	76	76				
U18	0.7ha GRAZING			6	6	6					6	6	6			6	6	6							6	6	6				
	SPRINKLER			88	88	88					88	88	88			88	88	88							88	88	88				
U19	0.7ha GRAZING			6	6	6					6	6	6			6	6	6							6	6	6				
	SPRINKLER			88	88	88					88	88	88			88	88	88							88	88	88				
U20	0.1ha GRAZING																														
	SPRINKLER																														
U21	0.2ha GRAZING					7	7	7											7	7	7										
	SPRINKLER					30	30	30											30	30	30										
U22	0.1ha GRAZING					7	7	7							7	7	7									7	7	7			
	SPRINKLER					14	14	14							14	14	14									14	14	14			
U23	0.2ha GRAZING									7	7	7										7	7	7							
	SPRINKLER									30	30	30										30	30	30							
U24	1.0ha GRAZING					7	7	7										7	7	7											
	SPRINKLER					147	147	147										147	147	147											
U25	1.7ha GRAZING					7	7	7																							
	SPRINKLER					247	247	247																							
U26	1.4ha GRAZING					7	7	7										7	7	7								7	7	7	
	SPRINKLER					205	205	205										205	205	205								205	205	205	
U27	0.7ha GRAZING									7	7	7										7	7	7							
	SPRINKLER									103	103	103										103	103	103							
U28	0.5ha GRAZING					7	7	7														7	7	7							

IRRIGATION NOVEMBER First entry = Hours Second entry = Cubic meters

	DATE	1	2	3	4	5	6	7	8	9	10	11	12	13	14	15	16	17	18	19	20	21	22	23	24	25	26	27	28	29	30
	SPRINKLER					72	72	72														72	72	72							
U29	0.8ha GRAZING									7	7	7						7	7	7		7	7	7						7	7
	SPRINKLER									117	117	117						117	117	117		117	117	117						117	117
U30	0.6ha GRAZING					7	7	7									7	7	7								7	7	7		
	SPRINKLER					72	72	72									72	72	72								72	72	72		
U31	1.0ha GRAZING					7	7	7								7	7	7										7	7	7	
	SPRINKLER					147	147	147								147	147	147										147	147	147	
U32	0.9ha GRAZING					7	7	7												7	7	7									
	SPRINKLER					131	131	131												131	131	131									
U33	2.2ha GRAZING								7	7	7									7	7	7									
	SPRINKLER								322	322	322									322	322	322									
U34	0.9ha GRAZING					7	7	7																7	7	7	7				
	SPRINKLER					131	131	131																98	98	98	98				
U35	1.1ha GRAZING					7	7	7												7	7	7									
	SPRINKLER					161	161	161												161	161	161									
U36	2.2ha GRAZING								7	7	7									7	7	7									
	SPRINKLER								322	322	322									322	322	322									
U37	1.3ha GRAZING					7	7	7																7	7	7	7				
	SPRINKLER					189	189	189																142	142	142	142				
U38	1.0ha GRAZING					7	7	7												7	7	7									
	SPRINKLER					147	147	147												147	147	147									
U39	0.7ha GRAZING					7	7	7												7	7	7									
	SPRINKLER					103	103	103												103	103	103									
U40	0.6ha GRAZING								7	7	7									7	7	7									
	SPRINKLER								72	72	72									72	72	72									
U41	1.7ha GRAZING								7	7	7									7	7	7									
	SPRINKLER								247	247	247									247	247	247									
U42	0.5ha GRAZING								7	7	7									7	7	7								7	7
	SPRINKLER								72	72	72									72	72	72								109	109
U43	1.6ha GRAZING					7	7	7												7	7	7									
	SPRINKLER					233	233	233												233	233	233									
U44	1.3ha GRAZING								7	7	7										7	7	7								
	SPRINKLER								189	189	189										189	189	189								
U45	1.4ha GRAZING					7	7	7												7	7	7								7	7
	SPRINKLER					205	205	205												205	205	205								308	308
U46	1.3ha GRAZING					7	7	7												7	7	7								7	7
	SPRINKLER					189	189	189												189	189	189								113	113
U47	1.4ha GRAZING					7	7	7												7	7	7									
	SPRINKLER					205	205	205												205	205	205									
U48	0.1ha GRAZING					7	7	7												7	7	7									
	SPRINKLER					14	14	14												14	14	14									
U49	1.8ha GRAZING								7	7	7										7	7	7								
	SPRINKLER								264	264	264										264	264	264								
U50	1.5ha GRAZING					7	7	7									7	7	7												
	SPRINKLER					219	219	219									219	219	219												
U51	0.7ha GRAZING				7	7	7											7	7	7											
	SPRINKLER				103	103	103											103	103	103											
U52	1.0ha GRAZING				7	7	7														7	7	7								
	SPRINKLER				147	147	147														147	147	147								
U53	1.2ha GRAZING				7	7	7											7	7	7											
	SPRINKLER				175	175	175											175	175	175											
U54	1.2ha GRAZING							7	7	7											7	7	7								
	SPRINKLER							175	175	175											175	175	175								
U55	2.9ha VINES																	8	8	8	8	8									
	SPRINKLER																	290	290	290	290	290									
U56	2.8ha VINES																	8	8	8	8	8									

IRRIGATION NOVEMBER First entry = Hours Second entry = Cubic meters

	DATE	1	2	3	4	5	6	7	8	9	10	11	12	13	14	15	16	17	18	19	20	21	22	23	24	25	26	27	28	29	30
	SPRINKLER																	280	280	280	280	280									
U57	4.6ha VINES																	8	8	8	8	8									
	SPRINKLER																	461	461	461	461	461									
U58	3.3ha VINES																	8	8	8	8	8									
	SPRINKLER																	330	330	330	330	330									
U59	1.9ha VINES															8	8													8	8
	SPRINKLER															476	476													476	476
U60	8.7ha VINES		10														10														10
	SPRINKLER		5440														5440														907
U61	1.6ha VINES										8	8	8														8	8	8		
	SPRINKLER										267	267	267														267	267	267		
U62	7.7ha VINES									8	8	8	8	8	8																10
	SPRINKLER									641	641	641	641	641	641																802
U63	2.9ha VINES								8																					8	
	SPRINKLER								1448																					1448	
U64	2.9ha VINES							8																					8		
	SPRINKLER							1448																					1448		
	SUB.TOT.IRRI.	443	443	1041	328	2751	2423	2423	1945	1795	2580	1356	1607	1279	943	1139	1211	2386	1434	3153	2530	2822	511	562	1362	1376	1448	1308	531	1823	1471
	TOT. IRRI.	443	5883	1041	753	3614	3286	4484	3832	2875	3752	2264	2515	1920	1584	1615	7346	4244	3292	5011	4696	4988	1097	562	1362	1376	1715	1575	2246	3747	3656
V1	1.1ha TOMATOE	3	3	3	3	4	4	4	4	4	4	4	4	4	4	4	4	4	4	4	4	4	4	4	4	4	4	4	4	4	4
	DRIP	*	*	*	*	*	*	*	*	*	*	*	*	*	*	*	*	*	*	*	*	*	*	*	*	*	*	*	*	*	*
V2	1.9ha TOMATOE	2	2	2	2	2	4		2	2	2	2	2	2	2	2	2	3	3	3	3	3	3	3	3	3	3	3	3	3	3
	DRIP	*	*	*	*	*	*		*	*	*	*	*	*	*	*	*	*	*	*	*	*	*	*	*	*	*	*	*	*	*
V3	1.2ha VINES	4	4	4	4	4	4	4	4	4	4	4	4	4	4	4	4	4	4	4	4	4	4	4	4	4	4	4	4	4	4
	DRIP	*	*	*	*	*	*	*	*	*	*	*	*	*	*	*	*	*	*	*	*	*	*	*	*	*	*	*	*	*	*
V4	1.4ha VINES	2	2	2	2	2	2	2	2	2	2	2	2	2	2	2	2	2	2	2	2	2	2	2	2	2	2	2	2	2	2
	DRIP	*	*	*	*	*	*	*	*	*	*	*	*	*	*	*	*	*	*	*	*	*	*	*	*	*	*	*	*	*	*
V5	3.0ha GRAIN																														
	SPRINKLER																														
V6	1.1ha VINES	4	4	4	4	4	4	4	4	4	4	4	4	4	4	4	4	4	4	4	4	4	4	4	4	4	4	4	4	4	4
	DRIP	*	*	*	*	*	*	*	*	*	*	*	*	*	*	*	*	*	*	*	*	*	*	*	*	*	*	*	*	*	*
V7	5.7ha VINES	4	4	4	4	4	4	4	4	4	4	4	4	4	4	4	4	4	4	4	4	4	4	4	4	4	4	4	4	4	4
	DRIP	*	*	*	*	*	*	*	*	*	*	*	*	*	*	*	*	*	*	*	*	*	*	*	*	*	*	*	*	*	*
V8	3.8ha VINES	4	4	4	4	4	4	4	4	4	4	4	4	4	4	4	4	4	4	4	4	4	4	4	4	4	4	4	4	4	4
	DRIP	*	*	*	*	*	*	*	*	*	*	*	*	*	*	*	*	*	*	*	*	*	*	*	*	*	*	*	*	*	*
V9	1.8ha TOMATOE																														
	DRIP																														
V10	0.9ha VINES	4	4	4	4	4	4	4	4	4	4	4	4	4	4	4	4	4	4	4	4	4	4	4	4	4	4	4	4	4	4
	DRIP	*	*	*	*	*	*	*	*	*	*	*	*	*	*	*	*	*	*	*	*	*	*	*	*	*	*	*	*	*	*
V11	3.5ha VINES	2	2	2	2	2	2	2	2	2	2	2	2	2	2	2	2	2	2	2	2	2	2	2	2	2	2	2	2	2	2
	DRIP	*	*	*	*	*	*	*	*	*	*	*	*	*	*	*	*	*	*	*	*	*	*	*	*	*	*	*	*	*	*
V12	0.9ha TOMATOE	3	3	3	3	4	4	4	4	4	4	4	4	4	4	4	4	4	4	4	4	4	4	4	4	4	4	4	4	4	4
	DRIP	*	*	*	*	*	*	*	*	*	*	*	*	*	*	*	*	*	*	*	*	*	*	*	*	*	*	*	*	*	*
	TOT. IRRI.	0	0	0	0	0	0	0	0	0	0	0	0	0	0	0	0	0	0	0	0	0	0	0	0	0	0	0	0	0	0
W1	0.2ha GRAZING	*											*	*											*	*					
	SPRINKLER	60											60	60											60	60					
W2	0.2ha GRAZING	*											*	*											*	*					
	SPRINKLER	60											60	60											60	60					
W3	0.2ha GRAZING	*											*	*											*	*					
	SPRINKLER	60											60	60											60	60					
W4	0.2ha GRAZING	*											*	*											*	*					
	SPRINKLER	60											60	60											60	60					

IRRIGATION NOVEMBER First entry = Hours Second entry = Cubic meters

	DATE	1	2	3	4	5	6	7	8	9	10	11	12	13	14	15	16	17	18	19	20	21	22	23	24	25	26	27	28	29	30
W5	0.2ha GRAZING	*											*	*											*	*					
	SPRINKLER	60											60	60											60	60					
W6	0.2ha GRAZING		*	*											*	*											*	*			
	SPRINKLER		60	60											60	60											60	60			
W7	0.2ha GRAZING		*	*											*	*											*	*			
	SPRINKLER		60	60											60	60											60	60			
W8	0.8ha GRAZING		*	*											*	*											*	*			
	SPRINKLER		210	210											210	210											210	210			
W9	0.2ha GRAZING				*	*											*	*											*	*	
	SPRINKLER				60	60											60	60											60	60	
W10	0.2ha GRAZING				*	*											*	*											*	*	
	SPRINKLER				60	60											60	60											60	60	
W11	0.3ha GRAZING				*	*											*	*											*	*	
	SPRINKLER				90	90											90	90											90	90	
W12	0.5ha GRAZING						*	*											*	*											*
	SPRINKLER						150	150											150	150											150
W13	0.5ha GRAZING						*	*											*	*											*
	SPRINKLER						150	150											150	150											150
W14	0.6ha GRAZING								*	*											*	*									
	SPRINKLER								180	180											180	180									
W15	0.1ha GRAZING								*	*											*	*									
	SPRINKLER								30	30											30	30									
W16	0.3ha GRAZING								*	*											*	*									
	SPRINKLER								90	90											90	90									
W17	0.5ha GRAZING										*	*											*	*							
	SPRINKLER										150	150											150	150							
W18	0.4ha GRAZING										*	*											*	*							
	SPRINKLER										120	120											120	120							
W19	0.1ha GRAZING										*	*											*	*							
	SPRINKLER										30	30											30	30							
W20	0.3ha GRAZING				*	*											*	*											*	*	
	SPRINKLER				90	90											90	90											90	90	
W21	1.0ha GRAZING	*									*	*									*	*									*
	SPRINKLER	250									250	250									250	250									250
W22	1.0ha GRAZING		*	*									*	*									*	*							
	SPRINKLER		250	250									250	250									250	250							
W23	0.8ha GRAZING				*	*									*	*									*	*					
	SPRINKLER				200	200									200	200									200	200					
W24	1.2ha GRAZING						*	*									*	*									*	*			
	SPRINKLER						300	300									300	300									300	300			
W25	0.9ha GRAZING								*	*									*	*									*	*	
	SPRINKLER								225	225									225	225									225	225	
W26	1.1ha GRAZING	*											*	*											*	*					
	SPRINKLER	330											330	330											330	330					
W27	1.0ha GRAZING		*	*											*	*											*	*			
	SPRINKLER		300	300											300	300											300	300			
W28	0.5ha GRAZING				*												*												*		
	SPRINKLER				300												300												300		
W29	1.6ha GRAZING					*	*	*										*	*	*										*	*
	SPRINKLER					320	320	320										320	320	320										320	320
W30	0.4ha GRAZING								*												*										
	SPRINKLER								240												240										
W31	0.6ha GRAZING									*												*									
	SPRINKLER									360												360									
W32	0.6ha GRAZING										*												*								
	SPRINKLER										360												360								

IRRIGATION NOVEMBER First entry = Hours Second entry = Cubic meters

	DATE	1	2	3	4	5	6	7	8	9	10	11	12	13	14	15	16	17	18	19	20	21	22	23	24	25	26	27	28	29	30
W33	0.5ha GRAZING											*												*							
	SPRINKLER											300												300							
	TOT. IRRI.	820	880	880	800	820	920	920	765	885	910	850	820	820	830	830	900	920	845	845	790	910	910	850	770	770	930	930	825	845	870
X1	3.1ha NURSERY		9			9				9			9				9			9				9			9				9
	SPRINKLER		*			*				*			*				*			*				*			*				*
X2	1.1ha VINES	6	3	6	6	3	6	6	6	3	6	6	3	6	6	6	3	6	6	3	6	6	6	3	6	6	3	6	6	6	3
	DRIP	*	*	*	*	*	*	*	*	*	*	*	*	*	*	*	*	*	*	*	*	*	*	*	*	*	*	*	*	*	*
X3	3.5ha VINES	6	3	6	6	3	6	6	6	3	6	6	3	6	6	6	3	6	6	3	6	6	6	3	6	6	3	6	6	6	3
	DRIP	*	*	*	*	*	*	*	*	*	*	*	*	*	*	*	*	*	*	*	*	*	*	*	*	*	*	*	*	*	*
X4	3.6ha VINES	6	3	6	6	3	6	6	6	3	6	6	3	6	6	6	3	6	6	3	6	6	6	3	6	6	3	6	6	6	3
	DRIP	*	*	*	*	*	*	*	*	*	*	*	*	*	*	*	*	*	*	*	*	*	*	*	*	*	*	*	*	*	*
X5	3.5ha APRICOT	6	4	6	6	4	6	6	6	4	6	6	4	6	6	6	4	6	6	4	6	6	6	4	6	6	4	6	6	6	4
	DRIP	*	*	*	*	*	*	*	*	*	*	*	*	*	*	*	*	*	*	*	*	*	*	*	*	*	*	*	*	*	*
X6	0.9ha VINES	6	4	6	6	4	6	6	6	4	6	6	4	6	6	6	4	6	6	4	6	6	6	4	6	6	4	6	6	6	4
	DRIP	*	*	*	*	*	*	*	*	*	*	*	*	*	*	*	*	*	*	*	*	*	*	*	*	*	*	*	*	*	*
X7	1.1ha VINES	6	4	6	6	4	6	6	6	4	6	6	4	6	6	6	4	6	6	4	6	6	6	4	6	6	4	6	6	6	4
	DRIP	*	*	*	*	*	*	*	*	*	*	*	*	*	*	*	*	*	*	*	*	*	*	*	*	*	*	*	*	*	*
X8	2.2ha VINES	6	4	6	6	4	6	6	6	4	6	6	4	6	6	6	4	6	6	4	6	6	6	4	6	6	4	6	6	6	4
	DRIP	*	*	*	*	*	*	*	*	*	*	*	*	*	*	*	*	*	*	*	*	*	*	*	*	*	*	*	*	*	*
X9	1.1ha VINES	6	4	6	6	4	6	6	6	4	6	6	4	6	6	6	4	6	6	4	6	6	6	4	6	6	4	6	6	6	4
	DRIP	*	*	*	*	*	*	*	*	*	*	*	*	*	*	*	*	*	*	*	*	*	*	*	*	*	*	*	*	*	*
X10	2.5ha VINES	6	4	6	6	4	6	6	6	4	6	6	4	6	6	6	4	6	6	4	6	6	6	4	6	6	4	6	6	6	4
	DRIP	*	*	*	*	*	*	*	*	*	*	*	*	*	*	*	*	*	*	*	*	*	*	*	*	*	*	*	*	*	*
X11	2.9ha VINES	6	4	6	6	4	6	6	6	4	6	6	4	6	6	6	4	6	6	4	6	6	6	4	6	6	4	6	6	6	4
	DRIP	*	*	*	*	*	*	*	*	*	*	*	*	*	*	*	*	*	*	*	*	*	*	*	*	*	*	*	*	*	*
	TOT. IRRI.	0	0	0	0	0	0	0	0	0	0	0	0	0	0	0	0	0	0	0	0	0	0	0	0	0	0	0	0	0	0
Y1	2.0ha VINES			10				10			8			8				10			10				10		10		8		
	DRIP			*				*			*			*				*			*				*		*		*		
Y2	1.8ha VINES			10				10			8			8				10		10					10		10		8		
	DRIP			*				*			*			*				*		*					*		*		*		
Y3	2.1ha VINES		5				6				4			5				6		5					5		5		4.5		5
	DRIP		*				*				*			*				*		*					*		*		*		*
Y4	1.9ha VINES					5							5						5							5		5		8	
	DRIP					*							*						*							*		*		*	
Y5	0.5ha GRAZING													1.5								1.5									
	SPRINKLER													*								*									
Y6	0.2ha TOMATOE			2		2		2		2		2		2		2		2		2		2			2			2			
	DRIP			*		*		*		*		*		*		*		*		*		*			*			*			
Y7	0.5ha VINES		5				10											5		10		6		5			5		6		6
	DRIP		*				*											*		*		*		*			*		*		*
Y8	0.7ha APRICOT		5											10				10				6		8			8		8		8
	DRIP		*											*				*				*		*			*		*		*
Y9	0.9ha VINES		5				10											5		10		6		5			5		6		6
	DRIP		*				*											*		*		*		*			*		*		*
Y10	1.2ha APRICOT		5											10				10				6		8			8		8		8
	DRIP		*											*				*				*		*			*		*		*
Y11	1.6ha VINES		5				5				4			5				5		5		6		5			6		6		6
	DRIP		*				*				*			*				*		*		*		*			*		*		*
Y12	1.3ha VINES		5				5				4			5				5		5		6		5			6		6		6
	DRIP		*				*				*			*				*		*		*		*			*		*		*
Y13	1.3ha VINES		5				5				4			5				5		5		6		5			6		6		6
	DRIP		*				*				*			*				*		*		*		*			*		*		*

IRRIGATION NOVEMBER First entry = Hours Second entry = Cubic meters

	DATE	1	2	3	4	5	6	7	8	9	10	11	12	13	14	15	16	17	18	19	20	21	22	23	24	25	26	27	28	29	30
Y42	1.8ha VINES				4			4				3				6			6							6		5			
	MICRO				*			*				*				*			*							*		*			
Y43	2.1ha VINES				4			4				3				6			6							6		5			
	MICRO				*			*				*				*			*							*		*			
Y44	1.3ha VINES				4			4				3				6			6							6		5			
	MICRO				*			*				*				*			*							*		*			
Y45	1.1ha VINES				4			4				3				6			6							6		5			
	MICRO				*			*				*				*			*							*		*			
SUB TOTAL IRRI.		0	0	0	0	0	0	0	0	0	0	0	0	0	0	0	0	0	0	0	0	0	0	0	0	0	0	0	0	0	0
TOTAL IRRI.		0	0	0	0	0	0	0	0	0	0	0	0	0	0	0	0	0	0	0	0	0	0	0	0	0	0	0	0	0	0
TOTAL STUDY AREA IRRIGATION *		12370	18242	16186	15092	17379	19376	16636	16292	13693	19161	12729	15330	17301	31566	11692	15761	19292	17606	32411	20830	26216	15956	11535	32134	17059	16585	18748	21059	30817	20846

* EXCLUDED ARE FARMS C,E,H,K,P,T.

IRRIGATION DECEMBER First entry = Hours Second entry = Cubic meters

BL. NO.	DATE	1	2	3	4	5	6	7	8	9	10	11	12	13	14	15	16	17	18	19	20	21	22	23	24	25	26	27	28	29	30	31
	EVAP.	11.3	5.3	6.8	9	9.3	8.8	9	10.8	9.5	10	9.9	9.3	9.8	9.8	8.3	7	9	8.8	8.8	12.3	11	7.3	8	9	8	11	9.5	10.5	9.3	12.7	10
	RAIN	0	0	0	0	0	0	0	0	0	0	0	0	0	0	0	0	0	0	0	0	0	0	0	0	0	0	0	0	0	0.4	0
A1	4.2ha VINES									12	12									12	12									12	12	
	SPRINKLER									1920	1920									1920	1920									1920	1920	
A2	5.0ha VINES	12	12	12								12	12	12								12	12	12								12
	SPRINKLER	1524	1524	1524								1524	1524	1524								1524	1524	1524								1524
A3	4.3ha VINES				12	12	12								12	12	12								12	12	12					
	SPRINKLER				1310	1310	1310								1310	1310	1310								1310	1310	1310					
A4	1.3ha VINES							12	12									12	12									12	12			
	SPRINKLER							594	594									594	549									594	594			
A5	2.7ha VINES		9		9		9			9		9		9			9		9		9			9		9		9			9	
	DRIP		103		103		103			103		103		103			103		103		103			103		103		103			103	
A6	8.4ha APRICOT		9		9		9			9		9		9			9		9		9			9		9		9			9	
	DRIP		319		319		319			319		319		319			319		319		319			319		319		319			319	
A7	4.3ha VINES		9		9		9			9		9		9			9		9		9			9		9		9			9	
	DRIP		164		164		164			164		164		164			164		164		164			164		164		164			164	
A8	5.2ha VINES	9		9		9			9		9		9			9		9		9			9		9		9			9		9
	DRIP	428		428		428			428		428		428			428		428		428			428		428		428			428		428
A9	12.2ha GRAIN																															
	SPRINKLER																															
A10	1.9ha VINES	5		5		5			5		5		5			5		5		5			5		5		5			5		5
	DRIP	137		137		137			137		137		137			137		137		137			137		137		137			137		137
A11	1.9ha VINES	9		9		9			9		9		9			9		9		9			9		9		9			9		9
	DRIP	157		157		157			157		157		157			157		157		157			157		157		157			157		157
A12	1.1ha VINES	5		5		5			5		5		5			5		5		5			5		5		5			5		5
	DRIP	80		80		80			80		80		80			80		80		90			80		80		80			80		80
A13	5.3ha VINES	*		*		*			*		*		*			*		*		*			*		*		*			*		*
	DRIP	422		422		422			422		422		422			422		422		422			422		422		422			422		422
A14	3.5ha VINES	*		*		*			*		*		*			*		*		*			*		*		*			*		*
	DRIP	278		278		278			278		278		278			278		278		278			278		278		278			278		278
A15	1.5ha VINES	5		5		5			5		5		5			5		5		5			5		5		5			5		5
	DRIP	108		108		108			108		108		108			108		108		108			108		108		108			108		108
A16	1.5ha VINES		*		*		*			*		*		*			*		*		*			*		*		*			*	
	DRIP		220		220		220			220		220		220			220		220		220			220		220		220			220	
A17	1.7ha VINES	*		*		*			*		*		*			*		*		*			*		*		*			*		*
	DRIP	440		440		440			440		440		440			440		440		440			440		440		440			440		440
A18	5.0ha VINES		*		*		*			*		*		*			*		*		*			*		*		*			*	
	DRIP		220		220		220			220		220		220			220		220		220			220		220		220			220	
A19	3.8ha VINES		*		*		*			*		*		*			*		*		*			*		*		*			*	
	DRIP		220		220		220			220		220		220			220		220		220			220		220		220			220	
A20	1.8ha VINES				*				*				*				*				*				*				*			
	MICRO				350				350				350				350				350				350				350			
A21	5.6ha VINES	*		*		*			*		*		*			*		*		*			*		*		*			*		*
	DRIP	440		440		440			440		440		440			440		440		440			440		440		440			440		440
A22	17.1ha MAIZE				*					*					*					*					*					*		
	MECHANICAL				5985					5985					5985					5985					5985					5985		
A23	8.7ha MAIZE				*					*					*					*					*					*		
	MECHANICAL				3045					3045					3045					3045					3045					3045		
A24	3.2ha PEACHES																*															
	FLOOD																1256															
A25	5.8ha PEACHES																*															
	FLOOD																2276															
A26	7.9ha LUCERNE				*					*					*					*					*					*		
	MECHANICAL				2765					2765					2765					2765					2765					2765		

IRRIGATION DECEMBER First entry = Hours Second entry = Cubic meters

	DATE	1	2	3	4	5	6	7	8	9	10	11	12	13	14	15	16	17	18	19	20	21	22	23	24	25	26	27	28	29	30	31
A27	9.6ha LUCERNE					12							12							12								12				
	SPRINKLER					3360							3360							3360								3360				
A28	4.7ha PEACHES																*															
	FLOOD																1844															
A29	3.9ha PEACHES																*															
	FLOOD																1530															
	TOT. IRRI.	4014	2770	4014	14701	7160	2556	594	3434	14961	4410	2770	7724	2770	13105	3800	9812	3084	1795	19565	3516	1524	4014	2770	15945	2556	3800	5200	944	16205	3166	4014
B1	2.1ha APRICOT	*	*	*		*			*		*		*			*		*	*		*		*	*	*		*				*	*
	DRIP	40	40	40		40			40		40		40			40		40	40		40		40	40	40		40				40	50
B2	6.3ha VINES	*		*	*		*		*	*	*	*	*	*		*	*	*	*	*	*		*	*	*		*		*	*	*	*
	DRIP	250		260	300		300		300	300	300	200	300	300		300	300	200	300	300	300		300	400	200		300		300	300	300	300
B3	6.3ha VINES	*		*	*		*		*	*	*	*	*	*		*	*	*	*	*	*		*	*	*		*		*	*	*	*
	DRIP	250		260	300		300		300	300	300	200	300	300		300	300	200	300	300	300		300	400	300		300		300	300	300	300
B4	6.5ha VINES	*		*	*		*		*	*	*	*	*	*		*	*	*	*	*	*		*	*	*		*		*	*	*	*
	DRIP	250		260	300		300		300	300	300	200	300	300		200	300	200	300	300	300		300	400	300		300		300	300	300	300
B5	8.0ha APRICOT	*	*	*		*			*		*		*			*	*	*	*		*		*	*	*		*		*		*	*
	DRIP	200	200	200		100			200		300		200			200	200	200	200		200		200	200	200		200		200		200	300
B6	1.1ha VINES	*		*		*			*		*		*			*		*		*			*		*		*			*		*
	MICRO	100		100		100			100		100		100			100		80		100			100		100		80			100		80
B7	2.6ha VINES	*		*		*			*		*		*			*		*		*			*		*		*			*		*
	MICRO	200		240		220			220		220		240			240		220		240			240		240		280			280		240
B8	0.5ha APRICOT	*		*		*			*		*		*			*		*		*			*		*		*			*		*
	MICRO	40		40		40			40		40		40			40		40		40			40		40		40			40		40
B9	2.7ha VINES	2	3	3	2	2	2		3	3	3	2	3	3		3	3	3	3	3	2	3	3	3	3		3		3	3	3	1
	DRIP	*	*	*	*	*	*		*	*	*	*	*	*		*	*	*	*	*	*	*	*	*	*		*		*	*	*	*
B10	3.3ha APRICOT	4	4	4	4	2	2		3	3	3	3	3	3		3	4	3	3	3	4	4	3	3	3		3		3	4	4	3
	DRIP	*	*	*	*	*	*		*	*	*	*	*	*		*	*	*	*	*	*	*	*	*	*		*		*	*	*	*
B11	3.0ha VINES	*		*		*			*		*		*			*		*		*			*		*		*			*		*
	MICRO	240		300		220			320		300		320			320		320		320			320		320		320			320		320
B12	1.0ha VINES	2		3	2	2	2		3	1	2	2		2			2	2	2	2	2	2	2	3	3		3		3	2	2	1
	DRIP	*		*	*	*	*		*	*	*	*		*			*	*	*	*	*	*	*	*	*		*		*	*	*	*
B13	2.7ha VINES	2	3	3	2	2	2		3	1	2	2	2	2		2	2	2	2	2	2	2	2	3	3		3		3	2	2	1
	DRIP	*	*	*	*	*	*		*	*	*	*	*	*		*	*	*	*	*	*	*	*	*	*		*		*	*	*	*
B14	1.5ha VINES	2	3	3	2	2	2		3	1	2	2	2	2		2	2	2	2	2	2	2	2	3	3		3		3	2	2	1
	DRIP	*	*	*	*	*	*		*	*	*	*	*	*		*	*	*	*	*	*	*	*	*	*		*		*	*	*	*
B15	2.3ha APRICOT	3	3	3		2	2		3	3	3	3		3		2	4	3	3	3	3	3	3	3	3		3		3	4	4	3
	DRIP	*	*	*		*	*		*	*	*	*		*		*	*	*	*	*	*	*	*	*	*		*		*	*	*	*
B16	3.7ha VINES	4	4	3	3	3	3		3	4	4	5	3	4		4		4	4	4	3	4	4	6	6		6		6	4	4	3
	DRIP	*	*	*	*	*	*		*	*	*	*	*	*		*		*	*	*	*	*	*	*	*		*		*	*	*	*
B17	5.6ha LUCERNE																															
	SPRINKLER																															
B18	2.1ha VINES																															
	SPRINKLER																															
B19	3.4ha VINES																															
	SPRINKLER																															
B20	2.9ha VINES																															
	SPRINKLER																															
B21	2.2ha VINES																															
	SPRINKLER																															
B22	3.3ha LUCERNE																															
	SPRINKLER																															
B23	7.0ha VINES	3	2	2	2	2	1		3	3	3	3	3	2		3	2	3	3	3	4	3	4	4		3	3		3	4	2	3
	DRIP	*	*	*	*	*	*		*	*	*	*	*	*		*	*	*	*	*	*	*	*	*		*	*		*	*	*	*

IRRIGATION DECEMBER First entry = Hours Second entry = Cubic meters

	DATE	1	2	3	4	5	6	7	8	9	10	11	12	13	14	15	16	17	18	19	20	21	22	23	24	25	26	27	28	29	30	31
B24	1.5ha PEACHES	2	1	1	1	1	1		1	2	2	2	1	2		1	2	2	2	1	2	2	2	2		1	1		2	2	3	3
	SPRINKLER	*	*	*	*	*	*		*	*	*	*	*	*		*	*	*	*	*	*	*	*	*		*	*		*	*	*	*
B25	1.8ha VINES																															
	SPRINKLER																															
B26	3.6ha PEACHES																															
	DRIP																															
B27	5.9ha VINES																															
	SPRINKLER																															
B28	3.3ha LUCERNE																															
	SPRINKLER																															
B29	1.8ha VINES																															
	SPRINKLER																															
	TOT. IRRI.	1570	240	1700	900	720	900	0	1820	900	1900	600	1840	900	0	1740	1100	1500	1140	1600	1140	0	1840	1440	1740	0	1860	0	1100	1640	1140	1930
D1	1.1ha LUCERNE					3								3								3								3		
	SPRINKLER					*								*								*								*		
D2	1.0ha LUCERNE						3								3								3								3	
	SPRINKLER						*								*								*								*	
D3	1.1ha LUCERNE							3								3								3								3
	SPRINKLER							*								*								*								*
D4	2.7ha LUCERNE	3							3	3							3	3							3	3						
	SPRINKLER	*							*	*							*	*							*	*						
D5	2.1ha LUCERNE	3				3				3				3				3				3				3				3		
	SPRINKLER	*				*				*				*				*				*				*				*		
D6	3.5ha LUCERNE		3	3			3	3			3	3			3	3			3	3			3	3			3	3			3	3
	SPRINKLER		*	*			*	*			*	*			*	*			*	*			*	*			*	*			*	*
D7	1.5ha LUCERNE				3				3				3				3				3				3				3			
	SPRINKLER				*				*				*				*				*				*				*			
D8	3.1ha GRAZING														10														10			
	SPRINKLER														*														*			
D9	0.9ha LUCERNE					3								3								3								3		
	SPRINKLER					*								*								*								*		
D10	1.3ha LUCERNE						3								3								3								3	
	SPRINKLER						*								*								*								*	
D11	1.3ha LUCERNE							3								3								3								3
	SPRINKLER							*								*								*								*
D12	0.5ha LUCERNE							3								3								3								3
	SPRINKLER							*								*								*								*
D13	0.6ha LUCERNE								3								3								3							
	SPRINKLER								*								*								*							
D14	0.6ha LUCERNE								3								3								3							
	SPRINKLER								*								*								*							
D15	0.6ha LUCERNE	3								3								3								3						
	SPRINKLER	*								*								*								*						
D16	0.6ha LUCERNE	3								3								3								3						
	SPRINKLER	*								*								*								*						
D17	4.5ha LUCERNE	10														10														10		
	SPRINKLER	*														*														*		
	TOT. IRRI.	0	0	0	0	0	0	0	0	0	0	0	0	0	0	0	0	0	0	0	0	0	0	0	0	0	0	0	0	0	0	0
F1	2.0ha APRICOT	5	5		5	5			5	5		5	5	10				10			10	10			10				10			10
	DRIP	170	170		170	170			170	170		170	170	340				340			340	340			340				340			340
F2	2.0ha VINES	4	4		6	6			6	6		6	6		6	6	6		6	6			6	6			6	6		6	6	

IRRIGATION DECEMBER First entry = Hours Second entry = Cubic meters

	DATE	1	2	3	4	5	6	7	8	9	10	11	12	13	14	15	16	17	18	19	20	21	22	23	24	25	26	27	28	29	30	31
	DRIP	120	120		180	180			180	180		180	180		180	180	180		180	180			180	180			180	180		180	180	
F3	1.9ha VINES	4	4		6	6			6	6		6	6		6	6	6		6	6			6	6			6	6		6	6	
	DRIP	106	106		160	160			160	160		160	160		160	160	160		160	160			160	160			160	160		160	160	
F4	1.7ha VINES	4	4		6	6			6	6		6	6		6	6	6		6	6			6	6			6	6		6	6	
	DRIP	82	82		122	122			122	122		122	122		122	122	122		122	122			122	122			122	122		122	122	
F5	5.3ha VINES	4			4				4			4				4			4				4				4			4		
	MICRO	3519			3519				3519			3519				3519			3519				3519				3519			3519		
F6	1.5ha VINES		5			5				5			5		5		5			5		5		5				5	5		5	
	DRIP		150			150				150			150		150		150			150		150		150				150	150		150	
F7	0.9ha VINES	4			4				4			4				4			4				4				4			4		
	MICRO	119			119				119			119				119			119				119				119			119		
F8	1.9ha VINES	6	6		6	6			6	6		6	6		6	6	6		6	6			6	6			6	6		6	6	
	DRIP	160	160		160	160			160	160		160	160		160	160	160		160	160			160	160			160	160		160	160	
F9	2.2ha PEACHES	6	6		6	6			6	6		6	6		6	6	6		6	6			6	6			6	6		6	6	
	DRIP	211	211		211	211			211	211		211	211		211	211	211		211	211			211	211			211	211		211	211	
F10	1.3ha VINES	6	6		6	6			6	6		6	6		6	6	6		6	6			6	6			6	6		6	6	
	DRIP	75	75		75	75			75	75		75	75		75	75	75		75	75			75	75			75	75		75	75	
F11	2.9ha VINES	6	6		6	6			6	6		6	6		6	6	6		6	6			6	6			6	6		6	6	
	DRIP	348	348		348	348			348	348		348	348		348	348	348		348	348			348	348			348	348		348	348	
F12	2.7ha VINES	6	6		6	6			6	6		6	6		6	6	6		6	6			6	6			6	6		6	6	
	DRIP	308	308		308	308			308	308		308	308		308	308	308		308	308			308	308			308	308		308	308	
F13	2.8ha VINES			10			10	10			10			10				10			10	10			10				10			10
	DRIP			504			504	504			504			504				504			504	504			504				504			504
	TOT. IRRI.	5098	1610	504	5192	1704	504	504	5192	1704	504	5192	1704	844	1534	5022	1534	844	5022	1534	844	994	5022	1534	844	0	5022	1534	994	5022	1534	844
G1	0.2ha NURSERY	5							5.5																							
	MICRO	*							*																							
G2	0.1ha VINES	5							5.5														5.5									
	MICRO	*							*														*									
G3	1.2ha VINES	7							6.5							5.5							7									
	MICRO	*							*							*							*									
G4	1.0ha APRICOT						7									7				7.5												
	MICRO						*									*				*												
G5	0.2ha VINES	5							5.5																							
	MICRO	*							*																							
G6	0.3ha TOMATOE	5																														
	DRIP	*																														
G7	1.3ha VINES	5							5.5								7						5.5									
	MICRO	*							*								*						*									
G8	0.8ha VINES		13							6.5							5.5							7.5								
	MICRO		*							*							*							*								
G9	0.5ha TOMATOE		13		4	4								11					11.5			12.5		6.5								
	DRIP		*		*	*								*					*			*		*								
G10	1.6ha VINES			7						5.5								8												7		
	MICRO			*						*								*												*		
G11	0.4ha VINES			4	4	12							6.5						11.5													
	DRIP			*	*	*							*						*													
G12	0.2ha TOMATOE																															
	DRIP																															
G13	0.6ha FALLOW			7.5							7											12.5			7		12.5			6		
	DRIP			*							*											*			*		*			*		
G14	0.6ha VINES				7						5.5	7								5.5												
	DRIP				*						*	*								*												
G15	0.5ha TOMATOE				7							5.5							6.25													

IRRIGATION DECEMBER First entry = Hours Second entry = Cubic meters

	DATE	1	2	3	4	5	6	7	8	9	10	11	12	13	14	15	16	17	18	19	20	21	22	23	24	25	26	27	28	29	30	31
	DRIP				*							*							*													
G16	0.7ha VINES																		6.25													
	DRIP																		*													
G17	0.7ha VINES					12		12					12					5.5	6.25						6		3.5					
	DRIP					*		*					*					*	*						*		*					
	TOT. IRRI.	0	0	0	0	0	0	0	0	0	0	0	0	0	0	0	0	0	0	0	0	0	0	0	0	0	0	0	0	0	0	0
J1	0.8ha VINES	*	*	*	*	*	*	*	*	*	*	*	*	*	*	*	*	*	*	*	*	*	*	*	*	*	*	*	*	*	*	*
	DRIP	36	36	36	36	36	36	36	36	36	36	36	36	36	36	36	36	36	36	36	36	36	36	36	36	36	36	36	36	36	36	36
J2	2.6ha VINES	*	*	*	*	*	*	*	*	*	*	*	*	*	*	*	*	*	*	*	*	*	*	*	*	*	*	*	*	*	*	*
	DRIP	117	117	117	117	117	117	117	117	117	117	117	117	117	117	117	117	117	117	117	117	117	117	117	117	117	117	117	117	117	117	117
J3	3.2ha VINES	*	*	*	*	*	*	*	*	*	*	*	*	*	*	*	*	*	*	*	*	*	*	*	*	*	*	*	*	*	*	*
	DRIP	144	144	144	144	144	144	144	144	144	144	144	144	144	144	144	144	144	144	144	144	144	144	144	144	144	144	144	144	144	144	144
J4	1.9ha APRICOT	*	*	*	*	*	*	*	*	*	*	*	*	*																		
	DRIP	95	95	95	95	95	95	95	95	95	95	95	95	95																		
J5	6.1ha VINES	*	*	*	*	*	*	*	*	*	*	*	*	*	*	*	*	*	*	*	*	*	*	*	*	*	*	*	*	*	*	*
	DRIP	275	275	275	275	275	275	275	275	275	275	275	275	275	275	275	275	275	275	275	275	275	275	275	275	275	275	275	275	275	275	275
J6	1.9ha APRICOT	*	*	*	*	*	*	*	*	*	*	*	*	*																		
	DRIP	95	95	95	95	95	95	95	95	95	95	95	95	95																		
J7	0.3ha VINES	*	*	*	*	*	*	*	*	*	*	*	*	*	*	*	*	*	*	*	*	*	*	*	*	*	*	*	*	*	*	*
	DRIP	13	13	13	13	13	13	13	13	13	13	13	13	13	13	13	13	13	13	13	13	13	13	13	13	13	13	13	13	13	13	13
J8	0.4ha VINES	*	*	*	*	*	*	*	*	*	*	*	*	*	*	*	*	*	*	*	*	*	*	*	*	*	*	*	*	*	*	*
	DRIP	18	18	18	18	18	18	18	18	18	18	18	18	18	18	18	18	18	18	18	18	18	18	18	18	18	18	18	18	18	18	18
J9	1.0ha VINES	*	*	*	*	*	*	*	*	*	*	*	*	*	*	*	*	*	*	*	*	*	*	*	*	*	*	*	*	*	*	*
	DRIP	45	45	45	45	45	45	45	45	45	45	45	45	45	45	45	45	45	45	45	45	45	45	45	45	45	45	45	45	45	45	45
J10	0.6ha VINES	*	*	*	*	*	*	*	*	*	*	*	*	*	*	*	*	*	*	*	*	*	*	*	*	*	*	*	*	*	*	*
	DRIP	27	27	27	27	27	27	27	27	27	27	27	27	27	27	27	27	27	27	27	27	27	27	27	27	27	27	27	27	27	27	27
J11	0.7ha VINES	*	*	*	*	*	*	*	*	*	*	*	*	*	*	*	*	*	*	*	*	*	*	*	*	*	*	*	*	*	*	*
	DRIP	315	315	315	315	315	315	315	315	315	315	315	315	315	315	315	315	315	315	315	315	315	315	315	315	315	315	315	315	315	315	315
J12	1.2ha VINES	*	*	*	*	*	*	*	*	*	*	*	*	*	*	*	*	*	*	*	*	*	*	*	*	*	*	*	*	*	*	*
	DRIP	54	54	54	54	54	54	54	54	54	54	54	54	54	54	54	54	54	54	54	54	54	54	54	54	54	54	54	54	54	54	54
J13	4.7ha VINES	*	*	*	*	*	*	*	*	*	*	*	*	*	*	*	*	*	*	*	*	*	*	*	*	*	*	*	*	*	*	*
	DRIP	212	212	212	212	212	212	212	212	212	212	212	212	212	212	212	212	212	212	212	212	212	212	212	212	212	212	212	212	212	212	212
J14	2.0ha VINES	*	*	*	*	*	*	*	*	*	*	*	*	*	*	*	*	*	*	*	*	*	*	*	*	*	*	*	*	*	*	*
	DRIP	90	90	90	90	90	90	90	90	90	90	90	90	90	90	90	90	90	90	90	90	90	90	90	90	90	90	90	90	90	90	90
J15	1.1ha VINES	*	*	*	*	*	*	*	*	*	*	*	*	*	*	*	*	*	*	*	*	*	*	*	*	*	*	*	*	*	*	*
	DRIP	49	49	49	49	49	49	49	49	49	49	49	49	49	49	49	49	49	49	49	49	49	49	49	49	49	49	49	49	49	49	49
J16	1.5ha VINES	*	*	*	*	*	*	*	*	*	*	*	*	*	*	*	*	*	*	*	*	*	*	*	*	*	*	*	*	*	*	*
	DRIP	67	67	67	67	67	67	67	67	67	67	67	67	67	67	67	67	67	67	67	67	67	67	67	67	67	67	67	67	67	67	67
J17	1.6ha VINES	*	*	*	*	*	*	*	*	*	*	*	*	*	*	*	*	*	*	*	*	*	*	*	*	*	*	*	*	*	*	*
	DRIP	72	72	72	72	72	72	72	72	72	72	72	72	72	72	72	72	72	72	72	72	72	72	72	72	72	72	72	72	72	72	72
J18	1.1ha VINES	*	*	*	*	*	*	*	*	*	*	*	*	*	*	*	*	*	*	*	*	*	*	*	*	*	*	*	*	*	*	*
	DRIP	49	49	49	49	49	49	49	49	49	49	49	49	49	49	49	49	49	49	49	49	49	49	49	49	49	49	49	49	49	49	49
J19	1.7ha VINES	*	*	*	*	*	*	*	*	*	*	*	*	*	*	*	*	*	*	*	*	*	*	*	*	*	*	*	*	*	*	*
	DRIP	76	76	76	76	76	76	76	76	76	76	76	76	76	76	76	76	76	76	76	76	76	76	76	76	76	76	76	76	76	76	76
J20	1.1ha VINES	*	*	*	*	*	*	*	*	*	*	*	*	*	*	*	*	*	*	*	*	*	*	*	*	*	*	*	*	*	*	*
	DRIP	49	49	49	49	49	49	49	49	49	49	49	49	49	49	49	49	49	49	49	49	49	49	49	49	49	49	49	49	49	49	49
J21	1.5ha VINES	*	*	*	*	*	*	*	*	*	*	*	*	*	*	*	*	*	*	*	*	*	*	*	*	*	*	*	*	*	*	*
	DRIP	67	67	67	67	67	67	67	67	67	67	67	67	67	67	67	67	67	67	67	67	67	67	67	67	67	67	67	67	67	67	67
J22	1.4ha VINES	*	*	*	*	*	*	*	*	*	*	*	*	*	*	*	*	*	*	*	*	*	*	*	*	*	*	*	*	*	*	*
	DRIP	63	63	63	63	63	63	63	63	63	63	63	63	63	63	63	63	63	63	63	63	63	63	63	63	63	63	63	63	63	63	63
J23	3.1ha VINES	*	*	*	*	*	*	*	*	*	*	*	*	*	*	*	*	*	*	*	*	*	*	*	*	*	*	*	*	*	*	*
	DRIP	140	140	140	140	140	140	140	140	140	140	140	140	140	140	140	140	140	140	140	140	140	140	140	140	140	140	140	140	140	140	140
J24	2.3ha VINES	*	*	*	*	*	*	*	*	*	*	*	*	*	*	*	*	*	*	*	*	*	*	*	*	*	*	*	*	*	*	*

IRRIGATION DECEMBER First entry = Hours Second entry = Cubic meters

	DATE	1	2	3	4	5	6	7	8	9	10	11	12	13	14	15	16	17	18	19	20	21	22	23	24	25	26	27	28	29	30	31
	DRIP	108	108	108	108	108	108	108	108	108	108	108	108	108	108	108	108	108	108	108	108	108	108	108	108	108	108	108	108	108	108	108
J25	3.2ha VINES	*	*	*	*	*	*	*	*	*	*	*	*	*	*	*	*	*	*	*	*	*	*	*	*	*	*	*	*	*	*	*
	DRIP	144	144	144	144	144	144	144	144	144	144	144	144	144	144	144	144	144	144	144	144	144	144	144	144	144	144	144	144	144	144	144
J26	2.6ha VINES	*	*	*	*	*	*	*	*	*	*	*	*	*	*	*	*	*	*	*	*	*	*	*	*	*	*	*	*	*	*	*
	DRIP	117	117	117	117	117	117	117	117	117	117	117	117	117	117	117	117	117	117	117	117	117	117	117	117	117	117	117	117	117	117	117
J27	1.5ha VINES	*	*	*	*	*	*	*	*	*	*	*	*	*	*	*	*	*	*	*	*	*	*	*	*	*	*	*	*	*	*	*
	DRIP	67	67	67	67	67	67	67	67	67	67	67	67	67	67	67	67	67	67	67	67	67	67	67	67	67	67	67	67	67	67	67
J28	2.3ha VINES	*	*	*	*	*	*	*	*	*	*	*	*	*	*	*	*	*	*	*	*	*	*	*	*	*	*	*	*	*	*	*
	DRIP	104	104	104	104	104	104	104	104	104	104	104	104	104	104	104	104	104	104	104	104	104	104	104	104	104	104	104	104	104	104	104
J29	0.6ha VINES	*	*	*	*	*	*	*	*	*	*	*	*	*	*	*	*	*	*	*	*	*	*	*	*	*	*	*	*	*	*	*
	DRIP	27	27	27	27	27	27	27	27	27	27	27	27	27	27	27	27	27	27	27	27	27	27	27	27	27	27	27	27	27	27	27
J30	0.9ha VINES	*	*	*	*	*	*	*	*	*	*	*	*	*	*	*	*	*	*	*	*	*	*	*	*	*	*	*	*	*	*	*
	DRIP	40	40	40	40	40	40	40	40	40	40	40	40	40	40	40	40	40	40	40	40	40	40	40	40	40	40	40	40	40	40	40
J31	1.6ha VINES	*	*	*	*	*	*	*	*	*	*	*	*	*	*	*	*	*	*	*	*	*	*	*	*	*	*	*	*	*	*	*
	DRIP	72	72	72	72	72	72	72	72	72	72	72	72	72	72	72	72	72	72	72	72	72	72	72	72	72	72	72	72	72	72	72
J32	2.9ha VINES	*	*	*	*	*	*	*	*	*	*	*	*	*	*	*	*	*	*	*	*	*	*	*	*	*	*	*	*	*	*	*
	DRIP	131	131	131	131	131	131	131	131	131	131	131	131	131	131	131	131	131	131	131	131	131	131	131	131	131	131	131	131	131	131	131
J33	2.3ha VINES	*	*	*	*	*	*	*	*	*	*	*	*	*	*	*	*	*	*	*	*	*	*	*	*	*	*	*	*	*	*	*
	DRIP	104	104	104	104	104	104	104	104	104	104	104	104	104	104	104	104	104	104	104	104	104	104	104	104	104	104	104	104	104	104	104
J34	1.1ha GRAZING	*	*	*	*	*	*	*	*	*	*	*	*	*	*	*	*	*	*	*	*	*	*	*	*	*	*	*	*	*	*	*
	SPRINKLER	*	*	*	*	*	*	*	*	*	*	*	*	*	*	*	*	*	*	*	*	*	*	*	*	*	*	*	*	*	*	*
J35	1.3ha VINES	*	*	*	*	*	*	*	*	*	*	*	*	*	*	*	*	*	*	*	*	*	*	*	*	*	*	*	*	*	*	*
	DRIP	58	58	58	58	58	58	58	58	58	58	58	58	58	58	58	58	58	58	58	58	58	58	58	58	58	58	58	58	58	58	58
J36	0.6ha VINES	*	*	*	*	*	*	*	*	*	*	*	*	*	*	*	*	*	*	*	*	*	*	*	*	*	*	*	*	*	*	*
	DRIP	27	27	27	27	27	27	27	27	27	27	27	27	27	27	27	27	27	27	27	27	27	27	27	27	27	27	27	27	27	27	27
J37	2.5ha PEACHES	*	*	*	*	*	*	*	*	*	*	*	*	*	*	*	*	*	*	*	*	*	*	*	*	*	*	*	*	*	*	*
	DRIP	125	125	125	125	125	125	125	125	125	125	125	125	125	125	125	125	125	125	125	125	125	125	125	125	125	125	125	125	125	125	125
J38	1.7ha VINES	*	*	*	*	*	*	*	*	*	*	*	*	*	*	*	*	*	*	*	*	*	*	*	*	*	*	*	*	*	*	*
	DRIP	76	76	76	76	76	76	76	76	76	76	76	76	76	76	76	76	76	76	76	76	76	76	76	76	76	76	76	76	76	76	76
J39	1.0ha VINES	*	*	*	*	*	*	*	*	*	*	*	*	*	*	*	*	*	*	*	*	*	*	*	*	*	*	*	*	*	*	*
	DRIP	45	45	45	45	45	45	45	45	45	45	45	45	45	45	45	45	45	45	45	45	45	45	45	45	45	45	45	45	45	45	45
J40	1.2ha VINES	*	*	*	*	*	*	*	*	*	*	*	*	*	*	*	*	*	*	*	*	*	*	*	*	*	*	*	*	*	*	*
	DRIP	54	54	54	54	54	54	54	54	54	54	54	54	54	54	54	54	54	54	54	54	54	54	54	54	54	54	54	54	54	54	54
J41	2.0ha PEACHES	*	*	*	*	*	*	*	*	*	*	*	*	*	*	*	*	*	*	*	*	*	*	*	*	*	*	*	*	*	*	*
	DRIP	100	100	100	100	100	100	100	100	100	100	100	100	100	100	100	100	100	100	100	100	100	100	100	100	100	100	100	100	100	100	100
J42	1.0ha PEACHES	*	*	*	*	*	*	*	*	*	*	*	*	*	*	*	*	*	*	*	*	*	*	*	*	*	*	*	*	*	*	*
	DRIP	50	50	50	50	50	50	50	50	50	50	50	50	50	50	50	50	50	50	50	50	50	50	50	50	50	50	50	50	50	50	50
J43	2.2ha PEACHES	*	*	*	*	*	*	*	*	*	*	*	*	*	*	*	*	*	*	*	*	*	*	*	*	*	*	*	*	*	*	*
	DRIP	110	110	110	110	110	110	110	110	110	110	110	110	110	110	110	110	110	110	110	110	110	110	110	110	110	110	110	110	110	110	110
J44	2.3ha VINES	*	*	*	*	*	*	*	*	*	*	*	*	*	*	*	*	*	*	*	*	*	*	*	*	*	*	*	*	*	*	*
	DRIP	104	104	104	104	104	104	104	104	104	104	104	104	104	104	104	104	104	104	104	104	104	104	104	104	104	104	104	104	104	104	104
J45	2.6ha VINES	*	*	*	*	*	*	*	*	*	*	*	*	*	*	*	*	*	*	*	*	*	*	*	*	*	*	*	*	*	*	*
	DRIP	117	117	117	117	117	117	117	117	117	117	117	117	117	117	117	117	117	117	117	117	117	117	117	117	117	117	117	117	117	117	117
J46	3.8ha VINES	*	*	*	*	*	*	*	*	*	*	*	*	*	*	*	*	*	*	*	*	*	*	*	*	*	*	*	*	*	*	*
	DRIP	171	171	171	171	171	171	171	171	171	171	171	171	171	171	171	171	171	171	171	171	171	171	171	171	171	171	171	171	171	171	171
J47	1.5ha VINES	*	*	*	*	*	*	*	*	*	*	*	*	*	*	*	*	*	*	*	*	*	*	*	*	*	*	*	*	*	*	*
	DRIP	67	67	67	67	67	67	67	67	67	67	67	67	67	67	67	67	67	67	67	67	67	67	67	67	67	67	67	67	67	67	67
J48	2.3ha VINES	*	*	*	*	*	*	*	*	*	*	*	*	*	*	*	*	*	*	*	*	*	*	*	*	*	*	*	*	*	*	*
	DRIP	104	104	104	104	104	104	104	104	104	104	104	104	104	104	104	104	104	104	104	104	104	104	104	104	104	104	104	104	104	104	104
J49	1.4ha APRICOT	*	*	*	*	*	*	*	*	*	*	*	*	*	*	*	*	*	*	*	*	*	*	*	*	*	*	*	*	*	*	*
	DRIP	70	70	70	70	70	70	70	70	70	70	70	70	70	35	35	35	35	35	35	35	35	35	35	35	35	35	35	35	35	35	35
J50	1.1ha VINES	*	*	*	*	*	*	*	*	*	*	*	*	*	*	*	*	*	*	*	*	*	*	*	*	*	*	*	*	*	*	*
	DRIP	49	49	49	49	49	49	49	49	49	49	49	49	49	49	49	49	49	49	49	49	49	49	49	49	49	49	49	49	49	49	49
J51	2.0ha VINES	*	*	*	*	*	*	*	*	*	*	*	*	*	*	*	*	*	*	*	*	*	*	*	*	*	*	*	*	*	*	*
	DRIP	90	90	90	90	90	90	90	90	90	90	90	90	90	90	90	90	90	90	90	90	90	90	90	90	90	90	90	90	90	90	90

IRRIGATION DECEMBER First entry = Hours Second entry = Cubic meters

	DATE	1	2	3	4	5	6	7	8	9	10	11	12	13	14	15	16	17	18	19	20	21	22	23	24	25	26	27	28	29	30	31
J52	4.8ha VINES	*	*	*	*	*	*	*	*	*	*	*	*	*	*	*	*	*	*	*	*	*	*	*	*	*	*	*	*	*	*	*
	DRIP	216	216	216	216	216	216	216	216	216	216	216	216	216	216	216	216	216	216	216	216	216	216	216	216	216	216	216	216	216	216	216
J53	0.8ha VINES	*	*	*	*	*	*	*	*	*	*	*	*	*	*	*	*	*	*	*	*	*	*	*	*	*	*	*	*	*	*	*
	DRIP	36	36	36	36	36	36	36	36	36	36	36	36	36	36	36	36	36	36	36	36	36	36	36	36	36	36	36	36	36	36	36
J54	3.2ha FALLOW	*	*	*	*	*	*	*	*	*	*	*	*	*	*	*	*	*	*	*	*	*	*	*	*	*	*	*	*	*	*	*
	0.9ha VINES	*	*	*	*	*	*	*	*	*	*	*	*	*	*	*	*	*	*	*	*	*	*	*	*	*	*	*	*	*	*	*
J55	0.8ha VINES	*	*	*	*	*	*	*	*	*	*	*	*	*	*	*	*	*	*	*	*	*	*	*	*	*	*	*	*	*	*	*
	DRIP	36	36	36	36	36	36	36	36	36	36	36	36	36	36	36	36	36	36	36	36	36	36	36	36	36	36	36	36	36	36	36
J56	2.4ha VINES	*	*	*	*	*	*	*	*	*	*	*	*	*	*	*	*	*	*	*	*	*	*	*	*	*	*	*	*	*	*	*
	DRIP	108	108	108	108	108	108	108	108	108	108	108	108	108	108	108	108	108	108	108	108	108	108	108	108	108	108	108	108	108	108	108
J57	2.6ha VINES	*	*	*	*	*	*	*	*	*	*	*	*	*	*	*	*	*	*	*	*	*	*	*	*	*	*	*	*	*	*	*
	DRIP	117	117	117	117	117	117	117	117	117	117	117	117	117	117	117	117	117	117	117	117	117	117	117	117	117	117	117	117	117	117	117
	SUB.TOT.IRRI.	4324	4324	4324	4324	4324	4324	4324	4324	4324	4324	4324	4324	4324	4099	4099	4099	4099	4099	4099	4099	4099	4099	4099	4099	4099	4099	4099	4099	4099	4099	4099
	TOT. IRRI.	4976	4976	4976	4976	4976	4976	4976	4976	4976	4976	4976	4976	4976	4751	4751	4751	4751	4751	4751	4751	4751	4751	4751	4751	4751	4751	4751	4751	4751	4751	4751
M1	2.0ha VINES					10	10							10	10					10	10		10	10						10	10	
	DRIP					*	*							*	*					*	*		*	*						*	*	
M2	0.8ha APRICOT		5						5									5														
	FLOOD		*						*									*														
M3	0.9ha VINES					10									10					10					10							
	DRIP					*									*					*					*							
M4	2.7ha VINES					10	10	10						10	10					10	10		10	10						10	10	
	DRIP					*	*	*						*	*					*	*		*	*						*	*	
M5	0.3ha GRAZING								4									4							5							
	FLOOD								*									*							*							
M6	0.7ha VINES					10								10						10					10							
	DRIP					*								*						*					*							
M7	1.7ha APRICOT	10																														
	FLOOD	*																														
M8	1.4ha PEACHES								6														5									
	FLOOD								*														*									
M9	1.4ha VINES					10								10							10			10						10		
	DRIP					*								*							*			*						*		
M10	1.0ha VINES							10												10	10		10							10	10	
	DRIP							*												*	*		*							*	*	
M11	1.0ha VINES						10								10						10				10						10	
	DRIP						*								*						*				*						*	
M12	1.6ha PEACHES												14										9							12		
	FLOOD												*										*							*		
M13	2.4ha PEACHES										11																					
	FLOOD										*																					
	TOT. IRRI.	0	0	0	0	0	0	0	0	0	0	0	0	0	0	0	0	0	0	0	0	0	0	0	0	0	0	0	0	0	0	0
O1	0.6ha VINES			5							5					5							5					5				
	SPRINKLER			*							*					*							*					*				
O2	1.7ha TOMATOE															5																
	DRIP															*																
O3	0.5ha VINES			5							5					5							5					5				
	SPRINKLER			*							*					*							*					*				
O4	1.4ha VINES			8	5			10		7.5	5	10		10		8		10		10		8		10		10		10		10		10
	DRIP			*	*			*		*	*	*		*		*		*		*		*		*		*		*		*		*
O5	1.0ha VINES	8		8		8		8	8		10		10		10		8		10		10		10		10		10		10			10
	DRIP	*		*		*		*	*		*		*		*		*		*		*		*		*		*		*			*

IRRIGATION DECEMBER First entry = Hours Second entry = Cubic meters

	DATE	1	2	3	4	5	6	7	8	9	10	11	12	13	14	15	16	17	18	19	20	21	22	23	24	25	26	27	28	29	30	31
06	1.2ha VINES	8		8		8		8	8		10		10		10		8		10		10		10		10		10		10			10
	DRIP	*		*		*		*	*		*		*		*		*		*		*		*		*		*		*			*
07	1.0ha VINES	3		8		8		8	8		10		10		10		8		10		10		10		10		10		10			10
	DRIP	*		*		*		*	*		*		*		*		*		*		*		*		*		*		*			*
08	0.9ha APRICOT					5				5					5							5					5					5
	SPRINKLER					*				*					*							*					*					*
09	0.8ha VINES				5						5					5							5							5		
	SPRINKLER				*						*					*							*							*		
010	0.4ha VINES	8		8		8		8	8		10		10		10		8		10		10		10		10		10		10			10
	DRIP	*		*		*		*	*		*		*		*		*		*		*		*		*		*		*			*
011	2.21ha VINES	8		8		8		10		7.5		10		10		8		10		10		8		10		10		10		10		10
	DRIP	*		*		*		*		*		*		*		*		*		*		*		*		*		*		*		*
012	2.5ha VINES	8		8		8		10		7.5		10		10		8		10		10		8		10		10		10		10		10
	DRIP	*		*		*		*		*		*		*		*		*		*		*		*		*		*		*		*
013	2.0ha VINES		8		8		8		10	10		10		10		10		10		10		8		10		10	10			10		10
	DRIP		*		*		*		*	*		*		*		*		*		*		*		*		*	*			*		*
014	2.4ha VINES		8		8		8		10	10		10		10		10		10		10		8		10		10	10			10		10
	DRIP		*		*		*		*	*		*		*		*		*		*		*		*		*	*			*		*
015	0.4ha VINES	8		8		8		8	8		10		10		10		8		10		10		10		10		10		10			10
	DRIP	*		*		*		*	*		*		*		*		*		*		*		*		*		*		*			*
016	0.8ha TOMATOE																															
	DRIP																															
017	0.4ha VINES		8		8		8		10	10		10		10		8		10		10		8		10		10	10			10		10
	DRIP		*		*		*		*	*		*		*		*		*		*		*		*		*	*			*		*
018	0.7ha APRICOT																															
	SPRINKLER				5																											
019	0.7ha TOMATOE				*																											
	DRIP																															
020	0.7ha VINES		8		8		8		10	10		10		10		8		10		10		8		10		10	10			10		10
	DRIP		*		*		*		*	*		*		*		*		*		*		*		*		*	*			*		*
	TOT. IRRI.	0	0	0	5	0	0	0	0	0	0	0	0	0	0	0	0	0	0	0	0	0	0	0	0	0	0	0	0	0	0	0
Q1	0.7ha VINES		12			12			12			12			12			12				12				12			12			12
	DRIP		*			*			*			*			*			*				*				*			*			*
Q2	1.3ha VINES		12			12			12			12			12			12				12				12			12			12
	DRIP		*			*			*			*			*			*				*				*			*			*
Q3	1.0ha VINES		12			12			12			12			12			12				12				12			12			12
	DRIP		*			*			*			*			*			*				*				*			*			*
Q4	2.9ha VINES		12			12			12			12			12			12				12				12			12			12
	DRIP		*			*			*			*			*			*				*				*			*			*
Q5	1.2ha VINES		12			12			12			12			12			12				12				12			12			12
	DRIP		*			*			*			*			*			*				*				*			*			*
Q6	1.5ha VINES		12			12			12			12			12			12				12				12			12			12
	DRIP		*			*			*			*			*			*				*				*			*			*
Q7	0.6ha VINES			12			12			12			12				12				12				12			12			12
	DRIP			*			*			*			*				*				*				*			*			*
Q8	2.4ha VINES			12			12			12			12				12				12				12			12			12
	DRIP			*			*			*			*				*				*				*			*			*
Q9	1.2ha APRICOT	12			12				12																							
	MICRO	*			*				*																							
Q10	1.6ha VINES			12			12			12			12			12				12			12		12			12			12
	DRIP			*			*			*			*			*				*			*		*			*			*
Q11	1.2ha VINES			12			12			12			12				12					12				12			12		12
	DRIP			*			*			*			*				*					*				*			*		*

IRRIGATION DECEMBER First entry = Hours Second entry = Cubic meters

	DATE	1	2	3	4	5	6	7	8	9	10	11	12	13	14	15	16	17	18	19	20	21	22	23	24	25	26	27	28	29	30	31
Q12	1.6ha VINES			12			12			12			12				12					12				12			12		12	
	DRIP			*			*			*			*				*					*				*			*		*	
Q13	2.2ha VINES		12			12			12			12			12			12			12			12			12			12		
	DRIP		*			*			*			*			*			*			*			*			*			*		
Q14	2.0ha VINES		12			12			12			12			12			12		12			12	12			12			12		
	DRIP		*			*			*			*			*			*		*			*	*			*			*		
Q15	2.5ha APRICOT		12			12			12			12			12			12			12		12	12			12			12		
	MICRO		*			*			*			*			*			*			*		*	*			*			*		
Q16	2.0ha APRICOT	12			12			12			12			12			12				12			12				12				12
	MICRO	*			*			*			*			*			*				*			*				*				*
Q17	2.3ha APRICOT	12			12			12			12			12			12				12			12				12				
	MICRO	*			*			*			*			*			*				*			*				*				
Q18	3.4ha VINES			24			24			24			24			24			24	12			24				24			24		
	DRIP			*			*			*			*			*			*	*			*				*			*		
Q19	2.0ha TOMATOE																															
	DRIP																															
Q20	0.9ha APRICOT	8			8							8			8			8			8			8			8			8		
	DRIP	*			*							*			*			*			*			*			*			*		
Q21	1.2ha APRICOT	8			8							8			8			8			8			8			8			8		
	DRIP	*			*							*			*			*			*			*			*			*		
Q22	0.3ha VINES	8			8							8			8			8			8			8			8			8		
	DRIP	*			*							*			*			*			*			*			*			*		
Q23	1.2ha VINES	8			8							8			8			8			8			8			8			8		
	DRIP	*			*							*			*			*			*			*			*			*		
Q24	1.5ha VINES	8			8							8			8			8			8			8			8			8		
	DRIP	*			*							*			*			*			*			*			*			*		
Q25	1.9ha VINES	8			8							8			8			8			8			8			8			8		
	DRIP	*			*							*			*			*			*			*			*			*		
Q26	1.3ha VINES	8			8							8			8			8			8			8			8			8		
	DRIP	*			*							*			*			*			*			*			*			*		
Q27	1.5ha TOMATOE																															
	DRIP																															
Q28	0.9ha VINES		8			8							8			8			8			8			8			8			8	
	DRIP		*			*							*			*			*			*			*			*			*	
Q29	1.1ha VINES		8			8							8			8			8			8			8			8			8	
	DRIP		*			*							*			*			*			*			*			*			*	
Q30	1.8ha VINES		8			8							8			8			8			8			8			8			8	
	DRIP		*			*							*			*			*			*			*			*			*	
Q31	2.8ha VINES		8			8							8			8			8			8			8			8			8	
	DRIP		*			*							*			*			*			*			*			*			*	
Q32	2.3ha VINES			8			8							8			8			8			8			8			8			8
	DRIP			*			*							*			*			*			*			*			*			*
Q33	1.3ha APRICOT			*						*					*					*						*					*	
	DRIP			300						300					300					300						300					300	
Q34	0.3ha VINES																															
	DRIP																															
Q35	2.8ha VINES				*						*					*					*						*					
	DRIP				600						600					600					600						600					
Q36	1.8ha APRICOT						*						*					*					*						*			
	DRIP						350						350					350					350						350			
Q37	1.3ha VINES	*		*						*					*					*						*					*	
	DRIP	150		300						300					300					300						300					300	
Q38	1.7ha APRICOT					*						*					*					*					*					*
	DRIP					350						350					350					350					350					350
Q39	0.3ha APRICOT					*						*					*					*					*					*

IRRIGATION DECEMBER First entry = Hours Second entry = Cubic meters

	DATE	1	2	3	4	5	6	7	8	9	10	11	12	13	14	15	16	17	18	19	20	21	22	23	24	25	26	27	28	29	30	31
	DRIP					250						250					250					250					250					250
Q40	0.9ha APRICOT					*						*					*					*					*					*
	DRIP					250						250					250					250					250					250
Q41	1.0ha GRAZING	*					*						*					*					*					*				
	SPRINKLER	100					100						100					100					100					100				
Q42	1.6ha VINES		*					*						*					*					*					*			
	DRIP		300					300						300					300					300					300			
Q43	1.7ha VINES	*	*				*	*					*	*				*	*				*	*				*				
	DRIP	350	300				150	300					150	300				150	300				150	300				150				
	TOT. IRRI.	600	600	600	600	850	600	600	0	600	600	850	600	600	600	600	850	600	600	600	600	850	600	600	600	600	850	600	300	600	0	850
R1	1.9ha VINES	12		12			12				2																					
	DRIP	*		*			*				*																					
R2	2.4ha PEACHES				12	12							12								12											
	DRIP				*	*							*								*											
R3	1.6ha PEACHES		12					12			3						12	12				12										
	DRIP		*					*			*						*	*				*										
R4	2.7ha VINES	12					12		12						12								12						12			
	DRIP	*					*		*						*								*						*			
R5	1.9ha PEACHES										3	12												12						12		
	DRIP										*	*												*						*		
R6	2.1ha VINES					12																			12						12	
	DRIP					*																			*						*	
R7	3.0ha VINES			12							2			12					12													12
	DRIP			*							*			*					*													*
R8	2.9ha VINES		12								2											12	12			12						
	DRIP		*								*											*	*			*						
R9	1.5ha TOMATOE										2		12		12					24				12	12		12					
	DRIP										*		*		*					*				*	*		*					
R10	3.5ha TOMATOE							12			2						12	12										12	12			
	DRIP							*			*						*	*										*	*			
R11	3.5ha VINES	12					12				2																					
	DRIP	*					*				*																					
R12	2.3ha PEACHES				12				12		2					24														12		
	DRIP				*				*		*					*														*		
R13	2.0ha VINES		12	12		12					4																				12	
	DRIP		*	*		*					*																				*	
R14	1.9ha PEACHES										2	12																				12
	MICRO										*	*																				*
R15	2.9ha VINES							12			2			12							12											
	FLOOD							*			*			*							*											
R16	3.5ha VINES										4		12		12		12	12				12							12			
	DRIP										*		*		*		*	*				*							*			
R17	3.5ha VINES	12					12				3												12							12		
	DRIP	*					*				*												*							*		
R18	5.7ha LUCERNE		12	12		12					2													12							12	
	SPRINKLER		*	*		*					*													*							*	
R19	1.4ha TOMATOE				12				12		2														12							12
	DRIP				*				*		*														*							*
R20	1.9ha PEACHES										5																					
	DRIP										*																					
R21	2.1ha VINES										3	12																				
	DRIP										*	*																				
R22	1.1ha VINES							12			2			12			12	12			12					12			12			

IRRIGATION DECEMBER First entry = Hours Second entry = Cubic meters

	DATE	1	2	3	4	5	6	7	8	9	10	11	12	13	14	15	16	17	18	19	20	21	22	23	24	25	26	27	28	29	30	31
	DRIP							*			*			*			*	*			*					*			*			
R23	1.8ha PEACHES	12					12				5											12					12			12		
	DRIP	*					*				*											*					*			*		
R24	1.6ha VINES		12	12		12					2												12					12			12	
	DRIP		*	*		*					*												*					*			*	
R25	2.1ha GRAZING				12				12		3		12		12									12								12
	SPRINKLER				*				*		*		*		*									*								*
R26	2.2ha LUCERNE										5	12				24									12							
	SPRINKLER										*	*				*									*							
R27	1.4ha LUCERNE										2																					
	SPRINKLER										*																					
R28	1.1ha APRICOT							12			2			12			12	12			12											
	DRIP							*			*			*			*	*			*											
R29	2.6ha VINES		12	12		12					3											12										
	DRIP		*	*		*					*											*										
R30	2.2ha VINES	12					12				2												12						12			
	DRIP	*					*				*												*						*			
R31	1.1ha VINES				12				12		4													12						12		
	DRIP				*				*		*													*						*		
R32	2.0ha APRICOT																															
	SPRINKLER																															
	TOT. IRRI.	0	0	0	0	0	0	0	0	0	0	0	0	0	0	0	0	0	0	0	0	0	0	0	0	0	0	0	0	0	0	0
S1	3.7ha VINES									10																					10	
	SPRINKLER									2775																					2775	
S2	3.6ha VINES		10							10							10							10							10	
	MICRO		1368							1368							1368							1368							1368	
S3	3.6ha VINES										10																					10
	SPRINKLER										2700																					2700
S4	4.3ha VINES											10																				
	SPRINKLER											3225																				
S5	2.3ha VINES			10							10							10							10							10
	MICRO			874							874							874							874							874
S6	4.7ha VINES				10							10							10							10						
	MICRO				1786							1786							1786							1786						
S7	6.0ha VINES					10							10							10							10					
	MICRO					2280							2280							2280							2280					
S8	3.1ha VINES						10							10							10							10				
	MICRO						1178							1178							1178							1178				
S9	3.5ha VINES												10																			
	SPRINKLER												2625																			
S10	4.1ha VINES													10																		
	SPRINKLER													3075																		
S11	2.5ha VINES														10																	
	SPRINKLER														1875																	
S12	1.4ha PEACHES							10							10							10							10			
	MICRO							532							532							532							532			
S13	3.4ha VINES															10																
	SPRINKLER															2550																
S14	4.6ha VINES																10															
	SPRINKLER																3450															
S15	3.2ha VINES																	10														
	SPRINKLER																	2400														
S16	1.6ha VINES										14	14	14																			14

IRRIGATION DECEMBER First entry = Hours Second entry = Cubic meters

	DATE	1	2	3	4	5	6	7	8	9	10	11	12	13	14	15	16	17	18	19	20	21	22	23	24	25	26	27	28	29	30	31
	FLOOD										*	*	*																			*
S17	1.3ha VINES							14	14	14																			14	14	14	
	FLOOD							*	*	*																			*	*	*	
S18	2.8ha VINES																		10													
	SPRINKLER																		2100													
S19	1.3ha VINES																			10												
	SPRINKLER																			975												
S20	5.4ha VINES																				10											
	SPRINKLER																				4050											
	TOT. IRRI.	0	1368	874	1786	2280	1178	532	0	4143	3574	5011	4905	4253	2407	2550	4818	3274	3886	3255	5228	532	0	1368	874	1786	2280	1178	532	0	4143	3574
U1	1.8ha VINES	6	6	6					4	4	4	4	4					6						6					6			
	DRIP	30	30	30					12	12	12	12	12					90						90					90			
U2	2.8ha LUCERNE								6	6	6	6	6						8	8	8	8	8									
	SPRINKLER								210	210	210	210	210						280	280	280	280	280									
U3	4.5ha VINES							8	8	8	8	8											8	8	8	8	8					
	SPRINKLER							450	450	450	450	450											450	450	450	450	450					
U4	4.4ha LUCERNE								6	6	6	6	6	6				8	8	8	8	8	3									
	SPRINKLER								275	275	275	275	275	275				440	440	440	440	440	440									
U5	3.7ha VINES		4		4		4		4		4		4		4		4		4		4		4		4		4		4		4	
	DRIP		120		120		120		120		120		120		120		120		120		120		120		120		120		120		120	
U6	0.9ha VINES							8											8													
	SPRINKLER							400											400													
U7	4.1ha VINES	4		4		4		4		4		4		4			4		4		4		4		4		4		4		4	
	DRIP	136		136		136		136		136		136		136			136		136		136		136		136		136		136		136	
U8	3.0ha VINES		4		4		4		4		4		4		4			4		4		4		4		4		4		4		4
	DRIP		100		100		100		100		100		100		100			100		100		100		100		100		100		100		100
U9	1.6ha VINES												8	8	8	8											8	8	8	8		
	SPRINKLER												200	200	200	200											200	200	200	200		
U10	3.0ha VINES			8	8	8																8	8	8								
	SPRINKLER			501	501	501																501	501	501								
U11	1.7ha VINES												8	8	8	8											8	8	8			
	SPRINKLER												212	212	212	212											283	283	283			
U12	0.6ha TOMATOE	8	8	8	8								8	8	8	8								8	8	8	8					
	SPRINKLER	76	76	76	76								76	76	76	76								76	76	76	76					
U13	0.2ha GRAZING	8	8	8	8										7	7	7	7	7										7	7	7	7
	SPRINKLER	26	26	26	26										18	18	18	18	18										23	23	23	23
U14	0.2ha GRAZING	8	8	8	8										7	7	7	7	7										7	7	7	7
	SPRINKLER	26	26	26	26										18	18	18	18	18										23	23	23	23
U15	0.2ha GRAZING	8	8	8	8										7	7	7	7	7										7	7	7	7
	SPRINKLER	26	26	26	26										18	18	18	18	18										23	23	23	23
U16	0.1ha GRAZING	8	8	8	8										7	7	7	7	7										7	7	7	7
	SPRINKLER	12	12	12	12										8	8	8	8	8										11	11	11	11
U17	0.6ha GRAZING	7	7	7											7	7	7										7	7	7			
	SPRINKLER	89	89	89											89	89	89										89	89	89			
U18	0.7ha GRAZING	7	7	7											7	7	7										7	7	7			
	SPRINKLER	103	103	103											103	103	103										103	103	103			
U19	0.7ha GRAZING	7	7	7											7	7	7										7	7	7			
	SPRINKLER	103	103	103											103	103	103										103	103	103			
U20	0.1ha GRAZING	7	7	7											7	7	7										7	7	7			
	SPRINKLER	14	14	14											14	14	14										14	14	14			
U21	0.2ha GRAZING	7	7	7												7	7	7					7									
	SPRINKLER	30	30	30												30	30	30					18									
U22	0.1ha GRAZING	7	7	7												7	7	7														

IRRIGATION DECEMBER First entry = Hours Second entry = Cubic meters

	DATE	1	2	3	4	5	6	7	8	9	10	11	12	13	14	15	16	17	18	19	20	21	22	23	24	25	26	27	28	29	30	31
	SPRINKLER	14	14	14												14	14	14														
U23	0.2ha GRAZING	7	7	7												7	7	7					7	7	7	7	7					
	SPRINKLER	30	30	30												30	30	30					18	18	18	18	18					
U24	1.0ha GRAZING	7	7	7																			7	7	7	7	7					
	SPRINKLER	147	147	147																			88	88	88	88	88					
U25	1.7ha GRAZING									7	7	7				7	7	7					7	7	7	7	7					
	SPRINKLER									247	247	247				247	247	247					148	148	148	148	148					
U26	1.4ha GRAZING	7	7	7																			7	7	7	7	7					
	SPRINKLER	205	205	205																			123	123	123	123	123					
U27	0.7ha GRAZING																						7	7	7							
	SPRINKLER																						103	103	103							
U28	0.5ha GRAZING	7	7	7												7	7	7														
	SPRINKLER	72	72	72												72	72	72														
U29	0.8ha GRAZING	7	7	7												7	7	7					7	7	7	7						
	SPRINKLER	117	117	117												117	117	117					88	88	88	88						
U30	0.6ha GRAZING	7	7	7												7	7	7														
	SPRINKLER	72	72	72												72	72	72														
U31	1.0ha GRAZING	7	7	7																			7	7	7	7	7					
	SPRINKLER	72	72	72																			43	43	43	43	43					
U32	0.9ha GRAZING					7	7	7								7	7	7										7	7	7	7	7
	SPRINKLER					131	131	131								131	131	131										78	78	78	78	78
U33	2.2ha GRAZING	7	7	7																			7	7	7	7	7					
	SPRINKLER	322	322	322																			193	193	193	193	193					
U34	0.9ha GRAZING	7	7	7												7	7	7					7	7	7	7	7					
	SPRINKLER	131	131	131												131	131	131					43	43	43	43	43					
U35	1.1ha GRAZING	7	7	7												7	7	7					7	7	7	7	7					
	SPRINKLER	138	138	138												138	138	138					83	83	83	83	83					
U36	2.2ha GRAZING	7	7	7												7	7	7										7	7	7	7	7
	SPRINKLER	322	322	322												322	322	322										193	193	193	193	193
U37	1.3ha GRAZING	7	7	7												7	7	7					7	7	7	7	7					
	SPRINKLER	188	188	188												188	188	188					113	113	113	113	113					
U38	1.0ha GRAZING					7	7	7								7	7	7										7	7	7	7	7
	SPRINKLER					147	147	147								147	147	147										88	88	88	88	88
U39	0.7ha GRAZING	7	7	7																			7	7	7	7	7					
	SPRINKLER	103	103	103																			62	62	62	62	62					
U40	0.6ha GRAZING	7	7	7												7	7	7					7	7	7	7	7					
	SPRINKLER	72	72	72												72	72	72					43	43	43	43	43					
U41	1.7ha GRAZING	7	7	7												7	7	7									7	7	7	7	7	
	SPRINKLER	247	247	247												247	247	247									186	186	186	186	186	
U42	0.5ha GRAZING																															
	SPRINKLER																															
U43	1.6ha GRAZING								7	7	7									7	7	7					7	7	7	7	7	
	SPRINKLER								233	233	233									233	233	233					175	175	175	175	175	
U44	1.3ha GRAZING	7	7	7												7	7	7									7	7	7	7	7	
	SPRINKLER	189	189	189												189	189	189									142	142	142	142	142	
U45	1.4ha GRAZING								7	7	7									7	7	7					7	7	7	7	7	
	SPRINKLER								205	205	205									205	205	205					154	154	154	154	154	
U46	1.3ha GRAZING	7	7	7												7	7	7														
	SPRINKLER	113	113	113												113	113	113														
U47	1.4ha GRAZING	7	7	7												7	7	7									7	7	7	7	7	
	SPRINKLER	205	205	205												205	205	205									154	154	154	154	154	
U48	0.1ha GRAZING	7	7	7												7	7	7									7	7	7	7	7	
	SPRINKLER	14	14	14												14	14	14									11	11	11	11	11	
U49	1.8ha GRAZING								7	7	7									7	7	7										
	SPRINKLER								264	264	264									264	264	264										

IRRIGATION DECEMBER First entry = Hours Second entry = Cubic meters

	DATE	1	2	3	4	5	6	7	8	9	10	11	12	13	14	15	16	17	18	19	20	21	22	23	24	25	26	27	28	29	30	31
U50	1.5ha GRAZING	7	7	7												7	7	7									7	7	7	7	7	
	SPRINKLER	219	219	219												219	219	219									165	165	165	165	165	
U51	0.7ha GRAZING	7	7	7												7	7	7										7	7	7		
	SPRINKLER	103	103	103												103	103	103										103	103	103		
U52	1.0ha GRAZING	7	7	7												7	7	7										7	7	7		
	SPRINKLER	147	147	147												147	147	147										147	147	147		
U53	1.2ha GRAZING	7	7	7												7	7	7										7	7	7		
	SPRINKLER	175	175	175												175	175	175										175	175	175		
U54	1.2ha GRAZING	7	7	7												7	7	7										7	7	7		
	SPRINKLER	175	175	175												175	175	175										175	175	175		
U55	2.9ha VINES							10	10	10	10	10	10									10	10	10	10	10	10	10				
	SPRINKLER							302	302	302	302	302	302									259	259	259	259	259	259	259				
U56	2.8ha VINES							10	10	10	10	10	10									10	10	10	10	10	10	10				
	SPRINKLER							292	292	292	292	292	292									250	250	250	250	250	250	250				
U57	4.6ha VINES							10	10	10	10	10	10									10	10	10	10	10	10	10				
	SPRINKLER							480	480	480	480	480	480									411	411	411	411	411	411	411				
U58	3.3ha VINES							10	10	10	10	10	10									10	10	10	10	10	10	10				
	SPRINKLER							343	343	343	343	343	343									294	294	294	294	294	294	294				
U59	1.9ha VINES						10														10											
	SPRINKLER						1190														1190											
U60	8.7ha VINES	10	10	10	10	10														10	10	10	10	10							10	10
	SPRINKLER	1088	1088	1088	1088	1088														1088	1088	1088	1088	1088							1088	1088
U61	1.6ha VINES						10	10	10																							
	SPRINKLER						333	333	333																							
U62	7.7ha VINES	10	10	10	10	10										10	10	10	10	10											10	10
	SPRINKLER	802	802	802	802	802										962	962	962	962	962											2405	2405
U63	2.9ha VINES														10															10		
	SPRINKLER														1810															1810		
U64	2.9ha VINES													10															10			
	SPRINKLER													1810															1810			
	SUB.TOT.IRRI.	3225	3309	3726	887	915	498	1264	1605	1768	1852	1330	1205	899	1079	3119	2887	2952	1438	1258	1414	1759	3093	2365	1930	1671	3188	1908	2234	1396	1352	539
	TOTAL. IRRI.	6153	6237	6654	2777	2805	2021	3014	3619	3449	3533	2747	2622	2709	2889	5119	4887	4952	2400	3572	3956	4325	5395	4667	3144	2885	4732	4052	4974	4136	5175	4032
V1	1.1ha TOMATOE	4	4	4	4	4	4	4	4	4	4	5	5	5	5	5	5	5	5	5	5	5	5	5	5	5	5	5	5	5	5	
	DRIP	*	*	*	*	*	*	*	*	*	*	*	*	*	*	*	*	*	*	*	*	*	*	*	*	*	*	*	*	*	*	
V2	1.9ha TOMATOE	3	3	3	3	3	3	3	3	4	4	4	4	4	4	4	4	4	4	4	4	4	4	4	4	4	4	5	5	5	5	
	DRIP	*	*	*	*	*	*	*	*	*	*	*	*	*	*	*	*	*	*	*	*	*	*	*	*	*	*	*	*	*	*	
V3	1.2ha VINES	6	6	6	6	6	6	6	6	6	6	6	6	6	6	6	6	6	6	6	6	6	6	6	6	6	6	6	6	6	6	6
	DRIP	*	*	*	*	*	*	*	*	*	*	*	*	*	*	*	*	*	*	*	*	*	*	*	*	*	*	*	*	*	*	*
V4	1.4ha VINES	3	3	3	3	3	3	3	3	3	3	3	3	3	3	3	3	3	3	3	3	3	3	3	3	3	3	3	3	3	3	3
	DRIP	*	*	*	*	*	*	*	*	*	*	*	*	*	*	*	*	*	*	*	*	*	*	*	*	*	*	*	*	*	*	*
V5	3.0ha GRAIN																															
	SPRINKLER																															
V6	1.1ha VINES	6	6	6	6	6	6	6	6	6	6	6	6	6	6	6	6	6	6	6	6	6	6	6	6	6	6	6	6	6	6	6
	DRIP	*	*	*	*	*	*	*	*	*	*	*	*	*	*	*	*	*	*	*	*	*	*	*	*	*	*	*	*	*	*	*
V7	5.7ha VINES	6	6	6	6	6	6	6	6	6	6	6	6	6	6	6	6	6	6	6	6	6	6	6	6	6	6	6	6	6	6	6
	DRIP	*	*	*	*	*	*	*	*	*	*	*	*	*	*	*	*	*	*	*	*	*	*	*	*	*	*	*	*	*	*	*
V8	3.8ha VINES	6	6	6	6	6	6	6	6	6	6	6	6	6	6	6	6	6	6	6	6	6	6	6	6	6	6	6	6	6	6	6
	DRIP	*	*	*	*	*	*	*	*	*	*	*	*	*	*	*	*	*	*	*	*	*	*	*	*	*	*	*	*	*	*	*
V9	1.8ha TOMATOE																				6				1	1	1	2	2	2	2	
	DRIP																				*				*	*	*	*	*	*	*	
V10	0.9ha VINES	6	6	6	6	6	6	6	6	6	6	6	6	6	6	6	6	6	6	6	6	6	6	6	6	6	6	6	6	6	6	6
	DRIP	*	*	*	*	*	*	*	*	*	*	*	*	*	*	*	*	*	*	*	*	*	*	*	*	*	*	*	*	*	*	*
V11	3.5ha VINES	3	3	3	3	3	3	3	3	3	3	3	3	3	3	3	3	3	3	3	3	3	3	3	3	3	3	3	3	3	3	3

IRRIGATION DECEMBER First entry = Hours Second entry = Cubic meters

	DATE	1	2	3	4	5	6	7	8	9	10	11	12	13	14	15	16	17	18	19	20	21	22	23	24	25	26	27	28	29	30	31
	DRIP	*	*	*	*	*	*	*	*	*	*	*	*	*	*	*	*	*	*	*	*	*	*	*	*	*	*	*	*	*	*	*
V12	0.9ha TOMATOE	4	4	4	4	4	4	4	4	4	4	4	4	4	4	4	4	4	4	4	4	4	4	4	4	4	4	4	4	4	4	4
	DRIP	*	*	*	*	*	*	*	*	*	*	*	*	*	*	*	*	*	*	*	*	*	*	*	*	*	*	*	*	*	*	*
	TOTAL. IRRI.	0	0	0	0	0	0	0	0	0	0	0	0	0	0	0	0	0	0	0	0	0	0	0	0	0	0	0	0	0	0	0
W1	0.2ha GRAZING						*	*											*	*											*	*
	SPRINKLER						60	60											60	60											60	60
W2	0.2ha GRAZING						*	*											*	*											*	*
	SPRINKLER						60	60											60	60											60	60
W3	0.2ha GRAZING						*	*											*	*											*	*
	SPRINKLER						60	60											60	60											60	60
W4	0.2ha GRAZING						*	*											*	*											*	*
	SPRINKLER						60	60											60	60											60	60
W5	0.2ha GRAZING						*	*											*	*											*	*
	SPRINKLER						60	60											60	60											60	60
W6	0.2ha GRAZING								*	*											*	*										
	SPRINKLER								60	60											60	60										
W7	0.2ha GRAZING								*	*											*	*										
	SPRINKLER								60	60											60	60										
W8	0.9ha GRAZING								*	*											*	*										
	SPRINKLER								210	210											210	210										
W9	0.2ha GRAZING										*	*											*	*								
	SPRINKLER										60	60											60	60								
W10	0.2ha GRAZING										*	*											*	*								
	SPRINKLER										60	60											60	60								
W11	0.3ha GRAZING										*	*											*	*								
	SPRINKLER										90	90											90	90								
W12	0.5ha GRAZING	*											*	*											*	*						
	SPRINKLER	150											150	150											150	150						
W13	0.5ha GRAZING	*											*	*											*	*						
	SPRINKLER	150											150	150											150	150						
W14	0.6ha GRAZING		*	*											*	*											*	*				
	SPRINKLER		180	180											180	180											180	180				
W15	0.1ha GRAZING		*	*											*	*											*	*				
	SPRINKLER		30	30											30	30											30	30				
W16	0.3ha GRAZING		*	*											*	*											*	*				
	SPRINKLER		90	90											90	90											90	90				
W17	0.5ha GRAZING				*	*											*	*											*	*		
	SPRINKLER				150	150											150	150											150	150		
W18	0.4ha GRAZING				*	*											*	*											*	*		
	SPRINKLER				120	120											120	120											120	120		
W19	0.1ha GRAZING				*	*											*	*											*	*		
	SPRINKLER				30	30											30	30											30	30		
W20	0.3ha GRAZING										*	*											*	*								
	SPRINKLER										90	90											90	90								
W21	1.0ha GRAZING	*									*	*									*	*									*	*
	SPRINKLER	250									250	250									250	250									250	250
W22	1.0ha GRAZING		*	*									*	*									*	*								
	SPRINKLER		250	250									250	250									250	250								
W23	0.8ha GRAZING				*	*									*	*									*	*						
	SPRINKLER				200	200									200	200									200	200						
W24	1.2ha GRAZING						*	*									*	*									*	*				
	SPRINKLER						300	300									300	300									300	300				
W25	0.9ha GRAZING								*	*									*	*									*	*		

IRRIGATION DECEMBER First entry = Hours Second entry = Cubic meters

	DATE	1	2	3	4	5	6	7	8	9	10	11	12	13	14	15	16	17	18	19	20	21	22	23	24	25	26	27	28	29	30	31
	SPRINKLER								225	225									225	225									225	225		
W26	1.1ha GRAZING						*	*											*	*											*	*
	SPRINKLER						330	330											330	330											330	330
W27	1.0ha GRAZING								*	*											*	*										
	SPRINKLER								300	300											300	300										
W28	0.5ha GRAZING										*												*									
	SPRINKLER										300												300									
W29	1.6ha GRAZING	*										*	*	*										*	*	*						
	SPRINKLER	320										320	320	320										320	320	320						
W30	0.4ha GRAZING		*												*												*					
	SPRINKLER		240												240												240					
W31	0.6ha GRAZING			*												*												*				
	SPRINKLER			360												360												360				
W32	0.6ha GRAZING				*												*												*			
	SPRINKLER				360												360												360			
W33	0.5ha GRAZING					*												*												*		
	SPRINKLER					300												300												300		
	TOTAL. IRRI.	870	790	910	860	800	930	930	855	855	850	870	870	870	740	860	960	900	855	855	880	880	850	870	820	820	840	960	885	825	880	890
X1	3.1ha NURSERY			9				9			9				9			9				9			9				9			9
	SPRINKLER			*				*			*				*			*				*			*				*			*
X2	1.1ha VINES	6	6	3	6	6	6	3	6	6	3	6	6	6	3	6	6	3	6	6	6	3	6	6	3	6	6	6	3	6	6	3
	DRIP	*	*	*	*	*	*	*	*	*	*	*	*	*	*	*	*	*	*	*	*	*	*	*	*	*	*	*	*	*	*	*
X3	3.5ha VINES	6	6	3	6	6	6	3	6	6	3	6	6	6	3	6	6	3	6	6	6	3	6	6	3	6	6	6	3	6	6	3
	DRIP	*	*	*	*	*	*	*	*	*	*	*	*	*	*	*	*	*	*	*	*	*	*	*	*	*	*	*	*	*	*	*
X4	3.6ha VINES	6	6	3	6	6	6	3	6	6	3	6	6	6	3	6	6	3	6	6	6	3	6	6	3	6	6	6	3	6	6	3
	DRIP	*	*	*	*	*	*	*	*	*	*	*	*	*	*	*	*	*	*	*	*	*	*	*	*	*	*	*	*	*	*	*
X5	3.5ha APRICOT	6	6	4	6	6	6	4	6	6	4	6	6	6	4	6	6	4	6	6	6	4	6	6	4	6	6	6	4	6	6	4
	DRIP	*	*	*	*	*	*	*	*	*	*	*	*	*	*	*	*	*	*	*	*	*	*	*	*	*	*	*	*	*	*	*
X6	0.9ha VINES	6	6	4	6	6	6	4	6	6	4	6	6	6	4	6	6	4	6	6	6	4	6	6	4	6	6	6	4	6	6	4
	DRIP	*	*	*	*	*	*	*	*	*	*	*	*	*	*	*	*	*	*	*	*	*	*	*	*	*	*	*	*	*	*	*
X7	1.1ha VINES	6	6	4	6	6	6	4	6	6	4	6	6	6	4	6	6	4	6	6	6	4	6	6	4	6	6	6	4	6	6	4
	DRIP	*	*	*	*	*	*	*	*	*	*	*	*	*	*	*	*	*	*	*	*	*	*	*	*	*	*	*	*	*	*	*
X8	2.2ha VINES	6	6	4	6	6	6	4	6	6	4	6	6	6	4	6	6	4	6	6	6	4	6	6	4	6	6	6	4	6	6	4
	DRIP	*	*	*	*	*	*	*	*	*	*	*	*	*	*	*	*	*	*	*	*	*	*	*	*	*	*	*	*	*	*	*
X9	1.1ha VINES	6	6	4	6	6	6	4	6	6	4	6	6	6	4	6	6	4	6	6	6	4	6	6	4	6	6	6	4	6	6	4
	DRIP	*	*	*	*	*	*	*	*	*	*	*	*	*	*	*	*	*	*	*	*	*	*	*	*	*	*	*	*	*	*	*
X10	2.5ha VINES	6	6	4	6	6	6	4	6	6	4	6	6	6	4	6	6	4	6	6	6	4	6	6	4	6	6	6	4	6	6	4
	DRIP	*	*	*	*	*	*	*	*	*	*	*	*	*	*	*	*	*	*	*	*	*	*	*	*	*	*	*	*	*	*	*
X11	2.9ha VINES	6	6	4	6	6	6	4	6	6	4	6	6	6	4	6	6	4	6	6	6	4	6	6	4	6	6	6	4	6	6	4
	DRIP	*	*	*	*	*	*	*	*	*	*	*	*	*	*	*	*	*	*	*	*	*	*	*	*	*	*	*	*	*	*	*
	TOTAL. IRRI.	0	0	0	0	0	0	0	0	0	0	0	0	0	0	0	0	0	0	0	0	0	0	0	0	0	0	0	0	0	0	0
Y1	2.0ha VINES	10		10		8			10		10		10		10		8				8		8		8		8		8		10	
	DRIP	*		*		*			*		*		*		*		*				*		*		*		*		*		*	
Y2	1.8ha VINES	10		10		8			10		10		10		10		8		2		8		8		8		8		8		8	
	DRIP	*		*		*			*		*		*		*		*		*		*		*		*		*		*		*	
Y3	2.1ha VINES		6		6			6		6		6		5		5		5		5		5		5		5		4		5		5
	DRIP		*		*			*		*		*		*		*		*		*		*		*		*		*		*		*
Y4	1.9ha VINES		4		5			4		3		4		3		4				4		3		3			3		3		4	
	DRIP		*		*			*		*		*		*		*				*		*		*			*		*		*	
Y5	0.5ha GRAZING						2							2							2							2				
	SPRINKLER						*							*							*							*				

IRRIGATION DECEMBER First entry = Hours Second entry = Cubic meters

	DATE	1	2	3	4	5	6	7	8	9	10	11	12	13	14	15	16	17	18	19	20	21	22	23	24	25	26	27	28	29	30	31
Y6	0.2ha TOMATOE	1.5		1.5		1.5			1.5		1.5		1.5			1.5			1.5			1.5			1.5			1.5			1.5	
	DRIP	*		*		*			*		*		*			*			*			*			*			*			*	
Y7	0.5ha VINES	6		6		6		6			6		6		5			5			5		4	4		5		5			5	
	DRIP	*		*		*		*			*		*		*			*			*		*	*		*		*			*	
Y8	0.7ha APRICOT				8		8	8				8		8		5		5		4		5		5			5	5		7		
	DRIP				*		*	*				*		x2		*		*		*		*		*			*	*		*		
Y9	0.9ha VINES	6		6		6		6			6		6		5			5			5		4	4		5		5			5	
	DRIP	*		*		*		*			*		*		*			*			*		*	*		*		*			*	
Y10	1.2ha APRICOT				8		8	8				8		8		5		5		4		5		5			5	5		7		
	DRIP				*		*	*				*		x2		*		*		*		*		*			*	*		*		
Y11	1.6ha VINES	6		6		6		6			6		6		5			5			5		4	4		5		5			5	
	DRIP	*		*		*		*			*		*		*			*			*		*	*		*		*			*	
Y12	1.3ha VINES	6		6		6		6			6		6		5			5			5		4	4		5		5			5	
	DRIP	*		*		*		*			*		*		*			*			*		*	*		*		*			*	
Y13	1.3ha VINES			6		6		6			6		6		5			5			5		4	4		5		5			5	
	DRIP			*		*		*			*		*		*			*			*		*	*		*		*			*	
Y14	2.1ha VINES		6		6					6			6				6		6				6			6					6	
	MICRO		*		*					*			*				*		*				*			*					*	
Y15	0.6ha VINES			6		6		6			6		6		5			5			5		4	4		5		5			5	
	DRIP			*		*		*			*		*		*			*			*		*	*		*		*			*	
Y16	1.0ha VINES			6		6		6			6		6		5			5			5		4	4		5		5			5	
	DRIP			*		*		*			*		*		*			*			*		*	*		*		*			*	
Y17	2.6ha APRICOT				8		8	8				8		8		5		5		4		5		5			5	5		7		
	DRIP				*		*	*				*		x2		*		*		*		*		*			*	*		*		
Y18	1.6ha VINES	10			10		10		10			10			10			8			6				10		10		10		10	
	DRIP	*			*		*		*			*			*			*			*				*		*		*		*	
Y19	1.7ha TOMATOE	5		5		5		6		6		6		8		8		8		8		6		8		8		8		8		10
	DRIP	*		*		*		*		*		*		*		*		*		*		*		*		*		*		*		*
Y20	1.5ha VINES	10		10			10		10		10			10		10		10	10		10			10			10		10	5	10	
	DRIP	*		*			*		*		*			*		*		*	*		*			*			*		*	*	*	
Y21	1.6ha VINES	10		10			10		10		10			10		10		10	10		10			10			10		10	5	10	
	DRIP	*		*			*		*		*			*		*		*	*		*			*			*		*	*	*	
Y22	1.4ha VINES	10		10			10		10		10			10		10		10	10		10			10			10		10	5	10	
	DRIP	*		*			*		*		*			*		*		*	*		*			*			*		*	*	*	
Y23	2.4ha TOMATOE			3						5		5	4		4		4		3.4				4			3		3		3		3
	DRIP			*						*		*	*		*		*		*				*			*		*		*		*
Y24	2.2ha VINES	8				10			10		7		12		10		8		8			8		8		8		8		8		8
	DRIP	*				*			*		*		*		*		*		*			*		*		*		*		*		*
Y25	2.52ha VINES	10		10			10		10		10			10		10		10	10		10			10			10		10	5	10	
	DRIP	*		*			*		*		*			*		*		*	*		*			*			*		*	*	*	
Y26	1.8ha VINES	10		10			10		10		10			10		10		10	10		10			10			10		10	5	10	
	DRIP	*		*			*		*		*			*		*		*	*		*			*			*		*	*	*	
Y27	1.5ha VINES	10		10			10		10		10			10		10		10	10		10			10			10		10	5	10	
	DRIP	*		*			*		*		*			*		*		*	*		*			*			*		*	*	*	
Y28	1.6ha VINES	6				6		6		6		6		6		5		5		5	5		5		5		5		5		5	
	DRIP	*				*		*		*		*		*		*		*		*	*		*		*		*		*		*	
Y29	2.1ha VINES		10			10		10		10		10		10		10		10		10	10		10		10		10		15		10	
	DRIP		*			*		*		*		*		*		*		*		*	*		*		*		*		*		*	
Y30	1.4ha VINES	10			10				10		7		10		10		8		8			8		8		8		8		8	
	DRIP	*			*				*		*		*		*		*		*			*		*		*		*		*	
Y31	1.0ha TOMATOE																															
	DRIP																															
Y32	1.4ha VINES	10			10		10		10			10			10			8			6				10		10		10		10	
	DRIP	*			*		*		*			*			*			*			*				*		*		*		*	
Y33	1.7ha VINES	10			10		10		10			10			10			8			6				10		10		10		10	

IRRIGATION DECEMBER First entry = Hours Second entry = Cubic meters

	DATE	1	2	3	4	5	6	7	8	9	10	11	12	13	14	15	16	17	18	19	20	21	22	23	24	25	26	27	28	29	30	31
	DRIP	*			*		*		*			*			*			*			*				*		*		*		*	
Y34	1.2ha VINES	4			5			5		5		4			4		4		4		2		4		4			3		4		4
	DRIP	*			*			*		*		*			*		*		*		*		*		*			*		*		*
Y35	1.2ha VINES	4			5			5		5		4			4		4		4		2		4		4			3		4		4
	DRIP	*			*			*		*		*			*		*		*		*		*		*			*		*		*
Y36	1.2ha VINES		10			10		10		10		10		10		10		10		10	10		10		10		10			15		10	
	DRIP		*			*		*		*		*		*		*		*		*	*		*		*		*			*		*	
Y37	1.5ha VINES		10			10		10		10		10		10		10		10		10	10		10		10		10			15		10	
	DRIP		*			*		*		*		*		*		*		*		*	*		*		*		*			*		*	
Y38	0.8ha TOMATOE																															
	DRIP																															
Y39	1.1ha VINES	6				6		6		6		6		6		5		5		5	5		5		5		5			5		5	
	DRIP	*				*		*		*		*		*		*		*		*	*		*		*		*			*		*	
Y40	0.5ha PEACHES	8			8				8			10			8			8			8			8		6		8				8	
	MICRO	*			*				*			*			*			*			*			*		*		*				*	
Y41	1.4ha VINES		6		6					6			6				6		6				6		6						6		
	MICRO		*		*					*			*				*		*				*		*						*		
Y42	1.8ha VINES		6		6					6			6				6		6				6		6						6		
	MICRO		*		*					*			*				*		*				*		*						*		
Y43	2.1ha VINES		6		6					6			6				6		6				6			6						6	
	MICRO		*		*					*			*				*		*				*			*						*	
Y44	1.3ha VINES									6			6				6		6				6			6						6	
	MICRO									*			*				*		*				*			*						*	
Y45	1.1ha VINES									6			6				6		6				6			6						6	
	MICRO									*			*				*		*				*			*						*	
SUB TOTAL IRRI.		0	0	0	0	0	0	0	0	0	0	0	0	0	0	0	0	0	0	0	0	0	0	0	0	0	0	0	0	0	0	0
TOTAL IRRI.		0	0	0	0	0	0	0	0	0	0	0	0	0	0	0	0	0	0	0	0	0	0	0	0	0	0	0	0	0	0	0
TOTAL STUDY AREA IRRIGATION *		23281	18591	20232	31797	21295	13665	11150	19896	31588	20347	23016	25241	17922	26026	24442	28712	19905	20449	35732	20915	13856	22472	18000	28718	13398	24135	18275	14480	33179	20789	20875

* EXCLUDED ARE FARMS C,E,H,K,P,T.

IRRIGATION JANUARY First entry = Hours Second entry = Cubic meters

BL. NO.	DATE	1	2	3	4	5	6	7	8	9	10	11	12	13	14	15	16	17	18	19	20	21	22	23	24	25	26	27	28	29	30	31
	EVAP	7	9.3	10	11.3	7.7	8.3	8	9.3	10.3	8.8	8	10	9	10.8	7.3	9.5	9.3	8.8	6	9.5	8.8	10.8	7.5	6.5	8.9	9	14.3	7.8	9.3	9.3	9.8
	RAIN	0	0	0	0	5	0	0	0	0	0	0	0	0	0	0	0	0	0	0	0	0	0	0	0	0	0	0	0	0	0	0
A1	4.2ha VINES								12	12									12	12									12	12		
	SPRINKLER								1920	1920									1920	1920									1920	1920		
A2	5.0ha VINES	12	12								12	12	12								12	12	12								12	12
	SPRINKLER	1524	1524								1524	1524	1524								1524	1524	1524								1524	1524
A3	4.3ha VINES			12	12	12								12	12	12								12	12	12						
	SPRINKLER			1310	1310	1310								1310	1310	1310								1310	1310	1310						
A4	1.3ha VINES						12	12									12	12									12	12				
	SPRINKLER						594	594									594	594									594	594				
A5	2.7ha VINES	9		9			9		9		9			9		9		9			9		9		9			9		9		9
	DRIP	103		103			103		103		103			103		103		103			103		103		103			103		103		103
A6	8.4ha APRICOT	9		9			9		9		9			9		9		9			9		9		9			9		9		9
	DRIP	319		319			319		319		319			319		319		319			319		319		319			319		319		319
A7	4.3ha VINES	9		9			9		9		9			9		9		9			9		9		9			9		9		9
	DRIP	164		164			164		164		164			164		164		164			164		164		164			164		164		164
A8	5.2ha VINES		9			9		9		9			9		9		9			9		9		9			9		9		9	
	DRIP		428			428		428		428			428		428		428			428		428		428			428		428		428	
A9	12.2ha GRAIN																															
	SPRINKLER																															
A10	1.9ha VINES		5			5		5		5			5		5		5			5		5		5			5		5		5	
	DRIP		137			137		137		137			137		137		137			137		137		137			137		137		137	
A11	1.9ha VINES		9			9		9		9			9		9		9			9		9		9			9		9		9	
	DRIP		157			157		157		157			157		157		157			157		157		157			157		157		157	
A12	1.1ha VINES		5			5		5		5			5		5		5			5		5		5			5		5		5	
	DRIP		80			80		80		80			80		80		80			80		80		80			80		80		80	
A13	5.3ha VINES		*			*		*		*			*		*		*			*		*		*			*		*		*	
	DRIP		422			422		422		422			422		422		422			422		422		422			422		422		422	
A14	3.5ha VINES		*			*		*		*			*		*		*			*		*		*			*		*		*	
	DRIP		278			278		278		278			278		278		278			278		278		278			278		278		278	
A15	1.5ha VINES		5			5		5		5			5		5		5			5		5		5			5		5		5	
	DRIP		108			108		108		108			108		108		108			108		108		108			108		108		108	
A16	1.5ha VINES	*		*			*		*		*			*		*		*			*		*		*			*		*		*
	DRIP	220		220			220		220		220			220		220		220			220		220		220			220		220		220
A17	1.7ha VINES		*			*		*		*			*		*		*			*		*		*			*		*		*	
	DRIP		440			440		440		440			440		440		440			440		440		440			440		440		440	
A18	5.0ha VINES	*		*			*		*		*			*		*		*			*		*		*			*		*		*
	DRIP	220		220			220		220		220			220		220		220			220		220		220			220		220		220
A19	3.8ha VINES	*		*			*		*		*			*		*		*			*		*		*			*		*		*
	DRIP	220		220			220		220		220			220		220		220			220		220		220			220		220		220
A20	1.8ha VINES	*				*				*				*				*				*				*				*		
	MICRO	350				350				350				350				350				350				350				350		
A21	5.6ha VINES		*			*		*		*			*		*		*			*		*		*			*		*		*	
	DRIP		440			440		440		440			440		440		440			440		440		440			440		440		440	
A22	17.1ha MAIZE			*					*					*					*					*					*			
	MECHANICAL			5985					5985					5985					5985					5985					5985			
A23	8.7ha MAIZE			*					*					*					*					*					*			
	MECHANICAL			3045					3045					3045					3045					3045					3045			
A24	3.2ha PEACHES	*																*														
	FLOOD	1256																1256														
A25	5.8ha PEACHES	*																*														
	FLOOD	2276																2276														
A26	7.9ha LUCERNE			*					*					*					*					*					*			
	MECHANICAL			2765					2765					2765					2765					2765					2765			

IRRIGATION JANUARY First entry = Hours Second entry = Cubic meters

	DATE	1	2	3	4	5	6	7	8	9	10	11	12	13	14	15	16	17	18	19	20	21	22	23	24	25	26	27	28	29	30	31
A27	9.6ha LUCERNE		12							12							12							12							12	
	SPRINKLER		3360							3360							3360							3360							3360	
A28	4.7ha PEACHES	*																*														
	FLOOD	1844																1844														
A29	3.9ha PEACHES	*																*														
	FLOOD	1530																1530														
	TOT. IRRI.	1100	7374	14351	1310	4150	1840	3084	14961	8120	2770	1524	4014	14701	3800	2556	6444	9096	13715	4410	2770	4364	2770	18955	2556	1660	3084	1840	16205	3516	7374	2770
B1	2.1ha APRICOT	*	*			*		*	*	*			*		*	*		*		*	*		*		*		*			*		*
	DRIP	40	40			40		40	40	40			40		40	40		40		40	40		40		40		40			50		40
B2	6.3ha VINES	*	*			*		*	*	*		*		*	*	*				*	*	*	*	*	*	*	*	*	*	*	*	
	DRIP	300	300			300		200	200	300		300		240		300				300	240			300		300	200	200	200		100	
B3	6.3ha VINES	*	*			*		*	*	*		*		*		*				*	*			*		*	*	*	*		*	
	DRIP	300	300			300		200	200	300		300		240		300				300	240			300		300	200	200	200		200	
B4	6.5ha VINES	*	*			*		*	*	*		*		*		*				*	*			*		*	*	*	*		*	
	DRIP	300	300			300		200	200	300		300		240		300				300	240			300		300	300	200	200		200	
B5	8.0ha APRICOT		*			*		*	*	*			*		*	*		*		*	*		*		*		*			*	*	*
	DRIP		200			200		200	200	250			200		200	200		200		200	200		200		200		200			200	200	200
B6	1.1ha VINES		*			*		*		*							*			*		*		*			*		*			
	MICRO		100			100		100		100							100			100		100		80			100		100			
B7	2.6ha VINES		*			*		*		*							*			*		*		*			*		*			
	MICRO		240			240		280		240							240			240		240		200			220		220			
B8	0.5ha APRICOT		*			*		*		*							*			*		*		*			*		*			
	MICRO		40			40		40		40							40			40		40		40			40		40			
B9	2.7ha VINES	1	1	2		4		4	2	2	3	3	3	3	1	1	1	3		3	3	3	3	3	1	1	2	2	2		2	2
	DRIP	*	*	*		*		*	*	*	*	*	*	*	*	*	*	*		*	*	*	*	*	*	*	*	*	*		*	*
B10	3.3ha APRICOT	3	3	2		4		4	3	3	2	2	2	2	1	1	1	3		3	3	3	3	4	1	1	3	3	3		2	2
	DRIP	*	*	*		*		*	*	*	*	*	*	*	*	*	*	*		*	*	*	*	*	*	*	*	*	*		*	*
B11	3.0ha VINES		*			*		*		*		*		*			*			*		*		*					*			
	MICRO		320			320		300		320		320		320			320			320		300		220					320			
B12	1.0ha VINES	1	1	1		3		3	2	2	1	1	1	1	1	1	1	2		2	2	2	2	2	1	1	2	2	1		1	1
	DRIP	*	*	*		*		*	*	*	*	*	*	*	*	*	*	*		*	*	*	*	*	*	*	*	*	*		*	*
B13	2.7ha VINES	1	1	1		3		3	2	2	2	2	2	2	1	1	1	2		2	2	2	2	2	1	1	2	2	2		2	2
	DRIP	*	*	*		*		*	*	*	*	*	*	*	*	*	*	*		*	*	*	*	*	*	*	*	*	*		*	*
B14	1.5ha VINES	1	1	1		3		3	2	2	1	1	1	1	1	1	1	2		2	2	2	2	2	1	1	2	2	2		2	2
	DRIP	*	*	*		*		*	*	*	*	*	*	*	*	*	*	*		*	*	*	*	*	*	*	*	*	*		*	*
B15	2.3ha APRICOT	3	1	3		4		4	2	2	2	2	2	2	1	1	1	3		3	3	3	3	3	1	1	3	3	3		3	3
	DRIP	*	*	*		*		*	*	*	*	*	*	*	*	*	*	*		*	*	*	*	*	*	*	*	*	*		*	*
B16	3.7ha VINES	3	3	3		6		6	4	4	4	4	4	4	4	4	4	5		5	5	5	5	4	2	2	5	5	4		4	4
	DRIP	*	*	*		*		*	*	*	*	*	*	*	*	*	*	*		*	*	*	*	*	*	*	*	*	*		*	*
B17	5.6ha LUCERNE																															
	SPRINKLER																															
B18	2.1ha VINES																															
	SPRINKLER																															
B19	3.4ha VINES																															
	SPRINKLER																															
B20	2.9ha VINES																															
	SPRINKLER																															
B21	2.2ha VINES																															
	SPRINKLER																															
B22	3.3ha LUCERNE																															
	SPRINKLER																															
B23	7.0ha VINES	3	4	3		3	3	2	3	3	1	3		3	1		3	3		3	3	2		3				3	2		3	3
	DRIP	*	*	*		*	*	*	*	*	*	*		*	*		*	*		*	*	*		*				*	*		*	*

IRRIGATION JANUARY First entry = Hours Second entry = Cubic meters

	DATE	1	2	3	4	5	6	7	8	9	10	11	12	13	14	15	16	17	18	19	20	21	22	23	24	25	26	27	28	29	30	31
B24	1.5ha PEACHES																															
	SPRINKLER																															
B25	1.8ha VINES																															
	SPRINKLER																															
B26	3.6ha PEACHES	2	2	3		4	3	3	2	2	1	2		1	1		2	2		2	2	1		2	4			4	2		4	4
	DRIP	*	*	*		*	*	*	*	*	*	*		*	*		*	*		*	*	*		*	*			*	*		*	*
B27	5.9ha VINES																															
	SPRINKLER																															
B28	3.3ha LUCERNE																															
	SPRINKLER																															
B29	1.8ha VINES																															
	SPRINKLER																															
	TOT. IRRI.	940	1840	0	0	1840	0	1560	840	1890	0	1220	240	1040	240	1140	700	240	0	1840	960	680	240	1440	240	900	1300	600	1280	250	700	240
D1	1.1ha LUCERNE						3								3								3								3	
	SPRINKLER						*								*								*								*	
D2	1.0ha LUCERNE							3								3								3								3
	SPRINKLER							*								*								*								*
D3	1.1ha LUCERNE								3								3								3							
	SPRINKLER								*								*								*							
D4	2.7ha LUCERNE	3	3							3	3							3	3							3	3					
	SPRINKLER	*	*							*	*							*	*							*	*					
D5	2.1ha LUCERNE		3				3				3				3				3				3				3				3	
	SPRINKLER		*				*				*				*				*				*				*				*	
D6	3.5ha LUCERNE			3	3			3	3			3	3			3	3			3	3			3	3			3	3			3
	SPRINKLER			*	*			*	*			*	*			*	*			*	*			*	*			*	*			*
D7	1.5ha LUCERNE	3				3				3				3				3				3				3				3		
	SPRINKLER	*				*				*				*				*				*				*				*		
D8	3.1ha GRAZING											10														10						
	SPRINKLER											*														*						
D9	0.9ha LUCERNE						3								3								3								3	
	SPRINKLER						*								*								*								*	
D10	1.3ha LUCERNE							3								3								3								3
	SPRINKLER							*								*								*								*
D11	1.3ha LUCERNE								3								3								3							
	SPRINKLER								*								*								*							
D12	0.5ha LUCERNE								3								3								3							
	SPRINKLER								*								*								*							
D13	0.6ha LUCERNE	3								3								3								3						
	SPRINKLER	*								*								*								*						
D14	0.6ha LUCERNE	3								3								3								3						
	SPRINKLER	*								*								*								*						
D15	0.6ha LUCERNE		3								3								3								3					
	SPRINKLER		*								*								*								*					
D16	0.6ha LUCERNE		3								3								3								3					
	SPRINKLER		*								*								*								*					
D17	4.5ha LUCERNE												10														10					
	SPRINKLER												*														*					
	TOT. IRRI.	0	0	0	0	0	0	0	0	0	0	0	0	0	0	0	0	0	0	0	0	0	0	0	0	0	0	0	0	0	0	0
F1	2.0ha APRICOT			10		5	5		5	5			5	5	5	5	5	5	5	5	5		5	5		5	5	5		5	5	
	DRIP			340		170	170		170	170			170	170	170	170	170	170	170	170	170		170	170		170	170	170		170	170	
F2	2.0ha VINES	6				5	5		5	5			5	5		5	5	5	5	5	5		4	4		4	4	4		4	4	

IRRIGATION JANUARY First entry = Hours Second entry = Cubic meters

	DATE	1	2	3	4	5	6	7	8	9	10	11	12	13	14	15	16	17	18	19	20	21	22	23	24	25	26	27	28	29	30	31
	DRIP	180				150	150		150	150			150	150		150	150	150	150	150	150		120	120		120	120	120		120	120	
F3	1.9ha VINES	6				5	5		5	5			5	5		5	5	5	5	5	5		4	4		4	4	4		4	4	
	DRIP	160				133	133		133	133			133	133		133	133	133	133	133	133		106	106		106	106	106		106	106	
F4	1.7ha VINES	6				5	5		5	5			5	5		5	5	5	5	5	5		4	4		4	4	4		4	4	
	DRIP	122				102	102		102	102			102	102		102	102	102	102	102	102		82	82		82	82	82		82	82	
F5	5.3ha VINES	4				4			4				4			4				4			4			4				4		
	MICRO	3519				3519			3519				3519			3519				3519			3519			3519				3519		
F6	1.5ha VINES		5		5		5			5		5		5			5		5		5			5			5				5	
	DRIP		150		150		150			150		150		150			150		150		150			150			150				150	
F7	0.9ha VINES	4				4			4				4			4				4			4			4				4		
	MICRO	119				119			119				119			119				119			119			119				119		
F8	1.9ha VINES	6				5	5		5	5			5	5		5	5	5	5	5	5		4	4		4	4	4		4	4	
	DRIP	160				133	133		133	133			133	133		133	133	133	133	133	133		106	106		106	106	106		106	106	
F9	2.2ha PEACHES	6				5	5		5	5			5	5		5	5	5	5	5	5		4	4		4	4	4		4	4	
	DRIP	211				176	176		176	176			176	176		176	176	176	176	176	176		141	141		141	141	141		141	141	
F10	1.3ha VINES	6				5	5		5	5			5	5		5	5	5	5	5	5		4	4		4	4	4		4	4	
	DRIP	75				63	63		63	63			63	63		63	63	63	63	63	63		50	50		50	50	50		50	50	
F11	2.9ha VINES	6	6			5	5		5	5			5	5		5	5	5	5	5	5		4	4		4	4	4		4	4	
	DRIP	348	348			290	290		290	290			290	290		290	290	290	290	290	290		232	232		232	232	232		232	232	
F12	2.7ha VINES	6	6			5	5		5	5			5	5		5	5	5	5	5	5		4	4		4	4	4		4	4	
	DRIP	308	308			257	257		257	257			257	257		257	257	257	257	257	257		205	205		205	205	205		205	205	
F13	2.8ha VINES			10		4	4		4	4			4	4		4	4	4	4	4	4		3	3		3	3	3		3	3	
	DRIP			504		202	202		202	202			202	202		202	202	202	202	202	202		151	151		151	151	151		151	151	
	TOT. IRRI.	1163	806	844	150	5164	1676	0	5164	1676	0	150	5164	1676	170	5164	1676	1526	1676	5164	1676	0	4881	1393	0	4881	1393	1243	0	4881	1393	0
G1	0.2ha NURSERY																															
	MICRO																															
G2	0.1ha VINES	2				12		6.5																				7				
	MICRO	*				*		*																				*				
G3	1.2ha VINES		12														6										7					
	MICRO		*														*										*					
G4	1.0ha APRICOT							6																6	6							
	MICRO							*																*	*							
G5	0.2ha VINES	5				12		6.5										6.5										7				
	MICRO	*				*		*										*										*				
G6	0.3ha TOMATOE											12					7.5	6.5		7.5							7					
	DRIP											*					*	*		*							*					
G7	1.3ha VINES	12				12		6.5				12					7.5	6.5		7.5							7					
	MICRO	*				*		*				*					*	*		*							*					
G8	0.8ha VINES		12				6.5							12				6												7		
	MICRO		*				*							*				*												*		
G9	0.5ha TOMATOE														10.5				11.5													
	DRIP														*				*													
G10	1.6ha VINES			12			6.5								7									7.5						7		
	MICRO			*			*								*									*						*		
G11	0.4ha VINES									7					5									4								
	DRIP									*					*									*								
G12	0.2ha TOMATOE																															
	DRIP																															
G13	0.6ha FALLOW							6.5							8				11					4						7		
	DRIP							*							*				*					*						*		
G14	0.6ha VINES							6.5				12				7.5				7.5										7		
	DRIP							*				*				*				*										*		
G15	0.5ha TOMATOE								6.5			12				7.5				6.5												

IRRIGATION JANUARY First entry = Hours Second entry = Cubic meters

	DATE	1	2	3	4	5	6	7	8	9	10	11	12	13	14	15	16	17	18	19	20	21	22	23	24	25	26	27	28	29	30	31
	DRIP								*			*				*				*												
G16	0.7ha VINES								6.5			12				7.5				6.5												
	DRIP								*			*				*				*												
G17	0.7ha VINES				12					7	12				10.5				12							12			12			
	DRIP				*					*	*				*				*							*			*			
	TOT. IRRI.	0	0	0	0	0	0	0	0	0	0	0	0	0	0	0	0	0	0	0	0	0	0	0	0	0	0	0	0	0	0	0
J1	0.8ha VINES	*	*	*	*	*	*	*	*	*	*	*	*	*	*	*	*	*	*	*	*	*	*	*	*	*	*	*	*	*	*	*
	DRIP	36	36	36	36	36	36	36	36	36	36	36	36	36	36	36	36	36	36	36	36	36	36	36	36	36	36	36	36	36	36	12
J2	2.6ha VINES	*	*	*	*	*	*	*	*	*	*	*	*	*	*	*	*	*	*	*	*	*	*	*	*	*	*	*	*	*	*	*
	DRIP	117	117	117	117	117	117	117	117	117	117	117	117	117	117	117	117	117	117	117	117	117	117	117	117	117	117	117	117	117	117	39
J3	3.2ha VINES	*	*	*	*	*	*	*	*	*	*	*	*	*	*	*	*	*	*	*	*	*	*	*	*	*	*	*	*	*	*	*
	DRIP	144	144	144	144	144	144	144	144	144	144	144	144	144	144	144	144	144	144	144	144	144	144	144	144	144	144	144	144	144	144	48
J4	1.9ha APRICOT																															
	DRIP																															
J5	6.1ha VINES	*	*	*	*	*	*	*	*	*	*	*	*	*	*	*	*	*	*	*	*	*	*	*	*	*	*	*	*	*	*	*
	DRIP	275	275	275	275	275	275	275	275	275	275	275	275	275	275	275	275	275	275	275	275	275	275	275	275	275	275	275	275	275	275	92
J6	1.9ha APRICOT																															
	DRIP																															
J7	0.3ha VINES	*	*	*	*	*	*	*	*	*	*	*	*	*	*	*	*	*	*	*	*	*	*	*	*	*	*	*	*	*	*	*
	DRIP	13	13	13	13	13	13	13	13	13	13	13	13	13	13	13	13	13	13	13	13	13	13	13	13	13	13	13	13	13	13	4.5
J8	0.4ha VINES	*	*	*	*	*	*	*	*	*	*	*	*	*	*	*	*	*	*	*	*	*	*	*	*	*	*	*	*	*	*	*
	DRIP	18	18	18	18	18	18	18	18	18	18	18	18	18	18	18	18	18	18	18	18	18	18	18	18	18	18	18	18	18	18	6
J9	1.0ha VINES	*	*	*	*	*	*	*	*	*	*	*	*	*	*	*	*	*	*	*	*	*	*	*	*	*	*	*	*	*	*	*
	DRIP	45	45	45	45	45	45	45	45	45	45	45	45	45	45	45	45	45	45	45	45	45	45	45	45	45	45	45	45	45	45	15
J10	0.6ha VINES	*	*	*	*	*	*	*	*	*	*	*	*	*	*	*	*	*	*	*	*	*	*	*	*	*	*	*	*	*	*	*
	DRIP	27	27	27	27	27	27	27	27	27	27	27	27	27	27	27	27	27	27	27	27	27	27	27	27	27	27	27	27	27	27	9
J11	0.7ha VINES	*	*	*	*	*	*	*	*	*	*	*	*	*	*	*	*	*	*	*	*	*	*	*	*	*	*	*	*	*	*	*
	DRIP	31	31	31	31	31	31	31	31	31	31	31	31	31	31	31	31	31	31	31	31	31	31	31	31	31	31	31	31	31	31	10.5
J12	1.2ha VINES	*	*	*	*	*	*	*	*	*	*	*	*	*	*	*	*	*	*	*	*	*	*	*	*	*	*	*	*	*	*	*
	DRIP	54	54	54	54	54	54	54	54	54	54	54	54	54	54	54	54	54	54	54	54	54	54	54	54	54	54	54	54	54	54	18
J13	4.7ha VINES	*	*	*	*	*	*	*	*	*	*	*	*	*	*	*	*	*	*	*	*	*	*	*	*	*	*	*	*	*	*	*
	DRIP	212	212	212	212	212	212	212	212	212	212	212	212	212	212	212	212	212	212	212	212	212	212	212	212	212	212	212	212	212	212	70.5
J14	2.0ha VINES	*	*	*	*	*	*	*	*	*	*	*	*	*	*	*	*	*	*	*	*	*	*	*	*	*	*	*	*	*	*	*
	DRIP	90	90	90	90	90	90	90	90	90	90	90	90	90	90	90	90	90	90	90	90	90	90	90	90	90	90	90	90	90	90	30
J15	1.1ha VINES	*	*	*	*	*	*	*	*	*	*	*	*	*	*	*	*	*	*	*	*	*	*	*	*	*	*	*	*	*	*	*
	DRIP	49	49	49	49	49	49	49	49	49	49	49	49	49	49	49	49	49	49	49	49	49	49	49	49	49	49	49	49	49	49	16
J16	1.5ha VINES	*	*	*	*	*	*	*	*	*	*	*	*	*	*	*	*	*	*	*	*	*	*	*	*	*	*	*	*	*	*	*
	DRIP	67	67	67	67	67	67	67	67	67	67	67	67	67	67	67	67	67	67	67	67	67	67	67	67	67	67	67	67	67	67	22
J17	1.6ha VINES	*	*	*	*	*	*	*	*	*	*	*	*	*	*	*	*	*	*	*	*	*	*	*	*	*	*	*	*	*	*	*
	DRIP	72	72	72	72	72	72	72	72	72	72	72	72	72	72	72	72	72	72	72	72	72	72	72	72	72	72	72	72	72	72	24
J18	1.1ha VINES	*	*	*	*	*	*	*	*	*	*	*	*	*	*	*	*	*	*	*	*	*	*	*	*	*	*	*	*	*	*	*
	DRIP	49	49	49	49	49	49	49	49	49	49	49	49	49	49	49	49	49	49	49	49	49	49	49	49	49	49	49	49	49	49	16
J19	1.7ha VINES	*	*	*	*	*	*	*	*	*	*	*	*	*	*	*	*	*	*	*	*	*	*	*	*	*	*	*	*	*	*	*
	DRIP	76	76	76	76	76	76	76	76	76	76	76	76	76	76	76	76	76	76	76	76	76	76	76	76	76	76	76	76	76	76	26
J20	1.1ha VINES	*	*	*	*	*	*	*	*	*	*	*	*	*	*	*	*	*	*	*	*	*	*	*	*	*	*	*	*	*	*	*
	DRIP	49	49	49	49	49	49	49	49	49	49	49	49	49	49	49	49	49	49	49	49	49	49	49	49	49	49	49	49	49	49	16
J21	1.5ha VINES	*	*	*	*	*	*	*	*	*	*	*	*	*	*	*	*	*	*	*	*	*	*	*	*	*	*	*	*	*	*	*
	DRIP	67	67	67	67	67	67	67	67	67	67	67	67	67	67	67	67	67	67	67	67	67	67	67	67	67	67	67	67	67	67	22
J22	1.4ha VINES	*	*	*	*	*	*	*	*	*	*	*	*	*	*	*	*	*	*	*	*	*	*	*	*	*	*	*	*	*	*	*
	DRIP	63	63	63	63	63	63	63	63	63	63	63	63	63	63	63	63	63	63	63	63	63	63	63	63	63	63	63	63	63	63	21
J23	3.1ha VINES	*	*	*	*	*	*	*	*	*	*	*	*	*	*	*	*	*	*	*	*	*	*	*	*	*	*	*	*	*	*	*
	DRIP	140	140	140	140	140	140	140	140	140	140	140	140	140	140	140	140	140	140	140	140	140	140	140	140	140	140	140	140	140	140	46
J24	2.4ha VINES	*	*	*	*	*	*	*	*	*	*	*	*	*	*	*	*	*	*	*	*	*	*	*	*	*	*	*	*	*	*	*

IRRIGATION JANUARY First entry = Hours Second entry = Cubic meters

	DATE	1	2	3	4	5	6	7	8	9	10	11	12	13	14	15	16	17	18	19	20	21	22	23	24	25	26	27	28	29	30	31
	DRIP	108	108	108	108	108	108	108	108	108	108	108	108	108	108	108	108	108	108	108	108	108	108	108	108	108	108	108	108	108	108	36
J25	3.2ha VINES	*	*	*	*	*	*	*	*	*	*	*	*	*	*	*	*	*	*	*	*	*	*	*	*	*	*	*	*	*	*	*
	DRIP	144	144	144	144	144	144	144	144	144	144	144	144	144	144	144	144	144	144	144	144	144	144	144	144	144	144	144	144	144	144	48
J26	2.6ha VINES	*	*	*	*	*	*	*	*	*	*	*	*	*	*	*	*	*	*	*	*	*	*	*	*	*	*	*	*	*	*	*
	DRIP	117	117	117	117	117	117	117	117	117	117	117	117	117	117	117	117	117	117	117	117	117	117	117	117	117	117	117	117	117	117	39
J27	1.5ha VINES	*	*	*	*	*	*	*	*	*	*	*	*	*	*	*	*	*	*	*	*	*	*	*	*	*	*	*	*	*	*	*
	DRIP	67	67	67	67	67	67	67	67	67	67	67	67	67	67	67	67	67	67	67	67	67	67	67	67	67	67	67	67	67	67	22
J28	2.3ha VINES	*	*	*	*	*	*	*	*	*	*	*	*	*	*	*	*	*	*	*	*	*	*	*	*	*	*	*	*	*	*	*
	DRIP	104	104	104	104	104	104	104	104	104	104	104	104	104	104	104	104	104	104	104	104	104	104	104	104	104	104	104	104	104	104	34
J29	0.6ha VINES	*	*	*	*	*	*	*	*	*	*	*	*	*	*	*	*	*	*	*	*	*	*	*	*	*	*	*	*	*	*	*
	DRIP	27	27	27	27	27	27	27	27	27	27	27	27	27	27	27	27	27	27	27	27	27	27	27	27	27	27	27	27	27	27	9
J30	0.9ha VINES	*	*	*	*	*	*	*	*	*	*	*	*	*	*	*	*	*	*	*	*	*	*	*	*	*	*	*	*	*	*	*
	DRIP	40	40	40	40	40	40	40	40	40	40	40	40	40	40	40	40	40	40	40	40	40	40	40	40	40	40	40	40	40	40	13
J31	1.6ha VINES	*	*	*	*	*	*	*	*	*	*	*	*	*	*	*	*	*	*	*	*	*	*	*	*	*	*	*	*	*	*	*
	DRIP	72	72	72	72	72	72	72	72	72	72	72	72	72	72	72	72	72	72	72	72	72	72	72	72	72	72	72	72	72	72	24
J32	2.9ha VINES	*	*	*	*	*	*	*	*	*	*	*	*	*	*	*	*	*	*	*	*	*	*	*	*	*	*	*	*	*	*	*
	DRIP	131	131	131	131	131	131	131	131	131	131	131	131	131	131	131	131	131	131	131	131	131	131	131	131	131	131	131	131	131	131	43
J33	2.3ha VINES	*	*	*	*	*	*	*	*	*	*	*	*	*	*	*	*	*	*	*	*	*	*	*	*	*	*	*	*	*	*	*
	DRIP	104	104	104	104	104	104	104	104	104	104	104	104	104	104	104	104	104	104	104	104	104	104	104	104	104	104	104	104	104	104	34
J34	1.1ha GRAZING	*	*	*	*	*	*	*	*	*	*	*	*	*	*	*	*	*	*	*	*	*	*	*	*	*	*	*	*	*	*	*
	SPRINKLER	*	*	*	*	*	*	*	*	*	*	*	*	*	*	*	*	*	*	*	*	*	*	*	*	*	*	*	*	*	*	*
J35	1.3ha VINES	*	*	*	*	*	*	*	*	*	*	*	*	*	*	*	*	*	*	*	*	*	*	*	*	*	*	*	*	*	*	*
	DRIP	58	58	58	58	58	58	58	58	58	58	58	58	58	58	58	58	58	58	58	58	58	58	58	58	58	58	58	58	58	58	19
J36	0.6ha VINES	*	*	*	*	*	*	*	*	*	*	*	*	*	*	*	*	*	*	*	*	*	*	*	*	*	*	*	*	*	*	*
	DRIP	27	27	27	27	27	27	27	27	27	27	27	27	27	27	27	27	27	27	27	27	27	27	27	27	27	27	27	27	27	27	9
J37	2.5ha PEACHES	*	*	*	*	*	*	*	*	*	*	*	*	*	*	*	*	*	*	*	*	*	*	*	*	*	*	*	*	*	*	*
	DRIP	125	125	125	125	125	125	125	125	125	125	125	125	125	125	125	125	125	125	125	125	125	125	125	125	125	125	125	125	62	62	62
J38	1.7ha VINES	*	*	*	*	*	*	*	*	*	*	*	*	*	*	*	*	*	*	*	*	*	*	*	*	*	*	*	*	*	*	*
	DRIP	76	76	76	76	76	76	76	76	76	76	76	76	76	76	76	76	76	76	76	76	76	76	76	76	76	76	76	76	76	76	25
J39	1.0ha VINES	*	*	*	*	*	*	*	*	*	*	*	*	*	*	*	*	*	*	*	*	*	*	*	*	*	*	*	*	*	*	*
	DRIP	45	45	45	45	45	45	45	45	45	45	45	45	45	45	45	45	45	45	45	45	45	45	45	45	45	45	45	45	45	45	15
J40	1.2ha VINES	*	*	*	*	*	*	*	*	*	*	*	*	*	*	*	*	*	*	*	*	*	*	*	*	*	*	*	*	*	*	*
	DRIP	54	54	54	54	54	54	54	54	54	54	54	54	54	54	54	54	54	54	54	54	54	54	54	54	54	54	54	54	54	54	18
J41	2.0ha PEACHES	*	*	*	*	*	*	*	*	*	*	*	*	*	*	*	*	*	*	*	*	*	*	*	*	*	*	*	*	*	*	*
	DRIP	100	100	100	100	100	100	100	100	100	100	100	100	100	100	100	100	100	100	100	100	100	100	100	100	100	100	100	100	50	50	50
J42	1.0ha PEACHES	*	*	*	*	*	*	*	*	*	*	*	*	*	*	*	*	*	*	*	*	*	*	*	*	*	*	*	*	*	*	*
	DRIP	50	50	50	50	50	50	50	50	50	50	50	50	50	50	50	50	50	50	50	50	50	50	50	50	50	50	50	50	25	25	25
J43	2.2ha PEACHES	*	*	*	*	*	*	*	*	*	*	*	*	*	*	*	*	*	*	*	*	*	*	*	*	*	*	*	*	*	*	*
	DRIP	110	110	110	110	110	110	110	110	110	110	110	110	110	110	110	110	110	110	110	110	110	110	110	110	110	110	110	110	55	55	55
J44	2.3ha VINES	*	*	*	*	*	*	*	*	*	*	*	*	*	*	*	*	*	*	*	*	*	*	*	*	*	*	*	*	*	*	*
	DRIP	104	104	104	104	104	104	104	104	104	104	104	104	104	104	104	104	104	104	104	104	104	104	104	104	104	104	104	104	104	104	34
J45	2.6ha VINES	*	*	*	*	*	*	*	*	*	*	*	*	*	*	*	*	*	*	*	*	*	*	*	*	*	*	*	*	*	*	*
	DRIP	117	117	117	117	117	117	117	117	117	117	117	117	117	117	117	117	117	117	117	117	117	117	117	117	117	117	117	117	117	117	39
J46	3.8ha VINES	*	*	*	*	*	*	*	*	*	*	*	*	*	*	*	*	*	*	*	*	*	*	*	*	*	*	*	*	*	*	*
	DRIP	171	171	171	171	171	171	171	171	171	171	171	171	171	171	171	171	171	171	171	171	171	171	171	171	171	171	171	171	171	171	57
J47	1.5ha VINES	*	*	*	*	*	*	*	*	*	*	*	*	*	*	*	*	*	*	*	*	*	*	*	*	*	*	*	*	*	*	*
	DRIP	67	67	67	67	67	67	67	67	67	67	67	67	67	67	67	67	67	67	67	67	67	67	67	67	67	67	67	67	67	67	22
J48	2.3ha VINES	*	*	*	*	*	*	*	*	*	*	*	*	*	*	*	*	*	*	*	*	*	*	*	*	*	*	*	*	*	*	*
	DRIP	104	104	104	104	104	104	104	104	104	104	104	104	104	104	104	104	104	104	104	104	104	104	104	104	104	104	104	104	104	104	34
J49	1.4ha APRICOT	*	*	*	*	*	*	*	*	*	*	*	*	*	*	*	*	*	*	*	*	*	*	*	*	*	*	*	*	*	*	*
	DRIP	35	35	35	35	35	35	35	35	35	35	35	35	35	35	35	35	35	35	35	35	35	35	35	35	35	35	35	35	35	35	35
J50	1.1ha VINES	*	*	*	*	*	*	*	*	*	*	*	*	*	*	*	*	*	*	*	*	*	*	*	*	*	*	*	*	*	*	*
	DRIP	49	49	49	49	49	49	49	49	49	49	49	49	49	49	49	49	49	49	49	49	49	49	49	49	49	49	49	49	49	49	16
J51	2.0ha VINES	*	*	*	*	*	*	*	*	*	*	*	*	*	*	*	*	*	*	*	*	*	*	*	*	*	*	*	*	*	*	*
	DRIP	90	90	90	90	90	90	90	90	90	90	90	90	90	90	90	90	90	90	90	90	90	90	90	90	90	90	90	90	90	90	30

IRRIGATION JANUARY First entry : Hours Second entry = Cubic meters

	DATE	1	2	3	4	5	6	7	8	9	10	11	12	13	14	15	16	17	18	19	20	21	22	23	24	25	26	27	28	29	30	31
J52	4.8ha VINES	*	*	*	*	*	*	*	*	*	*	*	*	*	*	*	*	*	*	*	*	*	*	*	*	*	*	*	*	*	*	*
	DRIP	216	216	216	216	216	216	216	216	216	216	216	216	216	216	216	216	216	216	216	216	216	216	216	216	216	216	216	216	216	216	72
J53	0.8ha VINES	*	*	*	*	*	*	*	*	*	*	*	*	*	*	*	*	*	*	*	*	*	*	*	*	*	*	*	*	*	*	*
	DRIP	36	36	36	36	36	36	36	36	36	36	36	36	36	36	36	36	36	36	36	36	36	36	36	36	36	36	36	36	36	36	12
J54	3.2ha FALLOW	*	*	*	*	*	*	*	*	*	*	*	*	*	*	*	*	*	*	*	*	*	*	*	*	*	*	*	*	*	*	*
	0.8ha VINES	*	*	*	*	*	*	*	*	*	*	*	*	*	*	*	*	*	*	*	*	*	*	*	*	*	*	*	*	*	*	*
J55	0.8ha VINES	*	*	*	*	*	*	*	*	*	*	*	*	*	*	*	*	*	*	*	*	*	*	*	*	*	*	*	*	*	*	*
	DRIP	36	36	36	36	36	36	36	36	36	36	36	36	36	36	36	36	36	36	36	36	36	36	36	36	36	36	36	36	36	36	12
J56	2.4ha VINES	*	*	*	*	*	*	*	*	*	*	*	*	*	*	*	*	*	*	*	*	*	*	*	*	*	*	*	*	*	*	*
	DRIP	108	108	108	108	108	108	108	108	108	108	108	108	108	108	108	108	108	108	108	108	108	108	108	108	108	108	108	108	108	108	36
J57	2.6ha VINES	*	*	*	*	*	*	*	*	*	*	*	*	*	*	*	*	*	*	*	*	*	*	*	*	*	*	*	*	*	*	*
	DRIP	117	117	117	117	117	117	117	117	117	117	117	117	117	117	117	117	117	117	117	117	117	117	117	117	117	117	117	117	117	117	39
	SUB.TOT.IRRI.	4324	3815	3815	3815	3815	3815	3815	3815	3815	3815	3815	3815	3815	3815	3815	3815	3815	3815	3815	3815	3815	3815	3815	3815	3815	3815	3815	3815	3622	3622	1352.
	TOT. IRRI.	4976	4467	4467	4467	4467	4467	4467	4467	4467	4467	4467	4467	4467	4467	4467	4467	4467	4467	4467	4467	4467	4467	4467	4467	4467	4467	4467	4467	4274	4274	1569.
M1	2.0ha VINES							10	10				10	10									10	10								
	DRIP							*	*				*	*									*	*								
M2	0.8ha APRICOT							6																	8							
	FLOOD							*																	*							
M3	0.9ha VINES	10							10						10										10							
	DRIP	*							*						*										*							
M4	2.7ha VINES							10	10				10	10									10	10			10					
	DRIP							*	*				*	*									*	*			*					
M5	0.3ha GRAZING							3									3											3				
	FLOOD							*									*											*				
M6	0.7ha VINES	10								10					10		10										10					
	DRIP	*								*					*		*										*					
M7	1.7ha APRICOT									4							10															
	FLOOD									*							*															
M8	1.4ha PEACHES							10	10					10	10																	
	FLOOD							*	*					*	*																	
M9	1.4ha VINES							10							10												10					
	DRIP							*							*												*					
M10	1.0ha VINES							10							10									10								
	DRIP							*							*									*								
M11	1.0ha VINES								10					10									10									
	DRIP								*					*									*									
M12	1.6ha PEACHES														12																	
	FLOOD														*																	
M13	2.4ha PEACHES									12					8		10						10									
	FLOOD									*					*		*						*									
	TOT. IRRI.	0	0	0	0	0	0	0	0	0	0	0	0	0	0	0	0	0	0	0	0	0	0	0	0	0	0	0	0	0	0	0
O1	0.6ha VINES							5							5							5							5			
	SPRINKLER							*							*							*							*			
O2	1.7ha TOMATOE																	2		4	6				4		5		5		5	
	DRIP																	*		*	*				*		*		*		*	
O3	0.5ha VINES							5							5							5							5			
	SPRINKLER							*							*							*							*			
O4	1.4ha VINES	10		10		8		10		10	10	10		10		10		10		10		8		8		10	8		8		8	
	DRIP	*		*		*		*		*	*	*		*		*		*		*		*		*		*	*		*		*	
O5	1.0ha VINES	10		10		8		10		10		10		10		10		10	10		8	10			8	10			10		10	
	DRIP	*		*		*		*		*		*		*		*		*	*		*	*			*	*			*		*	

IRRIGATION JANUARY First entry = Hours Second entry = Cubic meters

	DATE	1	2	3	4	5	6	7	8	9	10	11	12	13	14	15	16	17	18	19	20	21	22	23	24	25	26	27	28	29	30	31
06	1.2ha VINES	10		10		8		10		10		10		10		10		10	10		8	10			8	10			10		10	
	DRIP	*		*		*		*		*		*		*		*		*	*		*	*			*	*			*		*	
07	1.0ha VINES	10		10		8		10		10		10		10		10		10	10		8	10			8	10			10		10	
	DRIP	*		*		*		*		*		*		*		*		*	*		*	*			*	*			*		*	
08	0.9ha APRICOT							5							5							5							5			
	SPRINKLER							*							*							*							*			
09	0.8ha VINES																															
	SPRINKLER																															
010	0.4ha VINES	10		10		10		10		10		10		10		10		10	10		8	10			8	10			10		10	
	DRIP	*		*		*		*		*		*		*		*		*	*		*	*			*	*			*		*	
011	2.21ha VINES	10		10		8		10		10	10	10		10		10		10		10		8		8		10	8		8		8	
	DRIP	*		*		*		*		*	*	*		*		*		*		*		*		*		*	*		*		*	
012	2.5ha VINES	10		10		8		10		10	10	10		10		10		10		10		8		8		10	8		8		8	
	DRIP	*		*		*		*		*	*	*		*		*		*		*		*		*		*	*		*		*	
013	2.0ha VINES		10		10		10		10		10		12.5		10	10		10	10		10		10		10	10		10		10		10
	DRIP		*		*		*		*		*		*		*	*		*	*		*		*		*	*		*		*		*
014	2.4ha VINES		10		10		10		10		10		12.5		10	10		10	10		10		10		10	10		10		10		10
	DRIP		*		*		*		*		*		*		*	*		*	*		*		*		*	*		*		*		*
015	0.4ha VINES	10		10		10		10		10		10		10		10		10	10		8	10			8	10			10		10	
	DRIP	*		*		*		*		*		*		*		*		*	*		*	*			*	*			*		*	
016	0.8ha TOMATOE																														5	
	DRIP																														*	
017	0.4ha VINES		10		10		10		10		10		12.5		10	10		10	10		10		10		10	10		10		10		10
	DRIP		*		*		*		*		*		*		*	*		*	*		*		*		*	*		*		*		*
018	0.7ha APRICOT																														5	
	SPRINKLER																														*	
019	0.7ha TOMATOE																														5	
	DRIP																														*	
020	0.7ha VINES		10		10		10		10		10		12.5		10	10		10	10		10		10		10	10		10		10		10
	DRIP		*		*		*		*		*		*		*	*		*	*		*		*		*	*		*		*		*
	TOT. IRRI.	0	0	0	0	0	0	0	0	0	0	0	0	0	0	0	0	0	0	0	0	0	0	0	0	0	0	0	0	0	0	0
Q1	0.7ha VINES		12				12				12				12				12				12				12				12	
	DRIP		*				*				*				*				*				*				*				*	
Q2	1.3ha VINES		12				12				12				12				12				12				12				12	
	DRIP		*				*				*				*				*				*				*				*	
Q3	1.0ha VINES		12				12				12				12				12				12				12				12	
	DRIP		*				*				*				*				*				*				*				*	
Q4	2.8ha VINES		12				12				12				12				12				12				12				12	
	DRIP		*				*				*				*				*				*				*				*	
Q5	1.2ha VINES		12				12				12				12				12				12				12				12	
	DRIP		*				*				*				*				*				*				*				*	
Q6	1.5ha VINES		12				12				12				12				12				12				12				12	
	DRIP		*				*				*				*				*				*				*				*	
Q7	0.6ha VINES	12				12				12				12				12				12				12				12		
	DRIP	*				*				*				*				*				*				*				*		
Q8	2.4ha VINES		12				12				12				12				12				12				12				12	
	DRIP		*				*				*				*				*				*				*				*	
Q9	1.2ha APRICOT																															
	MICRO																															
Q10	1.6ha VINES			12				12				12				12				12				12				12				12
	DRIP			*				*				*				*				*				*				*				*
Q11	1.2ha VINES		12				12				12				12				12				12				12				12	
	DRIP		*				*				*				*				*				*				*				*	

IRRIGATION JANUARY First entry = Hours Second entry = Cubic meters

	DATE	1	2	3	4	5	6	7	8	9	10	11	12	13	14	15	16	17	18	19	20	21	22	23	24	25	26	27	28	29	30	31
Q12	1.6ha VINES		12				12				12				12				12				12				12				12	
	DRIP		*				*				*				*				*				*				*				*	
Q13	2.2ha VINES	12				12				12				12					12				12				12				12	
	DRIP	*				*				*				*					*				*				*				*	
Q14	2.0ha VINES		12				12				12					12				12				12				12				12
	DRIP		*				*				*					*				*				*				*				*
Q15	2.5ha APRICOT	12				12				12				12				12				12				12				12		
	MICRO	*				*				*				*				*				*				*				*		
Q16	2.0ha APRICOT			12				12				12				12				12				12				12				12
	MICRO			*				*				*				*				*				*				*				*
Q17	2.3ha APRICOT	12				12				12				12				12				12				12				12		
	MICRO	*				*				*				*				*				*				*				*		
Q18	3.4ha VINES			24				24				24				24				24				24				24				12
	DRIP			*				*				*				*				*				*				*				*
Q19	2.0ha TOMATOE																				12	12							12			
	DRIP																				*	*							*			
Q20	0.8ha APRICOT	8			8			8			8			8			8			8			8			8			8			8
	DRIP	*			*			*			*			*			*			*			*			*			*			*
Q21	1.2ha APRICOT	8			8			8			8			8			8			8			8			8			8			8
	DRIP	*			*			*			*			*			*			*			*			*			*			*
Q22	0.3ha VINES	8			8			8			8			8			8			8			8			8			8			8
	DRIP	*			*			*			*			*			*			*			*			*			*			*
Q23	1.2ha VINES	8			8			8			8			8			8			8			8			8			8			8
	DRIP	*			*			*			*			*			*			*			*			*			*			*
Q24	1.5ha VINES	8			8			8			8			8			8			8			8			8			8			8
	DRIP	*			*			*			*			*			*			*			*			*			*			*
Q25	1.9ha VINES	8			8			8			8			8			8			8			8			8			8			8
	DRIP	*			*			*			*			*			*			*			*			*			*			*
Q26	1.3ha VINES	8			8			8			8			8			8			8			8			8			8			8
	DRIP	*			*			*			*			*			*			*			*			*			*			*
Q27	1.5ha TOMATOE	*							*							*							*							*		
	DRIP	300							300							300							300							300		
Q28	0.9ha VINES		8			8			8			8			8			8			8			8			8			8		
	DRIP		*			*			*			*			*			*			*			*			*			*		
Q29	1.1ha VINES		8			8			8			8			8			8			8			8			8			8		
	DRIP		*			*			*			*			*			*			*			*			*			*		
Q30	1.8ha VINES		8			8			8			8			8			8			8			8			8			8		
	DRIP		*			*			*			*			*			*			*			*			*			*		
Q31	2.8ha VINES		8			8			8			8			8			8			8			8			8			8		
	DRIP		*			*			*			*			*			*			*			*			*			*		
Q32	2.3ha VINES			8			8			8			8			8			8			8			8			8			8	
	DRIP			*			*			*			*			*			*			*			*			*			*	
Q33	1.3ha APRICOT			*					*					*							*						*				*	
	DRIP			300					300					300							300						300				300	
Q34	0.3ha VINES																															
	DRIP																															
Q35	2.8ha VINES				*					*					*								*				*					*
	DRIP				600					600					600								600				600					600
Q36	1.8ha APRICOT	*					*					*					*							*						*		
	DRIP	350					350					350					350							350						350		
Q37	1.3ha VINES								*					*							*						*				*	
	DRIP								300					300							300						300				300	
Q38	1.7ha APRICOT					*					*					*							*					*				
	DRIP					350					350					350							350					350				
Q39	0.8ha APRICOT					*					*					*							*					*				

IRRIGATION JANUARY First entry = Hours Second entry = Cubic meters

	DATE	1	2	3	4	5	6	7	8	9	10	11	12	13	14	15	16	17	18	19	20	21	22	23	24	25	26	27	28	29	30	31
	DRIP					250					250					250							250					250				
Q40	0.9ha APRICOT					*					*					*							*					*				
	DRIP					250					250					250							250					250				
Q41	1.0ha GRAZING						*					*					*							*								
	SPRINKLER						100					100					100							100								
Q42	1.6ha VINES		*					*					*							*					*					*		
	DRIP		300					300					300							300					300					300		
Q43	1.7ha VINES	*					*					*	*				*							*					*			
	DRIP	150					150					150	300				100							150					150			
	TOT. IRRI.	850	300	300	600	850	600	300	600	600	850	600	600	600	600	850	550	0	0	300	600	600	850	600	300	600	600	850	500	300	600	600
R1	1.9ha VINES										5		12	12	12																12	
	DRIP										*		*	*	*																*	
R2	2.4ha PEACHES		12	12		12					4	24																				12
	DRIP		*	*		*					*	*																				*
R3	1.6ha PEACHES										4						12	12			12											
	DRIP										*						*	*			*											
R4	2.7ha VINES	12					12				5											12										
	DRIP	*					*				*											*										
R5	1.9ha PEACHES				12			12	12		6												12						12			
	DRIP				*			*	*		*												*						*			
R6	2.1ha VINES										4		12	12	12									12		12				12		
	DRIP										*		*	*	*									*		*				*		
R7	3.0ha VINES		12	12		12					5														12		12				12	
	DRIP		*	*		*					*														*		*				*	
R8	2.9ha VINES										4																	12				12
	DRIP										*																	*				*
R9	1.5ha TOMATOE										5						12	12														
	DRIP										*						*	*														
R10	3.5ha TOMATOE	12					12				6					24				4	12											
	DRIP	*					*				*					*				*	*											
R11	3.5ha VINES				12			12	12		4			12								12										
	DRIP				*			*	*		*			*								*										
R12	2.3ha PEACHES		12	12		12					5	12											12									
	DRIP		*	*		*					*	*											*									
R13	2.0ha VINES										4		12		12									12		12			12			
	DRIP										*		*		*									*		*			*			
R14	1.9ha PEACHES		12	12		12					5									4					12		12			12		
	MICRO		*	*		*					*									*					*		*			*		
R15	2.9ha VINES										6						12	12										12			12	
	FLOOD										*						*	*										*			*	
R16	3.5ha VINES	12					12				6										12											12
	DRIP	*					*				*										*											*
R17	3.5ha VINES				12			12	12		6			12								12										
	DRIP				*			*	*		*			*								*										
R18	5.7ha LUCERNE										6		12		12					4			12						12			
	SPRINKLER										*		*		*					*			*						*			
R19	1.4ha TOMATOE		12	12		12					6	12												12						12		
	DRIP		*	*		*					*	*												*						*		
R20	1.9ha PEACHES	12					12				6						12	12							12				12		12	
	DRIP	*					*				*						*	*							*				*		*	
R21	2.1ha VINES										5																			12		12
	DRIP										*																			*		*
R22	1.1ha VINES										6																				12	

IRRIGATION JANUARY First entry = Hours Second entry = Cubic meters

	DATE	1	2	3	4	5	6	7	8	9	10	11	12	13	14	15	16	17	18	19	20	21	22	23	24	25	26	27	28	29	30	31
	DRIP										*																				*	
R23	1.8ha PEACHES										4	24								4	12											12
	DRIP										*	*								*	*											*
R24	1.6ha VINES				12			12	12		6			12		24						12										
	DRIP				*			*	*		*			*		*						*										
R25	2.1ha GRAZING										5		12										12						12			
	SPRINKLER										*		*										*						*			
R26	2.2ha LUCERNE	12				12					4				12									12		12				12		
	SPRINKLER	*				*					*				*									*		*				*		
R27	1.4ha LUCERNE		12	12							6						12	12		4					12		12				12	
	SPRINKLER		*	*							*						*	*		*					*		*				*	
R28	1.1ha APRICOT						12				6																	12				12
	DRIP						*				*																	*				*
R29	2.6ha VINES										6																					
	DRIP										*																					
R30	2.2ha VINES										4									4	12											
	DRIP										*									*	*											
R31	1.1ha VINES				12			12			6											12										
	DRIP				*			*			*											*										
R32	2.0ha APRICOT																															
	SPRINKLER																															
	TOT. IRRI.	0	0	0	0	0	0	0	0	0	0	0	0	0	0	0	0	0	0	0	0	0	0	0	0	0	0	0	0	0	0	0
S1	3.7ha VINES																				10											
	SPRINKLER																				2775											
S2	3.6ha VINES						10							10							10							10				
	MICRO						1368							1368							1368							1368				
S3	3.6ha VINES																					10										
	SPRINKLER																					2700										
S4	4.3ha VINES	10																					10									
	SPRINKLER	3225																					3225									
S5	2.3ha VINES							10							10							10							10			
	MICRO							874							874							874							874			
S6	4.7ha VINES	10							10							10							10							10		
	MICRO	1786							1786							1786							1786							1786		
S7	6.0ha VINES		10							10							10							10							10	
	MICRO		2280							2280							2280							2280							2280	
S8	3.1ha VINES			10							10							10							10							10
	MICRO			1178							1178							1178							1178							1178
S9	3.5ha VINES		10																					10								
	SPRINKLER		2625																					2625								
S10	4.1ha VINES			10																					10							
	SPRINKLER			3075																					3075							
S11	2.5ha VINES				10																					10						
	SPRINKLER				1875																					1875						
S12	1.4ha PEACHES				10							10							10							10						
	MICRO				1050							1050							1050							1050						
S13	3.4ha VINES					10																					10					
	SPRINKLER					2550																					2550					
S14	4.6ha VINES						10																					10				
	SPRINKLER						3450																					3450				
S15	3.2ha VINES							10																					10			
	SPRINKLER							2400																					2400			
S16	1.6ha VINES	14	14																			14	14	14								

IRRIGATION JANUARY First entry = Hours Second entry = Cubic meters

	DATE	1	2	3	4	5	6	7	8	9	10	11	12	13	14	15	16	17	18	19	20	21	22	23	24	25	26	27	28	29	30	31
	FLOOD	*	*																			*	*	*								
S17	1.3ha VINES																		14	14	14											
	FLOOD																		*	*	*											
S18	2.8ha VINES								10																					10		
	SPRINKLER								2100																					2100		
S19	1.3ha VINES									10																					10	
	SPRINKLER									975																					975	
S20	5.4ha VINES										10																					10
	SPRINKLER										4050																					4050
	TOT. IRRI.	874	4905	4253	2925	2550	4818	3274	3886	3255	5228	1050	0	1368	874	1786	2280	1178	1050	0	4143	3574	5011	4905	4253	2925	2550	4818	3274	3886	3255	5228
U1	1.8ha VINES			6					6						6		6			6		6		6			6			6		
	DRIP			90					90						90		90			90		90		90			90			90		
U2	2.8ha LUCERNE	6	6	6	6									6	6	6	6								6	6	6	6				
	SPRINKLER	263	263	263	263									263	263	263	263								263	263	263	263				
U3	4.5ha VINES				10	10	10	10	10											6	6	6	6	6								
	SPRINKLER				562	562	562	562	562											337	337	337	337	337								
U4	4.4ha LUCERNE		6	6	6	6	6							6	6	6	6	6						6	6	6	6	6				
	SPRINKLER		330	330	330	330	330							330	330	330	330	330						330	330	330	330	330				
U5	3.7ha VINES		4		4		4		4		4		4		4		4		4		4		4				4		4		4	
	DRIP		120		120		120		120		120		120		120		120		120		120		120				120		120		120	
U6	0.8ha VINES								10											6												
	SPRINKLER								500											300												
U7	4.1ha VINES	4		4		4		4		4		4		4		4		4		4		4						4		4		
	DRIP	136		136		136		136		136		136		136		136		136		136		136						136		136		
U8	3.0ha VINES		4		4		4		4		4		4		4		4		4		4		4				4		4		4	
	DRIP		100		100		100		100		100		100		100		100		100		100		100				100		100		100	
U9	1.6ha VINES								10											8												
	SPRINKLER								250											200												
U10	3.0ha VINES			10												6												6				
	SPRINKLER			627												376												376				
U11	1.7ha VINES								10	10	10	10							6	6	6	6	6									
	SPRINKLER								265	265	265	265							57	57	57	57	57									
U12	0.6ha TOMATOE					7	7	7	7								7	7	7	7												
	SPRINKLER					67	67	67	67								67	67	67	67												
U13	0.2ha GRAZING					7	7	7	7								7	7	7	7							7	7	7			
	SPRINKLER					23	23	23	23								23	23	23	23							30	30	30			
U14	0.2ha GRAZING					7	7	7	7								7	7	7	7					7	7	7					
	SPRINKLER					23	23	23	23								23	23	23	23					30	30	30					
U15	0.2ha GRAZING					7	7	7	7								7	7	7	7							7	7	7			
	SPRINKLER					23	23	23	23								23	23	23	23							30	30	30			
U16	0.1ha GRAZING					7	7	7	7								7	7	7	7							7	7	7			
	SPRINKLER					11	11	11	11								11	11	11	11							14	14	14			
U17	0.6ha GRAZING					7	7	7									7	7	7						7	7						
	SPRINKLER					89	89	89									89	89	89						133	133						
U18	0.7ha GRAZING					7	7	7									7	7	7						7	7	7					
	SPRINKLER					103	103	103									103	103	103						103	103	103					
U19	0.7ha GRAZING					7	7	7									7	7	7													
	SPRINKLER					103	103	103									103	103	103													
U20	0.1ha GRAZING					7	7	7									7	7	7						7	7	7					
	SPRINKLER					14	14	14									14	14	14						14	14	14					
U21	0.2ha GRAZING					7	7	7							7	7	7						7	7	7							
	SPRINKLER					30	30	30							30	30	30						30	30	30							
U22	0.1ha GRAZING					7	7	7										7	7	7												

IRRIGATION JANUARY First entry = Hours Second entry = Cubic meters

	DATE	1	2	3	4	5	6	7	8	9	10	11	12	13	14	15	16	17	18	19	20	21	22	23	24	25	26	27	28	29	30	31
	SPRINKLER					14	14	14										14	14	14												
U23	0.2ha GRAZING					7	7	7										7	7	7				7	7	7						
	SPRINKLER					30	30	30										30	30	30				30	30	30						
U24	1.0ha GRAZING					7	7	7										7	7	7				7	7	7						
	SPRINKLER					147	147	147										147	147	147				147	147	147						
U25	1.7ha GRAZING								7	7	7							7	7	7							7	7	7			
	SPRINKLER								247	247	247							247	247	247							247	247	247			
U26	1.4ha GRAZING					7	7	7										7	7	7				7	7	7						
	SPRINKLER					205	205	205										205	205	205				205	205	205						
U27	0.7ha GRAZING										7	7	7								7	7	7									
	SPRINKLER										103	103	103								103	103	103									
U28	0.5ha GRAZING					7	7	7										7	7	7				7	7	7						
	SPRINKLER					72	72	72										72	72	72				72	72	72						
U29	0.8ha GRAZING					7	7	7										7	7	7												
	SPRINKLER					117	117	117										117	117	117												
U30	0.6ha GRAZING										7	7	7											7	7	7						
	SPRINKLER										72	72	72											72	72	72						
U31	1.0ha GRAZING					7	7	7									7	7	7									7	7	7		
	SPRINKLER					147	147	147									147	147	147									110	110	110		
U32	0.9ha GRAZING					7	7	7													7	7	7				7	7	7			
	SPRINKLER					131	131	131													131	131	131				131	131	131			
U33	2.2ha GRAZING								7	7	7	7					7	7	7	7							7	7	7			
	SPRINKLER								242	242	242	242					242	242	242	242							322	322	322			
U34	0.9ha GRAZING																															
	SPRINKLER																															
U35	1.1ha GRAZING																															
	SPRINKLER																															
U36	2.2ha GRAZING								7	7	7	7					7	7	7					7	7	7						
	SPRINKLER								242	242	242	242					322	322	322					322	322	322						
U37	1.3ha GRAZING					7	7	7													7	7	7				7	7	7			
	SPRINKLER					189	189	189													189	189	189				189	189	189			
U38	1.0ha GRAZING																															
	SPRINKLER																															
U39	0.7ha GRAZING					7	7	7												7	7	7					7	7	7			
	SPRINKLER					103	103	103												103	103	103					103	103	103			
U40	0.6ha GRAZING								7	7	7	7					7	7	7									7	7	7		
	SPRINKLER								54	54	54	54					72	72	72									72	72	72		
U41	1.7ha GRAZING					7	7	7							7	7	7									7	7	7	7			
	SPRINKLER					247	247	247							247	247	247									247	247	247				
U42	0.5ha GRAZING																															
	SPRINKLER																															
U43	1.6ha GRAZING		7	7	7										7	7	7									7	7	7				
	SPRINKLER		233	233	233										233	233	233									233	233	233				
U44	1.3ha GRAZING		7	7	7										7	7	7															
	SPRINKLER		189	189	189										189	189	189															
U45	1.4ha GRAZING					7	7	7							7	7	7									7	7	7				
	SPRINKLER					205	205	205							205	205	205									205	205	205				
U46	1.3ha GRAZING					7	7	7								7	7	7								7	7	7				
	SPRINKLER					189	189	189								189	189	189								189	189	189				
U47	1.4ha GRAZING										7	7	7								7	7	7					7	7	7		
	SPRINKLER										205	205	205								205	205	205					205	205	205		
U48	0.1ha GRAZING					7	7	7								7	7	7						7	7	7						
	SPRINKLER					14	14	14								14	14	14						14	14	14						
U49	1.8ha GRAZING					7	7	7								7	7	7						7	7	7						
	SPRINKLER					264	264	264								264	264	264						264	264	264						

IRRIGATION JANUARY First entry = Hours Second entry = Cubic meters

	DATE	1	2	3	4	5	6	7	8	9	10	11	12	13	14	15	16	17	18	19	20	21	22	23	24	25	26	27	28	29	30	31
U50	1.5ha GRAZING					7	7	7									7	7	7						7	7	7					
	SPRINKLER					219	219	219									219	219	219						219	219	219					
U51	0.7ha GRAZING		7	7	7										7	7	7									7	7	7				
	SPRINKLER		103	103	103										103	103	103									103	103	103				
U52	1.0ha GRAZING				7	7	7										7	7	7							7	7	7				
	SPRINKLER				147	147	147										147	147	147							147	147	147				
U53	1.2ha GRAZING		7	7	7						7	7	7										7	7	7							
	SPRINKLER		175	175	175						175	175	175										175	175	175							
U54	1.2ha GRAZING		7	7	7										7	7	7									7	7	7				
	SPRINKLER		175	175	175										175	175	175									175	175	175				
U55	2.9ha VINES					10	10	10	10	10	10									6	6	6	6	6	6							
	SPRINKLER					302	302	302	302	302	302									181	181	181	181	181	181							
U56	2.8ha VINES					10	10	10	10	10	10									6	6	6	6	6	6							
	SPRINKLER					292	292	292	292	292	292									175	175	175	175	175	175							
U57	4.6ha VINES					10	10	10	10	10	10									6	6	6	6	6	6							
	SPRINKLER					480	480	480	480	480	480									288	288	288	288	288	288							
U59	3.3ha VINES					10	10	10	10	10	10									6	6	6	6	6	6							
	SPRINKLER					343	343	343	343	343	343									206	206	206	206	206	206							
U59	1.9ha VINES	10	10	10														8	8	8												
	SPRINKLER	397	397	397														317	317	317												
U60	8.7ha VINES	10	10	10										6	6	6	6	6										6	6	6	6	6
	SPRINKLER	1088	1088	1088										653	653	653	653	653										653	653	653	653	653
U61	1.6ha VINES	10	10	10														8	8	8												
	SPRINKLER	333	333	333														267	267	267												
U62	7.7ha VINES													6	6	6	6	6										6	6	6	6	6
	SPRINKLER													577	577	577	577	577										577	577	577	577	577
U63	2.9ha VINES												6														6					
	SPRINKLER												1086														1086					
U64	2.9ha VINES											6														6						
	SPRINKLER											1086														1086						
	SUB.TOT.IRRI.	1116	1235	1868	1797	3310	3394	2980	2819	1186	1445	1114	395	729	1807	2198	3235	2726	2348	2444	1140	1146	1067	1635	1751	2595	2990	3227	1468	408	220	0
	TOTAL. IRRI.	2023	3506	4139	2397	5371	5455	4894	4236	2603	3242	2580	1861	1959	3315	3984	5387	5184	3298	3878	2195	2201	2297	2938	3273	4603	4720	5087	2903	1843	1450	1230
V1	1.1ha TOMATOE	6	6	6	6	6	6	6	6	6	6	6	6	6	6	6	6	6	6	6	6	6	6	6	6	6	6	6	6	6	6	
	DRIP	*	*	*	*	*	*	*	*	*	*	*	*	*	*	*	*	*	*	*	*	*	*	*	*	*	*	*	*	*	*	
V2	1.9ha TOMATOE	5	5	5	5	5	5	5	5	5	5	5	5	5	5	5	5	5	6	6	6	6	6	6	6	6	6	6	6	6	6	
	DRIP	*	*	*	*	*	*	*	*	*	*	*	*	*	*	*	*	*	*	*	*	*	*	*	*	*	*	*	*	*	*	
V3	1.2ha VINES	6	6	6	6	6	6	6	6	6	6	6	6	6	6	6	6	6	6	6	6	6	6	6	6	6	6	6	6	6	6	6
	DRIP	*	*	*	*	*	*	*	*	*	*	*	*	*	*	*	*	*	*	*	*	*	*	*	*	*	*	*	*	*	*	*
V4	1.4ha VINES	3	3	3	3	3	3	3	3	3	3	3	3	3	3	3	3	3	3	3	3	3	3	3	3	3	3	3	3	3	3	3
	DRIP	*	*	*	*	*	*	*	*	*	*	*	*	*	*	*	*	*	*	*	*	*	*	*	*	*	*	*	*	*	*	*
V5	3.0ha GRAIN																															
	SPRINKLER																															
V6	1.1ha VINES	6	6	6	6	6	6	6	6	6	6	6	6	6	6	6	6	6	6	6	6	6	6	6	6	6	6	6	6	6	6	6
	DRIP	*	*	*	*	*	*	*	*	*	*	*	*	*	*	*	*	*	*	*	*	*	*	*	*	*	*	*	*	*	*	*
V7	5.7ha VINES	6	6	6	6	6	6	6	6	6	6	6	6	6	6	6	6	6	6	6	6	6	6	6	6	6	6	6	6	6	6	6
	DRIP	*	*	*	*	*	*	*	*	*	*	*	*	*	*	*	*	*	*	*	*	*	*	*	*	*	*	*	*	*	*	*
V8	3.8ha VINES	6	6	6	6	6	6	6	6	6	6	6	6	6	6	6	6	6	6	6	6	6	6	6	6	6	6	6	6	6	6	6
	DRIP	*	*	*	*	*	*	*	*	*	*	*	*	*	*	*	*	*	*	*	*	*	*	*	*	*	*	*	*	*	*	*
V9	1.8ha TOMATOE	2	2	2	2	2	2	2	2	3	3	3	3	3	3	3	3	3	3	3	3	3	3	3	3	3	3	3	3	3	4	
	DRIP	*	*	*	*	*	*	*	*	*	*	*	*	*	*	*	*	*	*	*	*	*	*	*	*	*	*	*	*	*	*	
V10	0.9ha VINES	6	6	6	6	6	6	6	6	6	6	6	6	6	6	6	6	6	6	6	6	6	6	6	6	6	6	6	6	6	6	6
	DRIP	*	*	*	*	*	*	*	*	*	*	*	*	*	*	*	*	*	*	*	*	*	*	*	*	*	*	*	*	*	*	*
V11	3.5ha VINES	3	3	3	3	3	3	3	3	3	3	3	3	3	3	3	3	3	3	3	3	3	3	3	3	3	3	3	3	3	3	3

IRRIGATION JANUARY First entry = Hours Second entry = Cubic meters

	DATE	1	2	3	4	5	6	7	8	9	10	11	12	13	14	15	16	17	18	19	20	21	22	23	24	25	26	27	28	29	30	31
	DRIP	*	*	*	*	*	*	*	*	*	*	*	*	*	*	*	*	*	*	*	*	*	*	*	*	*	*	*	*	*	*	*
V12	0.9ha TOMATOE	4	3	3	3	3	3	2	2	2	2	2	2																			
	DRIP	*	*	*	*	*	*	*	*	*	*	*	*																			
	TOT. IRRI.	0	0	0	0	0	0	0	0	0	0	0	0	0	0	0	0	0	0	0	0	0	0	0	0	0	0	0	0	0	0	0
W1	0.2ha GRAZING											*	*											*	*							
	SPRINKLER											60	60											60	60							
W2	0.2ha GRAZING											*	*											*	*							
	SPRINKLER											60	60											60	60							
W3	0.2ha GRAZING											*	*											*	*							
	SPRINKLER											60	60											60	60							
W4	0.2ha GRAZING											*	*											*	*							
	SPRINKLER											60	60											60	60							
W5	0.2ha GRAZING											*	*											*	*							
	SPRINKLER											60	60											60	60							
W6	0.2ha GRAZING	*	*											*	*											*	*					
	SPRINKLER	60	60											60	60											60	60					
W7	0.2ha GRAZING	*	*											*	*											*	*					
	SPRINKLER	60	60											60	60											60	60					
W8	0.8ha GRAZING	*	*											*	*											*	*					
	SPRINKLER	210	210											210	210											210	210					
W9	0.2ha GRAZING			*	*											*	*											*	*			
	SPRINKLER			60	60											60	60											60	60			
W10	0.2ha GRAZING			*	*											*	*											*	*			
	SPRINKLER			60	60											60	60											60	60			
W11	0.3ha GRAZING			*	*											*	*											*	*			
	SPRINKLER			90	90											90	90											90	90			
W12	0.5ha GRAZING					*	*											*	*											*	*	
	SPRINKLER					150	150											150	150											150	150	
W13	0.5ha GRAZING					*	*											*	*											*	*	
	SPRINKLER					150	150											150	150											150	150	
W14	0.6ha GRAZING							*	*											*	*											*
	SPRINKLER							180	180											180	180											180
W15	0.1ha GRAZING							*	*											*	*											*
	SPRINKLER							30	30											30	30											30
W16	0.3ha GRAZING							*	*											*	*											*
	SPRINKLER							90	90											90	90											90
W17	0.5ha GRAZING									*	*											*	*									
	SPRINKLER									150	150											150	150									
W18	0.4ha GRAZING									*	*											*	*									
	SPRINKLER									120	120											120	120									
W19	0.1ha GRAZING									*	*											*	*									
	SPRINKLER									30	30											30	30									
W20	0.3ha GRAZING			*	*											*	*											*	*			
	SPRINKLER			90	90											90	90											90	90			
W21	1.0ha GRAZING									*	*									*	*									*	*	
	SPRINKLER									250	250									250	250									250	250	
W22	1.0ha GRAZING	*	*									*	*									*	*									*
	SPRINKLER	250	250									250	250									250	250									250
W23	0.8ha GRAZING			*	*									*	*									*	*							
	SPRINKLER			200	200									200	200									200	200							
W24	1.2ha GRAZING					*	*									*	*									*	*					
	SPRINKLER					300	300									300	300									300	300					
W25	0.9ha GRAZING							*	*									*	*									*	*			

IRRIGATION JANUARY First entry = Hours Second entry = Cubic meters

	DATE	1	2	3	4	5	6	7	8	9	10	11	12	13	14	15	16	17	18	19	20	21	22	23	24	25	26	27	28	29	30	31
	SPRINKLER							225	225									225	225									225	225			
W26	1.1ha GRAZING											*	*											*	*							
	SPRINKLER											330	330											330	330							
W27	1.0ha GRAZING	*	*											*	*											*	*					
	SPRINKLER	300	300											300	300											300	300					
W28	0.5ha GRAZING			*												*												*				
	SPRINKLER			300												300												300				
W29	1.6ha GRAZING				*	*	*										*	*	*										*	*	*	
	SPRINKLER				320	320	320										320	320	320										320	320	320	
W30	0.4ha GRAZING							*												*												*
	SPRINKLER							240												240												240
W31	0.6ha GRAZING								*												*											
	SPRINKLER								360												360											
W32	0.6ha GRAZING									*												*										
	SPRINKLER									360												360										
W33	0.5ha GRAZING										*												*									
	SPRINKLER										300												300									
	TOT. IRRI.	880	880	800	820	920	920	765	885	910	850	880	880	930	830	900	920	845	845	790	910	910	850	830	830	930	930	825	845	870	870	790
X1	3.1ha NURSERY				9			9				9			9				9			9				9			9			
	SPRINKLER				*			*				*			*				*			*				*			*			
X2	1.1ha VINES	6	6	6	3	6	6	3	6	6	6	3	6	6	3	6	6	6	3	6	6	3	6	6	6	3	6	6	3	6	6	6
	DRIP	*	*	*	*	*	*	*	*	*	*	*	*	*	*	*	*	*	*	*	*	*	*	*	*	*	*	*	*	*	*	*
X3	3.5ha VINES	6	6	6	3	6	6	3	6	6	6	3	6	6	3	6	6	6	3	6	6	3	6	6	6	3	6	6	3	6	6	6
	DRIP	*	*	*	*	*	*	*	*	*	*	*	*	*	*	*	*	*	*	*	*	*	*	*	*	*	*	*	*	*	*	*
X4	3.6ha VINES	6	6	6	3	6	6	3	6	6	6	3	6	6	3	6	6	6	3	6	6	3	6	6	6	3	6	6	3	6	6	6
	DRIP	*	*	*	*	*	*	*	*	*	*	*	*	*	*	*	*	*	*	*	*	*	*	*	*	*	*	*	*	*	*	*
X5	3.5ha APRICOT	6	6	6	4	6	6	4	6	6	6	4	6	6	4	6	6	6	4	6	6	4	6	6	6	4	6	6	4	6	6	6
	DRIP	*	*	*	*	*	*	*	*	*	*	*	*	*	*	*	*	*	*	*	*	*	*	*	*	*	*	*	*	*	*	*
X6	0.9ha VINES	6	6	6	4	6	6	4	6	6	6	4	6	6	4	6	6	6	4	6	6	4	6	6	6	4	6	6	4	6	6	6
	DRIP	*	*	*	*	*	*	*	*	*	*	*	*	*	*	*	*	*	*	*	*	*	*	*	*	*	*	*	*	*	*	*
X7	1.1ha VINES	6	6	6	4	6	6	4	6	6	6	4	6	6	4	6	6	6	4	6	6	4	6	6	6	4	6	6	4	6	6	6
	DRIP	*	*	*	*	*	*	*	*	*	*	*	*	*	*	*	*	*	*	*	*	*	*	*	*	*	*	*	*	*	*	*
X8	2.2ha VINES	6	6	6	4	6	6	4	6	6	6	4	6	6	4	6	6	6	4	6	6	4	6	6	6	4	6	6	4	6	6	6
	DRIP	*	*	*	*	*	*	*	*	*	*	*	*	*	*	*	*	*	*	*	*	*	*	*	*	*	*	*	*	*	*	*
X9	1.1ha VINES	6	6	6	4	6	6	4	6	6	6	4	6	6	4	6	6	6	4	6	6	4	6	6	6	4	6	6	4	6	6	6
	DRIP	*	*	*	*	*	*	*	*	*	*	*	*	*	*	*	*	*	*	*	*	*	*	*	*	*	*	*	*	*	*	*
X10	2.5ha VINES	6	6	6	4	6	6	4	6	6	6	4	6	6	4	6	6	6	4	6	6	4	6	6	6	4	6	6	4	6	6	6
	DRIP	*	*	*	*	*	*	*	*	*	*	*	*	*	*	*	*	*	*	*	*	*	*	*	*	*	*	*	*	*	*	*
X11	2.9ha VINES	6	6	6	4	6	6	4	6	6	6	4	6	6	4	6	6	6	4	6	6	4	6	6	6	4	6	6	4	6	6	6
	DRIP	*	*	*	*	*	*	*	*	*	*	*	*	*	*	*	*	*	*	*	*	*	*	*	*	*	*	*	*	*	*	*
	TOT. IRRI.	0	0	0	0	0	0	0	0	0	0	0	0	0	0	0	0	0	0	0	0	0	0	0	0	0	0	0	0	0	0	0
Y1	2.0ha VINES	10			10	10		10		10		10		8		8		10		8		10		10		8		8		8		6
	DRIP	*			*	*		*		*		*		*		*		*		*		*		*		*		*		*		*
Y2	1.8ha VINES	10		10		10		10		10		10		8		8		10		8		10		10		8		8		8		6
	DRIP	*		*		*		*		*		*		*		*		*		*		*		*		*		*		*		*
Y3	2.1ha VINES		5		6		5		5		5		6		8		6		6		6		6		5		5		6		6	
	DRIP		*		*		*		*		*		*		*		*		*		*		*		*		*		*		*	
Y4	1.9ha VINES	4		4		4			4		4		4		4		4		4		4		4		4		4		4		4	
	DRIP	*		*		*			*		*		*		*		*		*		*		*		*		*		*		*	
Y5	0.5ha GRAZING		2							2							2							2								
	SPRINKLER		*							*							*							*								

IRRIGATION JANUARY first entry = Hours Second entry = Cubic meters

	DATE	1	2	3	4	5	6	7	8	9	10	11	12	13	14	15	16	17	18	19	20	21	22	23	24	25	26	27	28	29	30	31
Y6	0.2ha TOMATOE	1.5		1.5		1.5		1.5		1.5		1.5		1.5		1.5		1.5														
	DRIP	*		*		*		*		*		*		*		*		*														
Y7	0.5ha VINES	6		6			6		6	6		6		6			6	6			5		6			5		5			6	
	DRIP	*		*			*		*	*		*		*			*	*			*		*			*		*			*	
Y8	0.7ha APRICOT		7		8		8			10		7		8			8		8		8			8		8		8		8		8
	DRIP		*		*		*			*		*		*			*		*		*			*		*		*		*		*
Y9	0.9ha VINES	6		6			6		6	6		6		6			6	6			5		6			5		5			6	
	DRIP	*		*			*		*	*		*		*			*	*			*		*			*		*			*	
Y10	1.2ha APRICOT		7		8		8			10		7		8			8		8		8			8		8		8		8		8
	DRIP		*		*		*			*		*		*			*		*		*			*		*		*		*		*
Y11	1.6ha VINES	6		6			6		6	6		6		6			6	6			5		6			5		5			6	
	DRIP	*		*			*		*	*		*		*			*	*			*		*			*		*			*	
Y12	1.3ha VINES	6		6			6		6	6		6		6			6	6			5		6			5		5			6	
	DRIP	*		*			*		*	*		*		*			*	*			*		*			*		*			*	
Y13	1.3ha VINES	6		6			6		6	6		6		6			6	5			5		6			5		5			6	5
	DRIP	*		*			*		*	*		*		*			*	*			*		*			*		*			*	*
Y14	2.1ha VINES	6				6			6					6		6							5				5			5		
	MICRO	*				*			*					*		*							*				*			*		
Y15	0.6ha VINES	6		6			6		6	6		6		6			6	5			5		6			5		5			6	5
	DRIP	*		*			*		*	*		*		*			*	*			*		*			*		*			*	*
Y16	1.0ha VINES	6		6			6		6	6		6		6			6	5			5		6			5		5			6	5
	DRIP	*		*			*		*	*		*		*			*	*			*		*			*		*			*	*
Y17	2.6ha APRICOT		7		8		8			10		7		8			8		8		8			8		8		8		8		8
	DRIP		*		*		*			*		*		*			*		*		*			*		*		*		*		*
Y18	1.6ha VINES		10		10			10			10		10		10			10		10		10		10			10		6		10	
	DRIP		*		*			*			*		*		*			*		*		*		*			*		*		*	
Y19	1.7ha TOMATOE		10	10	11		8	10		10		10		10	6	5	6	7		6.5	6	2		8		10		10		10		10
	DRIP		*	*	*		*	*		*		*		*	*	*	*	*		*	*	*		*		*		*		*		*
Y20	1.5ha VINES		10		10		10			10		10			10		10		10		10			10		10			10		10	
	DRIP		*		*		*			*		*			*		*		*		*			*		*			*		*	
Y21	1.6ha VINES		10		10		10			10		10			10		10		10		10			10		10			10		10	
	DRIP		*		*		*			*		*			*		*		*		*			*		*			*		*	
Y22	1.4ha VINES		10		10		10			10		10			10		10		10		10			10		10			10		10	
	DRIP		*		*		*			*		*			*		*		*		*			*		*			*		*	
Y23	2.4ha TOMATOE		4		5		5		6		6		6		8		7		8		8		8		8		8		8		8	
	DRIP		*		*		*		*		*		*		*		*		*		*		*		*		*		*		*	
Y24	2.2ha VINES		8		8			10		8		8		8		6		6		8		8		8		8		8		8		10
	DRIP		*		*			*		*		*		*		*		*		*		*		*		*		*		*		*
Y25	2.52ha VINES		10		10		10			10		10			10		10		10		10			10		10			10		10	
	DRIP		*		*		*			*		*			*		*		*		*			*		*			*		*	
Y26	1.8ha VINES		10		10		10			10		10			10		10		10		10			10		10			10		10	
	DRIP		*		*		*			*		*			*		*		*		*			*		*			*		*	
Y27	1.5ha VINES		10		10		10			10		10			10		10		10		10			10		10			10		10	
	DRIP		*		*		*			*		*			*		*		*		*			*		*			*		*	
Y28	1.6ha VINES	5		5		6		6		5	5		6		6	6		5		5		5			5		5		5		5	
	DRIP	*		*		*		*		*	*		*		*	*		*		*		*			*		*		*		*	
Y29	2.1ha VINES	10		10		10	10	8		10		10	10		10		10		10		10		10			10		8		10		10
	DRIP	*		*		*	*	*		*		*	*		*		*		*		*		*			*		*		*		*
Y30	1.4ha VINES		8		8			10		8		8		8		6		6		8		8		8		8		8		8		10
	DRIP		*		*			*		*		*		*		*		*		*		*		*		*		*		*		*
Y31	1.0ha TOMATOE																										5		5		5	
	DRIP																										*		*		*	
Y32	1.4ha VINES		10		10			10			10		10		10			10		10		10		10			10		6		10	
	DRIP		*		*			*			*		*		*			*		*		*		*			*		*		*	
Y33	1.7ha VINES		10		10			10			10		10		10			10		10		10		10			10		6		10	

IRRIGATION JANUARY First entry = Hours Second entry = Cubic meters

	DATE	1	2	3	4	5	6	7	8	9	10	11	12	13	14	15	16	17	18	19	20	21	22	23	24	25	26	27	28	29	30	31
	DRIP		*		*			*			*		*		*			*		*		*		*			*		*		*	
Y34	1.2ha VINES			4				4			4		4			4		5		5		4		4			4		4			4
	DRIP			*				*			*		*			*		*		*		*		*			*		*			*
Y35	1.2ha VINES			4				4			4		4			4		5		5		4		4			4		4			4
	DRIP			*				*			*		*			*		*		*		*		*			*		*			*
Y36	1.2ha VINES	10		10		10	10	8		10		10	10		10		10		10		10		10			10		8		10		10
	DRIP	*		*		*	*	*		*		*	*		*		*		*		*		*			*		*		*		*
Y37	1.5ha VINES	10		10		10	10	8		10		10	10		10		10		10		10		10			10		8		10		10
	DRIP	*		*		*	*	*		*		*	*		*		*		*		*		*			*		*		*		*
Y38	0.8ha TOMATOE													2			2.5		2.5		2.5		2.5		2.5		2.5		2.5		2.5	
	DRIP													*			*		*		*		*		*		*		*		*	
Y39	1.1ha VINES	5		5		6		6		5	5		6		6	6		5		5		5			5		5		5		5	
	DRIP	*		*		*		*		*	*		*		*	*		*		*		*			*		*		*		*	
Y40	0.5ha PEACHES		8			8			8		6			8		10		8		8		8		8		8		8		8		
	MICRO		*			*			*		*			*		*		*		*		*		*		*		*		*		
Y41	1.4ha VINES	6				6			6				6			6				6			6				5			5		
	MICRO	*				*			*				*			*				*			*				*			*		
Y42	1.8ha VINES	6				6			6				6			6				6			6				5			5		
	MICRO	*				*			*				*			*				*			*				*			*		
Y43	2.1ha VINES	6				6			6					6		6							5				5			5		
	MICRO	*				*			*					*		*							*				*			*		
Y44	1.3ha VINES	6				6			6					6		6				6			5					5		5		
	MICRO	*				*			*					*		*				*			*					*		*		
Y45	1.1ha VINES	6				6			6					6		6				6			5					5		5		
	MICRO	*				*			*					*		*				*			*					*		*		
SUB TOTAL IRRI.		0	0	0	0	0	0	0	0	0	0	0	0	0	0	0	0	0	0	0	0	0	0	0	0	0	0	0	0	0	0	0
TOTAL IRRI.		0	0	0	0	0	0	0	0	0	0	0	0	0	0	0	0	0	0	0	0	0	0	0	0	0	0	0	0	0	0	0
TOTAL STUDY AREA IRRIGATION *		12806	24078	29154	12669	25312	19776	18344	35039	23521	17407	12471	17226	26641	14296	20847	22424	22536	25051	20849	17721	16796	21366	35528	15919	20966	19044	19730	29474	19820	19916	12427

* EXCLUDED ARE FARMS C,E,H,K,P,T.

IRRIGATION FEBRUARY First entry = Hours Second entry = Cubic meters

BL. NO.	DATE	1	2	3	4	5	6	7	8	9	10	11	12	13	14	15	16	17	18	19	20	21	22	23	24	25	26	27	28
	EVAP.	11	6	12	9	13	9	10	14	7	6	8	8	8	9	5	8	8	8	10	9	8	12	7	7	8	7	8	9
	RAIN	1	0	0	0	0	0	0	0	3	0	0	0	0	0	0	0	0	0	0	0	0	0	0	0	0	0	0	0
A1	4.2ha VINES							12	12									12	12									12	12
	SPRINKLER							1920	1920									1920	1920									1920	1920
A2	5.0ha VINES	12								12	12	12								12	12	12							
	SPRINKLER	1524								1524	1524	1524								1524	1524	1524							
A3	4.3ha VINES		12	12	12								12	12	12								12	12	12				
	SPRINKLER		1310	1310	1310								1310	1310	1310								1310	1310	1310				
A4	1.3ha VINES					12	12									12	12									12	12		
	SPRINKLER					594	549									594	594									594	594		
A5	2.7ha VINES			9		9		9			9		9		9			9		9		9			9		9		9
	DRIP			103		103		103			103		103		103			103		103		103			103		103		103
A6	8.4ha APRICOT			9		9		9			9		9		9			9		9		9			9		9		9
	DRIP			319		319		319			319		319		319			319		319		319			319		319		319
A7	4.3ha VINES			9		9		9			9		9		9			9		9		9			9		9		9
	DRIP			164		164		164			164		164		164			164		164		164			164		164		164
A8	5.2ha VINES		9		9		9			9		9		9			9		9		9			9		9		9	
	DRIP		428		428		428			428		428		428			428		428		428			428		428		428	
A9	12.2ha GRAIN																												
	SPRINKLER																												
A10	1.9ha VINES		5		5		5			5		5		5			5		5		5			5		5		5	
	DRIP		137		137		137			137		137		137			137		137		137			137		137		137	
A11	1.9ha VINES		9		9		9			9		9		9			9		9		9			9		9		9	
	DRIP		157		157		157			157		157		157			157		157		157			157		157		157	
A12	1.1ha VINES		5		5		5			5		5		5			5		5		5			5		5		5	
	DRIP		80		80		80			80		80		80			80		80		80			80		80		80	
A13	5.3ha VINES		*		*		*			*		*		*			*		*		*			*		*		*	
	DRIP		422		422		422			422		422		422			422		422		422			422		422		422	
A14	3.5ha VINES		*		*		*			*		*		*			*		*		*			*		*		*	
	DRIP		278		278		278			278		278		278			278		278		278			278		278		278	
A15	1.5ha VINES		5		5		5			5		5		5			5		5		5			5		5		5	
	DRIP		108		108		108			108		108		108			108		108		108			108		108		108	
A16	1.5ha VINES			*		*		*			*		*		*			*		*		*			*		*		*
	DRIP			220		220		220			220		220		220			220		220		220			220		220		220
A17	1.7ha VINES		*		*		*			*		*		*			*		*		*			*		*		*	
	DRIP		440		440		440			440		440		440			440		440		440			440		440		440	
A18	5.0ha VINES			*		*		*			*		*		*			*		*		*			*		*		*
	DRIP			220		220		220			220		220		220			220		220		220			220		220		220
A19	3.8ha VINES			*		*		*			*		*		*			*		*		*			*		*		*
	DRIP			220		220		220			220		220		220			220		220		220			220		220		220
A20	1.8ha VINES		*				*				*				*				*				*				*		
	MICRO		350				350				350				350				350				350				350		
A21	5.6ha VINES		*		*		*			*		*		*			*		*		*			*		*		*	
	DRIP		440		440		440			440		440		440			440		440		440			440		440		440	
A22	17.1ha MAIZE		*					*					*					*					*					*	
	MECHANICAL		5985					5985					5985					5985					5985					5985	
A23	8.7ha MAIZE		*					*					*					*					*					*	
	MECHANICAL		3045					3045					3045					3045					3045					3045	
A24	3.2ha PEACHES		*																*										
	FLOOD		1256																1256										
A25	5.8ha PEACHES		*																*										
	FLOOD		2276																2276										
A26	7.9ha LUCERNE		*					*					*					*					*					*	
	MECHANICAL		2765					2765					2765					2765					2765					2765	

IRRIGATION FEBRUARY First entry = Hours Second entry = Cubic meters

	DATE	1	2	3	4	5	6	7	8	9	10	11	12	13	14	15	16	17	18	19	20	21	22	23	24	25	26	27	28
A27	9.6ha LUCERNE						12							12							12							12	
	SPRINKLER						3360							3360							3360							3360	
A28	4.7ha PEACHES		*																*										
	FLOOD		1844																1844										
A29	3.9ha PEACHES		*																*										
	FLOOD		1530																1530										
	TOT. IRRI.	1524	22851	2556	3800	1840	6749	14961	1920	4014	3120	4014	14351	7160	2906	594	3084	14961	11666	2770	7374	2770	13455	3800	2556	3084	2190	19565	3166
B1	2.1ha APRICOT		*	*		*				*		*				*		*	*		*	*		*				*	
	DRIP		40	40		40				40		40				40		340	40		40	40		40				40	
B2	6.3ha VINES	*	*	*	*		*	*	*	*			*					*	*	*	*	*	*		*	*	*	*	
	DRIP	200	200	100	300		240	200	200	200			140					150	200	200	200	100	300		240	200	200	200	
B3	6.3ha VINES	*	*	*	*		*	*	*	*			*	*				*	*	*	*	*	*		*	*	*	*	
	DRIP	200	200	100	300		240	200	200	200			140	300				150	200	200	200	100	300		240	200	200	200	
B4	6.5ha VINES	*	*	*	*		*	*	*	*			*	*				*	*	*	*	*	*		*	*	*	*	
	DRIP	300	300	300	300		240	200	300	200			300	300				250	200	300	300	300	300		240	200	300	200	
B5	8.0ha APRICOT		*	*		*				*		*						*	*	*				*				*	
	DRIP		200	200		200				200		200						450	200	200				200				200	
B6	1.1ha VINES	*		*						*		*		*		*				*		*						*	
	MICRO	70		80						80		80		70		70				70		80						80	
B7	2.6ha VINES	*		*						*		*		*		*				*		*						*	
	MICRO	160		200						200		340		140		180				160		200						200	
B8	0.5ha APRICOT	*		*						*		*		*		*				*		*						*	
	MICRO	40		40						40		40		40		40				40		40						40	
B9	2.7ha VINES		2	2	2	2	2	2	3	2		2	2	2				1	1		2	2	2	2	2	2	3	2	
	DRIP		*	*	*	*	*	*	*	*		*	*	*				*	*		*	*	*	*	*	*	*	*	
B10	3.3ha APRICOT		2	2	3	3	3	3	3	2		2	2	2				1	1		2	2	2	2	2	3	3	2	
	DRIP		*	*	*	*	*	*	*	*		*	*	*				*	*		*	*	*	*	*	*	*	*	
B11	3.0ha VINES	*		*						*		*		*		*				*		*						*	
	MICRO	200		300						300		280		280		320				200		300						300	
B12	1.0ha VINES	1	1	1	1	1	1	1	1			1	1	2				1	1		1	1	1	1	1	1	1	1	
	DRIP	*	*	*	*	*	*	*	*			*	*	*				*	*		*	*	*	*	*	*	*	*	
B13	2.7ha VINES	1	1	1	1	1	1	1	2			2	2	2				1	1		1	1	1	1	1	1	1	2	
	DRIP	*	*	*	*	*	*	*	*			*	*	*				*	*		*	*	*	*	*	*	*	*	
B14	1.5ha VINES	1	1	1	1	1	1	1	1			1	1	2				1	1		1	1	1	1	1	1	1	1	
	DRIP	*	*	*	*	*	*	*	*			*	*	*				*	*		*	*	*	*	*	*	*	*	
B15	2.3ha APRICOT		2	2	2	2	2	2	3	2		2	2	2				1	1		2	2	2	2	2	2	3	2	
	DRIP		*	*	*	*	*	*	*	*		*	*	*				*	*		*	*	*	*	*	*	*	*	
B16	3.7ha VINES		3	3	4	4	4	4	4	3		3	3	2				1	1		3	3	4	4	4	4	4	3	
	DRIP		*	*	*	*	*	*	*	*		*	*	*				*	*		*	*	*	*	*	*	*	*	
B17	5.6ha LUCERNE																												
	SPRINKLER																												
B18	2.1ha VINES																												
	SPRINKLER																												
B19	3.4ha VINES																												
	SPRINKLER																												
B20	2.9ha VINES																												
	SPRINKLER																												
B21	2.2ha VINES																												
	SPRINKLER																												
B22	3.3ha LUCERNE																												
	SPRINKLER																												
B23	7.0ha VINES		3	3	3	3	4			3		3		3		3			2	3	3	3	3	3		3		3	
	DRIP		*	*	*	*	*			*		*		*		*			*	*	*	*	*	*		*		*	

IRRIGATION FEBRUARY First entry = Hours Second entry = Cubic meters

	DATE	1	2	3	4	5	6	7	8	9	10	11	12	13	14	15	16	17	18	19	20	21	22	23	24	25	26	27	28
B24	1.5ha PEACHES		5	4	4	5	4			4		4		2		5			5	5	4	4	4	5		4		4	
	SPRINKLER		*	*	*	*	*			*		*		*		*			*	*	*	*	*	*		*		*	
B25	1.8ha VINES																												
	SPRINKLER																												
B26	3.6ha PEACHES																												
	DRIP																												
B27	5.9ha VINES																												
	SPRINKLER																												
B26	3.3ha LUCERNE																												
	SPRINKLER																												
B27	1.8ha VINES																												
	SPRINKLER																												
	TOT. IRRI.	1170	940	1360	900	240	720	600	700	1460	0	980	580	1130	0	650	0	1340	840	1370	740	1160	900	240	720	600	700	1460	0
D1	1.1ha LUCERNE							3								3								3					
	SPRINKLER							*								*								*					
D2	1.0ha LUCERNE								3								3								3				
	SPRINKLER								*								*								*				
D3	1.1ha LUCERNE	3								3								3								3			
	SPRINKLER	*								*								*								*			
D4	2.7ha LUCERNE		3	3							3	3							3	3							3	3	
	SPRINKLER		*	*							*	*							*	*							*	*	
D5	2.1ha LUCERNE			3				3				3				3				3				3				3	
	SPRINKLER			*				*				*				*				*				*				*	
D6	3.5ha LUCERNE	3			3	3			3	3			3	3			3	3			3	3			3	3			3
	SPRINKLER	*			*	*			*	*			*	*			*	*			*	*			*	*			*
D7	1.5ha LUCERNE		3				3				3				3				3				3				3		
	SPRINKLER		*				*				*				*				*				*				*		
D8	3.1ha GRAZING								10														10						
	SPRINKLER								*														*						
D9	0.9ha LUCERNE							3								3								3					
	SPRINKLER							*								*								*					
D10	1.3ha LUCERNE								3								3								3				
	SPRINKLER								*								*								*				
D11	1.3ha LUCERNE	3								3								3								3			
	SPRINKLER	*								*								*								*			
D12	0.5ha LUCERNE	3								3								3								3			
	SPRINKLER	*								*								*								*			
D13	0.6ha LUCERNE		3								3								3								3		
	SPRINKLER		*								*								*								*		
D14	0.6ha LUCERNE		3								3								3								3		
	SPRINKLER		*								*								*								*		
D15	0.6ha LUCERNE			3								3								3								3	
	SPRINKLER			*								*								*								*	
D16	0.6ha LUCERNE			3								3								3								3	
	SPRINKLER			*								*								*								*	
D17	4.5ha LUCERNE									10														10					
	SPRINKLER									*														*					
	TOT. IRRI.	0	0	0	0	0	0	0	0	0	0	0	0	0	0	0	0	0	0	0	0	0	0	0	0	0	0	0	0
F1	2.0ha APRICOT	5	5	5		5	5	5		5	5		5	5			5	5		5	5	5		5	5		5	5	5
	DRIP	170	170	170		170	170	170		170	170		170	170			170	170		170	170	170		170	170		170	170	170
F2	2.0ha VINES	4	4	4		4	4	4		4	4		4	4			4	4		4	4	4		4	4		4	4	4

IRRIGATION FEBRUARY First entry = Hours Second entry = Cubic meters

	DATE	1	2	3	4	5	6	7	8	9	10	11	12	13	14	15	16	17	18	19	20	21	22	23	24	25	26	27	28
	DRIP	120	120	120		120	120	120		120	120		120	120			120	120		120	120	120		120	120		120	120	120
F3	1.9ha VINES	4	4	4		4	4	4		4	4		4	4			4	4		4	4	4		4	4		4	4	4
	DRIP	106	106	106		106	106	106		106	106		106	106			106	106		106	106	106		106	106		106	106	106
F4	1.7ha VINES	4	4	4		4	4	4		4	4		4	4			4	4		4	4	4		4	4		4	4	4
	DRIP	82	82	82		82	82	82		82	82		82	82			82	82		82	82	82		82	82		82	82	82
F5	5.3ha VINES		4			4				4			4				4			4				4			4		
	MICRO		3519			3519				3519			3519				3519			3519				3519			3519		
F6	1.5ha VINES			5			5				5			5				5			5				5			5	
	DRIP			150			150				150			150				150			150				150			150	
F7	0.9ha VINES		4			4				4			4				4			4				4			4		
	MICRO		119			119				119			119				119			119				119			119		
F8	1.9ha VINES	4	4	4		4	4	4		4	4		4	4	4		4	4	4	4	4			4	4		4	4	4
	DRIP	106	106	106		106	106	106		106	106		106	106	106		106	106	106	106	106			106	106		106	106	106
F9	2.2ha PEACHES	4	4	4		4	4	4		4	4		4	4	4		4	4	4	4	4			4	4		4	4	4
	DRIP	141	141	141		141	141	141		141	141		141	141	141		141	141	141	141	141			141	141		141	141	141
F10	1.3ha VINES	4	4	4		4	4	4		4	4		4	4	4		4	4	4	4	4			4	4		4	4	4
	DRIP	50	50	50		50	50	50		50	50		50	50	50		50	50	50	50	50			50	50		50	50	50
F11	2.9ha VINES	4	4	4		4	4	4		4	4		4	4	4		4	4	4	4	4			4	4		4	4	4
	DRIP	232	232	232		232	232	232		232	232		232	232	232		232	232	232	232	232			232	232		232	232	232
F12	2.7ha VINES	4	4	4		4	4	4		4	4		4	4	4		4	4	4	4	4			4	4		4	4	4
	DRIP	205	205	205		205	205	205		205	205		205	205	205		205	205	205	205	205			205	205		205	205	205
F13	2.8ha VINES	4	4	4		4	4	4		4	4		4	4	4		4	4	4	4	4			4	4		4	4	4
	DRIP	202	202	202		202	202	202		202	202		202	202	202		202	202	202	202	202			202	202		202	202	202
	TOT. IRRI.	1294	4932	1444	0	4932	1444	1294	0	4932	1444	0	4932	1444	936	0	4932	1444	936	4932	1444	358	0	4932	1444	0	4932	1444	1294
G1	0.2ha NURSERY																												
	MICRO																												
G2	0.1ha VINES		6																12										
	MICRO		*																*										
G3	1.2ha VINES		7																										
	MICRO		*																										
G4	1.0ha APRICOT													12															
	MICRO													*															
G5	0.2ha VINES		6																12										
	MICRO		*																*										
G6	0.3ha TOMATOE	6											12						12				10						
	DRIP	*											*						*				*						
G7	1.3ha VINES												12																
	MICRO												*																
G8	0.8ha VINES			12																				12					
	MICRO			*																				*					
G9	0.5ha TOMATOE																												
	DRIP																												
G10	1.6ha VINES				12					12									12					12					
	MICRO				*					*									*					*					
G11	0.4ha VINES	4																											
	DRIP	*																											
G12	0.2ha TOMATOE										12																		
	DRIP										*																		
G13	0.6ha FALLOW					12								12												12			
	DRIP					*								*												*			
G14	0.6ha VINES						12																			12			
	DRIP						*																			*			
G15	0.5ha TOMATOE							12				12								12							12		

IRRIGATION FEBRUARY First entry = Hours Second entry = Cubic meters

	DATE	1	2	3	4	5	6	7	8	9	10	11	12	13	14	15	16	17	18	19	20	21	22	23	24	25	26	27	28
	DRIP							*				*								*							*		
G16	0.7ha VINES							12				12								12							12		
	DRIP							*				*								*							*		
G17	0.7ha VINES							12		12											12							12	
	DRIP							*		*											*							*	
	TOT. IRRI.	0	0	0	0	0	0	0	0	0	0	0	0	0	0	0	0	0	0	0	0	0	0	0	0	0	0	0	0
J1	0.8ha VINES	*	*	*	*	*	*	*	*	*	*	*	*	*	*	*	*	*	*	*	*	*	*	*	*	*	*	*	*
	DRIP	12	12	12	12	12	12	12	12	12	12	12	12	12	12	12	12	12	12	12	12	12	12	12	12	12	12	12	12
J2	2.6ha VINES	*	*	*	*	*	*	*	*	*	*	*	*	*	*	*	*	*	*	*	*	*	*	*	*	*	*	*	*
	DRIP	39	39	39	39	39	39	39	39	39	39	39	39	39	39	39	39	39	39	39	39	39	39	39	39	39	39	39	39
J3	3.2ha VINES	*	*	*	*	*	*	*	*	*	*	*	*	*	*	*	*	*	*	*	*	*	*	*	*	*	*	*	*
	DRIP	48	48	48	48	48	48	48	48	48	48	48	48	48	48	48	48	48	48	48	48	48	48	48	48	48	48	48	48
J4	1.9ha APRICOT																												
	DRIP																												
J5	6.1ha VINES	*	*	*	*	*	*	*	*	*	*	*	*	*	*	*	*	*	*	*	*	*	*	*	*	*	*	*	*
	DRIP	92	92	92	92	92	92	92	92	92	92	92	92	92	92	92	92	92	92	92	92	92	92	92	92	92	92	92	92
J6	1.9ha APRICOT																												
	DRIP																												
J7	0.3ha VINES	*	*	*	*	*	*	*	*	*	*	*	*	*	*	*	*	*	*	*	*	*	*	*	*	*	*	*	*
	DRIP	5	5	5	5	5	5	5	5	5	5	5	5	5	5	5	5	5	5	5	5	5	5	5	5	5	5	5	5
J8	0.4ha VINES	*	*	*	*	*	*	*	*	*	*	*	*	*	*	*	*	*	*	*	*	*	*	*	*	*	*	*	*
	DRIP	6	6	6	6	6	6	6	6	6	6	6	6	6	6	6	6	6	6	6	6	6	6	6	6	6	6	6	6
J9	1.0ha VINES	*	*	*	*	*	*	*	*	*	*	*	*	*	*	*	*	*	*	*	*	*	*	*	*	*	*	*	*
	DRIP	15	15	15	15	15	15	15	15	15	15	15	15	15	15	15	15	15	15	15	15	15	15	15	15	15	15	15	15
J10	0.6ha VINES	*	*	*	*	*	*	*	*	*	*	*	*	*	*	*	*	*	*	*	*	*	*	*	*	*	*	*	*
	DRIP	9	9	9	9	9	9	9	9	9	9	9	9	9	9	9	9	9	9	9	9	9	9	9	9	9	9	9	9
J11	0.7ha VINES	*	*	*	*	*	*	*	*	*	*	*	*	*	*	*	*	*	*	*	*	*	*	*	*	*	*	*	*
	DRIP	11	11	11	11	11	11	11	11	11	11	11	11	11	11	11	11	11	11	11	11	11	11	11	11	11	11	11	11
J12	1.2ha VINES	*	*	*	*	*	*	*	*	*	*	*	*	*	*	*	*	*	*	*	*	*	*	*	*	*	*	*	*
	DRIP	18	18	18	18	18	18	18	18	18	18	18	18	18	18	18	18	18	18	18	18	18	18	18	18	18	18	18	18
J13	4.7ha VINES	*	*	*	*	*	*	*	*	*	*	*	*	*	*	*	*	*	*	*	*	*	*	*	*	*	*	*	*
	DRIP	71	71	71	71	71	71	71	71	71	71	71	71	71	71	71	71	71	71	71	71	71	71	71	71	71	71	71	71
J14	2.0ha VINES	*	*	*	*	*	*	*	*	*	*	*	*	*	*	*	*	*	*	*	*	*	*	*	*	*	*	*	*
	DRIP	30	30	30	30	30	30	30	30	30	30	30	30	30	30	30	30	30	30	30	30	30	30	30	30	30	30	30	30
J15	1.1ha VINES	*	*	*	*	*	*	*	*	*	*	*	*	*	*	*	*	*	*	*	*	*	*	*	*	*	*	*	*
	DRIP	16	16	16	16	16	16	16	16	16	16	16	16	16	16	16	16	16	16	16	16	16	16	16	16	16	16	16	16
J16	1.5ha VINES	*	*	*	*	*	*	*	*	*	*	*	*	*	*	*	*	*	*	*	*	*	*	*	*	*	*	*	*
	DRIP	22	22	22	22	22	22	22	22	22	22	22	22	22	22	22	22	22	22	22	22	22	22	22	22	22	22	22	22
J17	1.6ha VINES	*	*	*	*	*	*	*	*	*	*	*	*	*	*	*	*	*	*	*	*	*	*	*	*	*	*	*	*
	DRIP	24	24	24	24	24	24	24	24	24	24	24	24	24	24	24	24	24	24	24	24	24	24	24	24	24	24	24	24
J18	1.1ha VINES	*	*	*	*	*	*	*	*	*	*	*	*	*	*	*	*	*	*	*	*	*	*	*	*	*	*	*	*
	DRIP	16	16	16	16	16	16	16	16	16	16	16	16	16	16	16	16	16	16	16	16	16	16	16	16	16	16	16	16
J19	1.7ha VINES	*	*	*	*	*	*	*	*	*	*	*	*	*	*	*	*	*	*	*	*	*	*	*	*	*	*	*	*
	DRIP	26	26	26	26	26	26	26	26	26	26	26	26	26	26	26	26	26	26	26	26	26	26	26	26	26	26	26	26
J20	1.1ha VINES	*	*	*	*	*	*	*	*	*	*	*	*	*	*	*	*	*	*	*	*	*	*	*	*	*	*	*	*
	DRIP	16	16	16	16	16	16	16	16	16	16	16	16	16	16	16	16	16	16	16	16	16	16	16	16	16	16	16	16
J21	1.5ha VINES	*	*	*	*	*	*	*	*	*	*	*	*	*	*	*	*	*	*	*	*	*	*	*	*	*	*	*	*
	DRIP	22	22	22	22	22	22	22	22	22	22	22	22	22	22	22	22	22	22	22	22	22	22	22	22	22	22	22	22
J22	1.4ha VINES	*	*	*	*	*	*	*	*	*	*	*	*	*	*	*	*	*	*	*	*	*	*	*	*	*	*	*	*
	DRIP	21	21	21	21	21	21	21	21	21	21	21	21	21	21	21	21	21	21	21	21	21	21	21	21	21	21	21	21
J23	3.1ha VINES	*	*	*	*	*	*	*	*	*	*	*	*	*	*	*	*	*	*	*	*	*	*	*	*	*	*	*	*
	DRIP	46	46	46	46	46	46	46	46	46	46	46	46	46	46	46	46	46	46	46	46	46	46	46	46	46	46	46	46
J24	2.4ha VINES	*	*	*	*	*	*	*	*	*	*	*	*	*	*	*	*	*	*	*	*	*	*	*	*	*	*	*	*

IRRIGATION FEBRUARY First entry = Hours Second entry = Cubic meters

	DATE	1	2	3	4	5	6	7	8	9	10	11	12	13	14	15	16	17	18	19	20	21	22	23	24	25	26	27	28
	DRIP	36	36	36	36	36	36	36	36	36	36	36	36	36	36	36	36	36	36	36	36	36	36	36	36	36	36	36	36
J25	3.2ha VINES	*	*	*	*	*	*	*	*	*	*	*	*	*	*	*	*	*	*	*	*	*	*	*	*	*	*	*	*
	DRIP	48	48	48	48	48	48	48	48	48	48	48	48	48	48	48	48	48	48	48	48	48	48	48	48	48	48	48	48
J26	2.6ha VINES	*	*	*	*	*	*	*	*	*	*	*	*	*	*	*	*	*	*	*	*	*	*	*	*	*	*	*	*
	DRIP	39	39	39	39	39	39	39	39	39	39	39	39	39	39	39	39	39	39	39	39	39	39	39	39	39	39	39	39
J27	1.5ha VINES	*	*	*	*	*	*	*	*	*	*	*	*	*	*	*	*	*	*	*	*	*	*	*	*	*	*	*	*
	DRIP	22	22	22	22	22	22	22	22	22	22	22	22	22	22	22	22	22	22	22	22	22	22	22	22	22	22	22	22
J28	2.3ha VINES	*	*	*	*	*	*	*	*	*	*	*	*	*	*	*	*	*	*	*	*	*	*	*	*	*	*	*	*
	DRIP	34	34	34	34	34	34	34	34	34	34	34	34	34	34	34	34	34	34	34	34	34	34	34	34	34	34	34	34
J29	0.6ha VINES	*	*	*	*	*	*	*	*	*	*	*	*	*	*	*	*	*	*	*	*	*	*	*	*	*	*	*	*
	DRIP	9	9	9	9	9	9	9	9	9	9	9	9	9	9	9	9	9	9	9	9	9	9	9	9	9	9	9	9
J30	0.9ha VINES	*	*	*	*	*	*	*	*	*	*	*	*	*	*	*	*	*	*	*	*	*	*	*	*	*	*	*	*
	DRIP	13	13	13	13	13	13	13	13	13	13	13	13	13	13	13	13	13	13	13	13	13	13	13	13	13	13	13	13
J31	1.6ha VINES	*	*	*	*	*	*	*	*	*	*	*	*	*	*	*	*	*	*	*	*	*	*	*	*	*	*	*	*
	DRIP	24	24	24	24	24	24	24	24	24	24	24	24	24	24	24	24	24	24	24	24	24	24	24	24	24	24	24	24
J32	2.9ha VINES	*	*	*	*	*	*	*	*	*	*	*	*	*	*	*	*	*	*	*	*	*	*	*	*	*	*	*	*
	DRIP	43	43	43	43	43	43	43	43	43	43	43	43	43	43	43	43	43	43	43	43	43	43	43	43	43	43	43	43
J33	2.3ha VINES	*	*	*	*	*	*	*	*	*	*	*	*	*	*	*	*	*	*	*	*	*	*	*	*	*	*	*	*
	DRIP	34	34	34	34	34	34	34	34	34	34	34	34	34	34	34	34	34	34	34	34	34	34	34	34	34	34	34	34
J34	1.1ha GRAZING	*	*	*	*	*	*	*	*	*	*	*	*	*	*	*	*	*	*	*	*	*	*	*	*	*	*	*	*
	SPRINKLER	*	*	*	*	*	*	*	*	*	*	*	*	*	*	*	*	*	*	*	*	*	*	*	*	*	*	*	*
J35	1.3ha VINES	*	*	*	*	*	*	*	*	*	*	*	*	*	*	*	*	*	*	*	*	*	*	*	*	*	*	*	*
	DRIP	19	19	19	19	19	19	19	19	19	19	19	19	19	19	19	19	19	19	19	19	19	19	19	19	19	19	19	19
J36	0.6ha VINES	*	*	*	*	*	*	*	*	*	*	*	*	*	*	*	*	*	*	*	*	*	*	*	*	*	*	*	*
	DRIP	9	9	9	9	9	9	9	9	9	9	9	9	9	9	9	9	9	9	9	9	9	9	9	9	9	9	9	9
J37	2.5ha PEACHES	*	*	*	*	*	*	*	*	*	*	*	*	*	*	*	*	*	*	*	*	*	*	*	*	*	*	*	*
	DRIP	62	62	62	62	62	62	62	62	62	62	62	62	62	62	62	62	62	62	62	62	62	62	62	62	62	62	62	62
J38	1.7ha VINES	*	*	*	*	*	*	*	*	*	*	*	*	*	*	*	*	*	*	*	*	*	*	*	*	*	*	*	*
	DRIP	25	25	25	25	25	25	25	25	25	25	25	25	25	25	25	25	25	25	25	25	25	25	25	25	25	25	25	25
J39	1.0ha VINES	*	*	*	*	*	*	*	*	*	*	*	*	*	*	*	*	*	*	*	*	*	*	*	*	*	*	*	*
	DRIP	15	15	15	15	15	15	15	15	15	15	15	15	15	15	15	15	15	15	15	15	15	15	15	15	15	15	15	15
J40	1.2ha VINES	*	*	*	*	*	*	*	*	*	*	*	*	*	*	*	*	*	*	*	*	*	*	*	*	*	*	*	*
	DRIP	18	18	18	18	18	18	18	18	18	18	18	18	18	18	18	18	18	18	18	18	18	18	18	18	18	18	18	18
J41	2.0ha PEACHES	*	*	*	*	*	*	*	*	*	*	*	*	*	*	*	*	*	*	*	*	*	*	*	*	*	*	*	*
	DRIP	50	50	50	50	50	50	50	50	50	50	50	50	50	50	50	50	50	50	50	50	50	50	50	50	50	50	50	50
J42	1.0ha PEACHES	*	*	*	*	*	*	*	*	*	*	*	*	*	*	*	*	*	*	*	*	*	*	*	*	*	*	*	*
	DRIP	25	25	25	25	25	25	25	25	25	25	25	25	25	25	25	25	25	25	25	25	25	25	25	25	25	25	25	25
J43	2.2ha PEACHES	*	*	*	*	*	*	*	*	*	*	*	*	*	*	*	*	*	*	*	*	*	*	*	*	*	*	*	*
	DRIP	55	55	55	55	55	55	55	55	55	55	55	55	55	55	55	55	55	55	55	55	55	55	55	55	55	55	55	55
J44	2.3ha VINES	*	*	*	*	*	*	*	*	*	*	*	*	*	*	*	*	*	*	*	*	*	*	*	*	*	*	*	*
	DRIP	34	34	34	34	34	34	34	34	34	34	34	34	34	34	34	34	34	34	34	34	34	34	34	34	34	34	34	34
J45	2.6ha VINES	*	*	*	*	*	*	*	*	*	*	*	*	*	*	*	*	*	*	*	*	*	*	*	*	*	*	*	*
	DRIP	39	39	39	39	39	39	39	39	39	39	39	39	39	39	39	39	39	39	39	39	39	39	39	39	39	39	39	39
J46	3.8ha VINES	*	*	*	*	*	*	*	*	*	*	*	*	*	*	*	*	*	*	*	*	*	*	*	*	*	*	*	*
	DRIP	57	57	57	57	57	57	57	57	57	57	57	57	57	57	57	57	57	57	57	57	57	57	57	57	57	57	57	57
J47	1.5ha VINES	*	*	*	*	*	*	*	*	*	*	*	*	*	*	*	*	*	*	*	*	*	*	*	*	*	*	*	*
	DRIP	22	22	22	22	22	22	22	22	22	22	22	22	22	22	22	22	22	22	22	22	22	22	22	22	22	22	22	22
J48	2.3ha VINES	*	*	*	*	*	*	*	*	*	*	*	*	*	*	*	*	*	*	*	*	*	*	*	*	*	*	*	*
	DRIP	34	34	34	34	34	34	34	34	34	34	34	34	34	34	34	34	34	34	34	34	34	34	34	34	34	34	34	34
J49	1.4ha APRICOT	*	*	*	*	*	*	*	*	*	*	*	*	*	*	*	*	*	*	*	*	*	*	*	*	*	*	*	*
	DRIP	35	35	35	35	35	35	35	35	35	35	35	35	35	35	35	35	35	35	35	35	35	35	35	35	35	35	35	35
J50	1.1ha VINES	*	*	*	*	*	*	*	*	*	*	*	*	*	*	*	*	*	*	*	*	*	*	*	*	*	*	*	*
	DRIP	16	16	16	16	16	16	16	16	16	16	16	16	16	16	16	16	16	16	16	16	16	16	16	16	16	16	16	16
J51	2.0ha VINES	*	*	*	*	*	*	*	*	*	*	*	*	*	*	*	*	*	*	*	*	*	*	*	*	*	*	*	*
	DRIP	30	30	30	30	30	30	30	30	30	30	30	30	30	30	30	30	30	30	30	30	30	30	30	30	30	30	30	30

IRRIGATION FEBRUARY First entry = Hours Second entry = Cubic meters

	DATE	1	2	3	4	5	6	7	8	9	10	11	12	13	14	15	16	17	18	19	20	21	22	23	24	25	26	27	28
J52	4.8ha VINES	*	*	*	*	*	*	*	*	*	*	*	*	*	*	*	*	*	*	*	*	*	*	*	*	*	*	*	*
	DRIP	72	72	72	72	72	72	72	72	72	72	72	72	72	72	72	72	72	72	72	72	72	72	72	72	72	72	72	72
J53	0.8ha VINES	*	*	*	*	*	*	*	*	*	*	*	*	*	*	*	*	*	*	*	*	*	*	*	*	*	*	*	*
	DRIP	12	12	12	12	12	12	12	12	12	12	12	12	12	12	12	12	12	12	12	12	12	12	12	12	12	12	12	12
J54	3.2ha FALLOW	*	*	*	*	*	*	*	*	*	*	*	*	*	*	*	*	*	*	*	*	*	*	*	*	*	*	*	*
	0.8ha VINES	*	*	*	*	*	*	*	*	*	*	*	*	*	*	*	*	*	*	*	*	*	*	*	*	*	*	*	*
J55	0.8ha VINES	*	*	*	*	*	*	*	*	*	*	*	*	*	*	*	*	*	*	*	*	*	*	*	*	*	*	*	*
	DRIP	12	12	12	12	12	12	12	12	12	12	12	12	12	12	12	12	12	12	12	12	12	12	12	12	12	12	12	12
J56	2.4ha VINES	*	*	*	*	*	*	*	*	*	*	*	*	*	*	*	*	*	*	*	*	*	*	*	*	*	*	*	*
	DRIP	36	36	36	36	36	36	36	36	36	36	36	36	36	36	36	36	36	36	36	36	36	36	36	36	36	36	36	36
J57	2.6ha VINES	*	*	*	*	*	*	*	*	*	*	*	*	*	*	*	*	*	*	*	*	*	*	*	*	*	*	*	*
	DRIP	39	39	39	39	39	39	39	39	39	39	39	39	39	39	39	39	39	39	39	39	39	39	39	39	39	39	39	39
	SUB.TOT.IRRI.	1353	1353	1353	1353	1353	1353	1353	1353	1353	1353	1353	1353	1353	1353	1353	1353	1353	1353	1353	1353	1353	1353	1353	1353	1353	1353	1353	1353
	TOT. IRRI.	1570	1570	1570	1570	1570	1570	1570	1570	1570	1570	1570	1570	1570	1570	1570	1570	1570	1570	1570	1570	1570	1570	1570	1570	1570	1570	1570	1570
M1	2.0ha VINES						10	10						10	10						10	10								
	DRIP						*	*						*	*						*	*								
M2	0.8ha APRICOT												5																
	FLOOD												*																
M3	0.9ha VINES						10								10							10							
	DRIP						*								*							*							
M4	2.7ha VINES						10	10						10	10						10	10							
	DRIP						*	*						*	*						*	*							
M5	0.3ha GRAZING					4							4							4									
	FLOOD					*							*							*									
M6	0.7ha VINES								10					10	10						10	10							
	DRIP								*					*	*						*	*							
M7	1.7ha APRICOT												3			3					3	4							
	FLOOD												*			*					*	*							
M8	1.4ha PEACHES													5															
	FLOOD													*															
M9	1.4ha VINES								10					10							10								
	DRIP								*					*							*								
M10	1.0ha VINES						10								10						10								
	DRIP						*								*						*								
M11	1.0ha VINES								10						10						10								
	DRIP								*						*						*								
M12	1.6ha PEACHES												10																
	FLOOD												*																
M13	2.4ha PEACHES					10	8																						
	FLOOD					*	*																						
	TOT. IRRI.	0	0	0	0	0	0	0	0	0	0	0	0	0	0	0	0	0	0	0	0	0	0	0	0	0	0	0	0
O1	0.6ha VINES				5							5							5							5			
	SPRINKLER				*							*							*							*			
O2	1.7ha TOMATOE		5		5		6		5		5		5		5		5		6		6		6		6		6		
	DRIP		*		*		*		*		*		*		*		*		*		*		*		*		*		
O3	0.5ha VINES			5							5							5							5				
	SPRINKLER			*							*							*							*				
O4	1.4ha VINES	8		6			10		10			4		10	10			10		8		10				10		10	
	DRIP	*		*			*		*			*		*	*			*		*		*				*		*	
O5	1.0ha VINES		8		8			10		10		10		10		10		10		9		10		10			10		
	DRIP		*		*			*		*		*		*		*		*		*		*		*			*		

IRRIGATION FEBRUARY First entry = Hours Second entry = Cubic meters

	DATE	1	2	3	4	5	6	7	8	9	10	11	12	13	14	15	16	17	18	19	20	21	22	23	24	25	26	27	28
06	1.2ha VINES		8		8			10		10		10		10		10		10		9		10		10			10		
	DRIP		*		*			*		*		*		*		*		*		*		*		*			*		
07	1.0ha VINES		8		8			10		10		10		10		10		10		9		10		10			10		
	DRIP		*		*			*		*		*		*		*		*		*		*		*			*		
08	0.9ha APRICOT			5							5							5							5				
	SPRINKLER			*							*							*							*				
09	0.8ha VINES			5							5							5							5				
	SPRINKLER			*							*							*							*				
010	0.4ha VINES		8		8			10		10		10		10		10		10		9		10		10			10		
	DRIP		*		*			*		*		*		*		*		*		*		*		*			*		
011	2.21ha VINES	8		6			10		10			4		10	10			10		8		10				10		10	
	DRIP	*		*			*		*			*		*	*			*		*		*				*		*	
012	2.5ha VINES	8		6			10		10			4		10	10			10		8		10				10		10	
	DRIP	*		*			*		*			*		*	*			*		*		*				*		*	
013	2.0ha VINES	8		10		10	17		5		10		10		10		10		10		10		10		10		10		10
	DRIP	*		*		*	*		*		*		*		*		*		*		*		*		*		*		*
014	2.4ha VINES	8		10		10	17		5		10		10		10		10		10		10		10		10		10		10
	DRIP	*		*		*	*		*		*		*		*		*		*		*		*		*		*		*
015	0.4ha VINES		8		8			10		10		10		10		10		10		9		10		10			10		
	DRIP		*		*			*		*		*		*		*		*		*		*		*			*		
016	0.8ha TOMATOE	4		6		6		6		6		5		5		5		5		6		6		5		5			
	DRIP	*		*		*		*		*		*		*		*		*		*		*		*		*			
017	0.4ha VINES	8		10		10	17		5		10		10		10		10		10		10		10		10		10		10
	DRIP	*		*		*	*		*		*		*		*		*		*		*		*		*		*		*
018	0.7ha APRICOT	4		6		6		6		6		5		5		5		5		6		6		5		5			
	SPRINKLER	*		*		*		*		*		*		*		*		*		*		*		*		*			
019	0.7ha TOMATOE	4		6		6		6		6		5		5		5		5		6		6		5		5			
	DRIP	*		*		*		*		*		*		*		*		*		*		*		*		*			
020	0.7ha VINES	8		10		10	17		5		10		10		10		10		10		10		10		10		10		10
	DRIP	*		*		*	*		*		*		*		*		*		*		*		*		*		*		*
	TOT. IRRI.	0	0	0	0	0	0	0	0	0	0	0	0	0	0	0	0	0	0	0	0	0	0	0	0	0	0	0	0
Q1	0.7ha VINES			12				12					12					12					12					12	
	DRIP			*				*					*					*					*					*	
Q2	1.3ha VINES			12				12					12					12					12					12	
	DRIP			*				*					*					*					*					*	
Q3	1.0ha VINES			12				12					12					12					12					12	
	DRIP			*				*					*					*					*					*	
Q4	2.8ha VINES			12				12					12					12					12					12	
	DRIP			*				*					*					*					*					*	
Q5	1.2ha VINES			12				12					12					12					12					12	
	DRIP			*				*					*					*					*					*	
Q6	1.5ha VINES			12				12					12					12					12					12	
	DRIP			*				*					*					*					*					*	
Q7	0.6ha VINES		12				12					12					12					12					12	
	DRIP		*				*					*					*					*					*	
Q8	2.4ha VINES			12				12					12					12					12					12	
	DRIP			*				*					*					*					*					*	
Q9	1.2ha APRICOT		12				12					12					12					12					12	
	MICRO		*				*					*					*					*					*	
Q10	1.6ha VINES		12				12					12					12					12					12	
	DRIP		*				*					*					*					*					*	
Q11	1.2ha VINES			12				12					12					12					12					12	
	DRIP			*				*					*					*					*					*	

IRRIGATION FEBRUARY First entry = Hours Second entry = Cubic meters

	DATE	1	2	3	4	5	6	7	8	9	10	11	12	13	14	15	16	17	18	19	20	21	22	23	24	25	26	27	28
Q12	1.6ha VINES			12				12					12					12					12					12	
	DRIP			*				*					*					*					*					*	
Q13	2.2ha VINES			12				12				12					12					12				12			
	DRIP			*				*				*					*					*				*			
Q14	2.0ha VINES				12					12					12					12					12				
	DRIP				*					*					*					*					*				
Q15	2.5ha APRICOT		15				15					12					12					12				12			
	MICRO		*				*					*					*					*				*			
Q16	2.0ha APRICOT				12					12					12					12					12				
	MICRO				*					*					*					*					*				
Q17	2.3ha APRICOT		12				12					12					12					12				12			
	MICRO		*				*					*					*					*				*			
Q18	3.4ha VINES	12			24					24					24					24					24				
	DRIP	*			*					*					*					*					*				
Q19	2.0ha TOMATOE	12					12				12				12				12				12				12		
	DRIP	*					*				*				*				*				*				*		
Q20	0.8ha APRICOT			8			8			8			8			8						8			8			8	
	DRIP			*			*			*			*			*						*			*			*	
Q21	1.2ha APRICOT			8			8			8			8			8						8			8			8	
	DRIP			*			*			*			*			*						*			*			*	
Q22	0.3ha VINES			8			8			8			8			8						8			8			8	
	DRIP			*			*			*			*			*						*			*			*	
Q23	1.2ha VINES			8			8			8			8			8						8			8			8	
	DRIP			*			*			*			*			*						*			*			*	
Q24	1.5ha VINES			8			8			8			8			8						8			8			8	
	DRIP			*			*			*			*			*						*			*			*	
Q25	1.9ha VINES			8			8			8			8			8						8			8			8	
	DRIP			*			*			*			*			*						*			*			*	
Q26	1.3ha VINES			8			8			8			8			8						8			8			8	
	DRIP			*			*			*			*			*						*			*			*	
Q27	1.5ha TOMATOE					*							*							*							*		
	DRIP					300							300							300							300		
Q28	0.9ha VINES	8			8			8			8			8			8						8			8			8
	DRIP	*			*			*			*			*			*						*			*			*
Q29	1.1ha VINES	8			8			8			8			8			8						8			8			8
	DRIP	*			*			*			*			*			*						*			*			*
Q30	1.8ha VINES	8			8			8			8			8			8						8			8			8
	DRIP	*			*			*			*			*			*						*			*			*
Q31	2.8ha VINES	8			8			8			8			8			8						8			8			8
	DRIP	*			*			*			*			*			*						*			*			*
Q32	2.3ha VINES		8			8			8			8			8			8						8			8		
	DRIP		*			*			*			*			*			*						*			*		
Q33	1.3ha APRICOT			*					*					*					*					*					*
	DRIP			300					300					300					300					300					300
Q34	0.3ha VINES																												
	DRIP																												
Q35	2.8ha VINES				*					*					*					*					*				
	DRIP				600					600					600					600					600				
Q36	1.8ha APRICOT	*					*					*					*					*					*		
	DRIP	350					350					350					350					350					350		
Q37	1.3ha VINES			*					*					*					*					*					*
	DRIP			300					300					300					300					300					300
Q38	1.7ha APRICOT					*					*					*						*				*			
	DRIP					350					350					350						350				350			
Q39	0.8ha APRICOT					*					*					*						*				*			

IRRIGATION FEBRUARY First entry = Hours Second entry = Cubic meters

	DATE	1	2	3	4	5	6	7	8	9	10	11	12	13	14	15	16	17	18	19	20	21	22	23	24	25	26	27	28
	DRIP					250					250					250					250					250			
Q40	0.9ha APRICOT					*					*					*					*					*			
	DRIP					250					250					250					250					250			
Q41	1.0ha GRAZING						*					*					*					*					*		
	SPRINKLER						100					100					100					100					100		
Q42	1.6ha VINES		*					*					*					*					*					*	
	DRIP		300					300					300					300					300					300	
Q43	1.7ha VINES	*					*	*				*	*				*	*				*	*				*	*	
	DRIP	150					150	300				150	300				150	300				150	300				150	300	
	TOT. IRRI.	500	300	600	600	1150	600	600	600	600	850	600	900	600	600	850	600	600	600	900	850	600	600	600	600	850	900	600	600
R1	1.9ha VINES								12		4									2			12						
	DRIP								*		*									*			*						
R2	2.4ha PEACHES	12					12				3	12		6										12					12
	DRIP	*					*				*	*		*										*					*
R3	1.6ha PEACHES			12		12					3		12		12					2					12				
	DRIP			*		*					*		*		*					*					*				
R4	2.7ha VINES		12								4						12	12		2									
	DRIP		*								*						*	*		*									
R5	1.9ha PEACHES									4	3									2									
	DRIP									*	*									*									
R6	2.1ha VINES							12			4											12							
	DRIP							*			*											*							
R7	3.0ha VINES								12		4		6		6					3	12		12						
	DRIP								*		*		*		*					*	*		*						
R8	2.9ha VINES				12		12				4					24				2				12					
	DRIP				*		*				*					*				*				*					
R9	1.5ha TOMATOE	12		12							4			6											12				12
	DRIP	*		*							*			*											*				*
R10	3.5ha TOMATOE		12		12						4	12								3						12			
	DRIP		*		*						*	*								*						*			
R11	3.5ha VINES									4	6		12		12												12		
	DRIP									*	*		*		*												*		
R12	2.3ha PEACHES										4						12	12		4								12	
	DRIP										*						*	*		*								*	
R13	2.0ha VINES							12			4									3		12							
	DRIP							*			*									*		*							
R14	1.9ha PEACHES								12		6									2	12		12						
	MICRO								*		*									*	*		*						
R15	2.9ha VINES				12		12				4									2				12					
	FLOOD				*		*				*									*				*					
R16	3.5ha VINES	12		12							4	12								2					12				
	DRIP	*		*							*	*								*					*				
R17	3.5ha VINES		12			12				4	5									3									
	DRIP		*			*				*	*									*									
R18	5.7ha LUCERNE										4			12			6			2									12
	SPRINKLER										*			*			*			*									*
R19	1.4ha TOMATOE										4		12		12					2									
	DRIP										*		*		*					*									
R20	1.9ha PEACHES							12			4						12	12		2									
	DRIP							*			*						*	*		*									
R21	2.1ha VINES								12		5											12							
	DRIP								*		*											*							
R22	1.1ha VINES				12		12			4	4					24				2	12								

IRRIGATION FEBRUARY First entry = Hours Second entry = Cubic meters

	DATE	1	2	3	4	5	6	7	8	9	10	11	12	13	14	15	16	17	18	19	20	21	22	23	24	25	26	27	28
	DRIP				*		*			*	*					*				*	*								
R23	1.8ha PEACHES	12		12							5									2				12	12				
	DRIP	*		*							*									*				*	*				
R24	1.6ha VINES		12		12						6									3						12			
	DRIP		*		*						*									*						*			
R25	2.1ha GRAZING										4	12								3							12		12
	SPRINKLER										*	*								*							*		*
R26	2.2ha LUCERNE										6		12		12						12							12	
	SPRINKLER										*		*		*						*							*	
R27	1.4ha LUCERNE							12			4						12	12		3		12							
	SPRINKLER							*			*						*	*		*		*							
R28	1.1ha APRICOT									4	4			12						3			12						
	DRIP									*	*			*						*			*						
R29	2.6ha VINES																												
	DRIP																												
R30	2.2ha VINES																												
	DRIP																												
R31	1.1ha VINES																												
	DRIP																												
R32	2.0ha APRICOT																												
	SPRINKLER																												
	TOT. IRRI.	0	0	0	0	0	0	0	0	0	0	0	0	0	0	0	0	0	0	0	0	0	0	0	0	0	0	0	0
S1	3.7ha VINES										10																		
	SPRINKLER										2775																		
S2	3.6ha VINES			10							10							10							10				
	MICRO			1368							1368							1368							1368				
S3	3.6ha VINES											10																	
	SPRINKLER											2700																	
S4	4.3ha VINES												10																
	SPRINKLER												3225																
S5	2.3ha VINES				10							10							10							10			
	MICRO				874							874							874							874			
S6	4.7ha VINES					10							10							10							10		
	MICRO					1786							1786							1786							1786		
S7	6.0ha VINES						10							10							10							10	
	MICRO						2280							2280							2280							2280	
S8	3.1ha VINES							10							10							10							10
	MICRO							1178							1178							1178							1178
S9	3.5ha VINES													10															
	SPRINKLER													2625															
S10	4.1ha VINES														10														
	SPRINKLER														3075														
S11	2.5ha VINES															10													
	SPRINKLER															1875													
S12	1.4ha PEACHES	10							10							10							10						
	MICRO	1050							1050							1050							1050						
S13	3.4ha VINES																10												
	SPRINKLER																2550												
S14	4.6ha VINES																	10											
	SPRINKLER																	3450											
S15	3.2ha VINES																		10										
	SPRINKLER																		2400										
S16	1.6ha VINES											14	14	14															

IRRIGATION FEBRUARY First entry = Hours Second entry = Cubic meters

	DATE	1	2	3	4	5	6	7	8	9	10	11	12	13	14	15	16	17	18	19	20	21	22	23	24	25	26	27	28
	FLOOD											*	*	*															
S17	1.3ha VINES								14	14	14																		
	FLOOD								*	*	*																		
S18	2.8ha VINES																			10									
	SPRINKLER																			2100									
S19	1.3ha VINES																				10								
	SPRINKLER																				975								
S20	5.4ha VINES																					10							
	SPRINKLER																					4050							
	TOT. IRRI.	1050	0	1368	874	1786	2280	1178	1050	0	4143	3574	5011	4905	4253	2925	2550	4818	3274	3886	3255	5228	1050	0	1368	874	1786	2280	1178
U1	1.8ha VINES		6		6		6			6		6		6					6					6					6
	DRIP		90		90		90			90		90		90					90					90					90
U2	2.8ha LUCERNE		4	4	4						4	4	4	4					4	4	4	4					4	4	4
	SPRINKLER		233	233	233						175	175	175	175					175	175	175	175					233	233	233
U3	4.5ha VINES			10	10	10						10	10	10	10						10	10	10	10					
	SPRINKLER			937	937	937						703	703	703	703						703	703	703	703					
U4	4.4ha LUCERNE			6	6	6	6	6			6	6	6	6	6			6	6	6	6	6			6	6	6	6	6
	SPRINKLER			330	330	330	330	330			330	330	330	330	330			330	330	330	330	330			330	330	330	330	330
U5	3.7ha VINES		4		4		4		4		4		4		4						6		6		6		6		6
	DRIP		120		120		120		120		120		120		120						180		180		180		180		180
U6	0.8ha VINES			6											6										6				
	SPRINKLER			300											300										300				
U7	4.1ha VINES		4		4		4		4		4		4		4				4				4				4		
	DRIP		136		136		136		136		136		136		136				136				136				136		
U8	3.0ha VINES			4		4		4		4		4		4		4				4				4				4	
	DRIP			100		100		100		100		100		100		100				100				100				100	
U9	1.6ha VINES		10	10	10										10	10	10									10	10	10	
	SPRINKLER		333	333	333										333	333	333									333	333	333	
U10	3.0ha VINES					6	6	6										6	6	6					10	10	10	10	
	SPRINKLER					376	376	376										376	376	376					470	470	470	470	
U11	1.7ha VINES					6	6	6										6	6	6							10	10	10
	SPRINKLER					212	212	212										212	212	212							353	353	353
U12	0.6ha TOMATOE							10	10	10	10			10	10	10					10	10	10				10	10	10
	SPRINKLER							75	75	75	75			127	127	127					127	127	127				127	127	127
U13	0.2ha GRAZING	6	6											6	6											6	6		
	SPRINKLER	39	39											39	39											39	39		
U14	0.2ha GRAZING	6	6													6	6							6	6				
	SPRINKLER	39	39													39	39							39	39				
U15	0.2ha GRAZING	6	6											6	6											6	6		
	SPRINKLER	39	39											39	39											39	39		
U16	0.1ha GRAZING	6	6											6	6									6	6				
	SPRINKLER	18	18											18	18									18	18				
U17	0.6ha GRAZING				7	7	7									6	6	6											
	SPRINKLER				89	89	89									76	76	76											
U18	0.7ha GRAZING				7	7	7									6	6	6											
	SPRINKLER				103	103	103									88	88	88											
U19	0.7ha GRAZING				7	7	7									6	6	6								6	6	6	
	SPRINKLER				103	103	103									88	88	88								88	88	88	
U20	0.1ha GRAZING							6										6									6		
	SPRINKLER							36										36									36		
U21	0.2ha GRAZING							6					6										6						
	SPRINKLER							78					78										78						
U22	0.1ha GRAZING							6						6										6					

IRRIGATION FEBRUARY First entry = Hours Second entry = Cubic meters

	DATE	1	2	3	4	5	6	7	8	9	10	11	12	13	14	15	16	17	18	19	20	21	22	23	24	25	26	27	28
	SPRINKLER							36						36										36					
U23	0.2ha GRAZING							6						6										6					
	SPRINKLER							78						78										78					
U24	1.0ha GRAZING							6							6										6				
	SPRINKLER							378							378										378				
U25	1.7ha GRAZING		7	7	7										7	7	7								7	7	7		
	SPRINKLER		247	247	247										247	247	247								247	247	247		
U26	1.4ha GRAZING							7	7	7										7	7	7							
	SPRINKLER							205	205	205										205	205	205							
U27	0.7ha GRAZING							7	7	7													7	7	7				
	SPRINKLER							103	103	103													103	103	103				
U28	0.5ha GRAZING		7	7	7												7	7	7								7	7	7
	SPRINKLER		72	72	72												72	72	72								72	72	72
U29	0.8ha GRAZING		7	7	7										7	7	7						7	7	7				
	SPRINKLER		117	117	117										117	117	117						117	117	117				
U30	0.6ha GRAZING		7	7	7										7	7	7								7	7	7		
	SPRINKLER		72	72	72										72	72	72								72	72	72		
U31	1.0ha GRAZING				7	7	7										7	7	7								7	7	7
	SPRINKLER				147	147	147										147	147	147								147	147	147
U32	0.9ha GRAZING								7	7	7										7	7	7						
	SPRINKLER								131	131	131										131	131	131						
U33	2.2ha GRAZING				7	7	7										7	7	7								7	7	7
	SPRINKLER				322	322	322										322	322	322								322	322	322
U34	0.9ha GRAZING																												
	SPRINKLER																												
U35	1.1ha GRAZING								7	7	7																		
	SPRINKLER								161	161	161																		
U36	2.2ha GRAZING				7	7	7										7	7	7						7	7	7		
	SPRINKLER				322	322	322										322	322	322						322	322	322		
U37	1.3ha GRAZING				7	7	7										7	7	7			7	7	7					
	SPRINKLER				189	189	189										189	189	189			189	189	189					
U38	1.0ha GRAZING																												
	SPRINKLER																												
U39	0.7ha GRAZING				7	7	7														7	7	7				7	7	7
	SPRINKLER				103	103	103														103	103	103				103	103	103
U40	0.6ha GRAZING				7	7	7														7	7	7						
	SPRINKLER				72	72	72														72	72	72						
U41	1.7ha GRAZING						7	7	7							7	7	7								7	7	7	
	SPRINKLER						247	247	247							247	247	247								247	247	247	
U42	0.5ha GRAZING																												
	SPRINKLER																												
U43	1.6ha GRAZING						7	7	7								7	7	7										
	SPRINKLER						233	233	233								233	233	233										
U44	1.3ha GRAZING						7	7	7					7	7	7										7	7	7	
	SPRINKLER						189	189	189					189	189	189										189	189	189	
U45	1.4ha GRAZING						7	7	7										7	7	7	7			7	7	7		
	SPRINKLER						205	205	205										205	205	205	205			205	205	205		
U46	1.3ha GRAZING						7	7	7					7	7	7										7	7	7	
	SPRINKLER						189	189	189					189	189	189										189	189	189	
U47	1.4ha GRAZING								7	7	7					7	7	7							7	7	7		
	SPRINKLER								205	205	205					205	205	205							205	205	205		
U48	0.1ha GRAZING				7	7	7					7	7	7										7	7	7	7		
	SPRINKLER				14	14	14					14	14	14										14	14	14			
U49	1.8ha GRAZING				7	7	7						7	7	7										7	7	7		
	SPRINKLER				264	264	264						264	264	264										264	264	264		

IRRIGATION FEBRUARY First entry = Hours Second entry = Cubic meters

	DATE	1	2	3	4	5	6	7	8	9	10	11	12	13	14	15	16	17	18	19	20	21	22	23	24	25	26	27	28
U50	1.5ha GRAZING						7	7	7						7	7	7							7	7	7			
	SPRINKLER						219	219	219						219	219	219							219	219	219			
U51	0.7ha GRAZING						7	7	7							7	7	7							7	7	7		
	SPRINKLER						103	103	103							103	103	103							103	103	103		
U52	1.0ha GRAZING						7	7	7				7	7	7										7	7	7		
	SPRINKLER						147	147	147				147	147	147										147	147	147		
U53	1.2ha GRAZING			7	7	7						7	7	7								7	7	7					
	SPRINKLER			175	175	175						175	175	175								175	175	175					
U54	1.2ha GRAZING						7	7	7					7	7	7					7	7	7				7	7	7
	SPRINKLER						175	175	175					175	175	175					175	175	175				175	175	175
U55	2.9ha VINES							8	8	8	8	8												8	8	8	8	8	
	SPRINKLER							290	290	290	290	290												290	290	290	290	290	
U56	2.8ha VINES							8	8	8	8	8												8	8	8	8	8	
	SPRINKLER							280	280	280	280	280												280	280	280	280	280	
U57	4.6ha VINES							8	8	8	8	8												8	8	8	8	8	
	SPRINKLER							461	461	461	461	461												461	461	461	461	461	
U58	3.3ha VINES							8	8	8	8	8												8	8	8	8	8	
	SPRINKLER							330	330	330	330	330												330	330	330	330	330	
U59	1.9ha VINES		8	8	8															8	8	8							
	SPRINKLER		317	317	317															317	317	317							
U60	8.7ha VINES															10	10	10	10	10									
	SPRINKLER															1088	1088	1088	1088	1088									
U61	1.6ha VINES		8	8	8												10	10	10										
	SPRINKLER		276	276	276												333	333	333										
U62	7.7ha VINES															10	10	10	10	10									
	SPRINKLER															962	962	962	962	962									
U63	2.9ha VINES							6													10								
	SPRINKLER							1086													1810								
U64	2.9ha VINES						6															10							
	SPRINKLER						1086															1810							
	SUB.TOT.IRRI.	135	1555	2741	4137	3405	3777	3070	1994	865	1128	1398	1542	2113	3337	1912	2592	2738	2809	1603	2231	2035	1939	1473	2781	2770	4479	3303	1957
	TOTAL. IRRI.	135	2148	3509	5183	3858	5785	6161	4204	2431	2694	2948	2142	2888	4142	4664	5502	5429	5192	3970	4533	4512	2289	3242	5094	5083	6734	4839	2132
V1	1.1ha TOMATOE	5	5	5	5	5	5	5	5	5	5	5	4	4	4	4	4	4	4	4	4	4	4	3	3	3	3	3	3
	DRIP	*	*	*	*	*	*	*	*	*	*	*	*	*	*	*	*	*	*	*	*	*	*	*	*	*	*	*	*
V2	1.9ha TOMATOE	6	6	6	6	6	6	6	6	6	6	6	6	6	6	6	6	6	6	6	6	5	5	5	5	5	5	5	4
	DRIP	*	*	*	*	*	*	*	*	*	*	*	*	*	*	*	*	*	*	*	*	*	*	*	*	*	*	*	*
V3	1.2ha VINES	6	6	6	6	6	6	6	6	6	6	6	6	6	6	6	6	6	6	6	6	6	6	6	6	6	6	6	6
	DRIP	*	*	*	*	*	*	*	*	*	*	*	*	*	*	*	*	*	*	*	*	*	*	*	*	*	*	*	*
V4	1.4ha VINES	3	3	3	3	3	3	3	3	3	3	3	3	3	3	3	3	3	3	3	3	3	3	3	3	3	3	3	3
	DRIP	*	*	*	*	*	*	*	*	*	*	*	*	*	*	*	*	*	*	*	*	*	*	*	*	*	*	*	*
V5	3.0ha GRAIN																												
	SPRINKLER																												
V6	1.1ha VINES	6	6	6	6	6	6	6	6	6	6	6	6	6	6	6	6	6	6	6	6	6	6	6	6	6	6	6	6
	DRIP	*	*	*	*	*	*	*	*	*	*	*	*	*	*	*	*	*	*	*	*	*	*	*	*	*	*	*	*
V7	5.7ha VINES	6	6	6	6	6	6	6	6	6	6	6	6	6	6	6	6	6	6	6	6	6	6	6	6	6	6	6	6
	DRIP	*	*	*	*	*	*	*	*	*	*	*	*	*	*	*	*	*	*	*	*	*	*	*	*	*	*	*	*
V8	3.8ha VINES	6	6	6	6	6	6	6	6	6	6	6	6	6	6	6	6	6	6	6	6	6	6	6	6	6	6	6	6
	DRIP	*	*	*	*	*	*	*	*	*	*	*	*	*	*	*	*	*	*	*	*	*	*	*	*	*	*	*	*
V9	1.8ha TOMATOE	4	4	4	4	4	4	4	4	4	4	4	4	4	4	4	4	4	4	4	5	5	5	5	5	5	5	5	5
	DRIP	*	*	*	*	*	*	*	*	*	*	*	*	*	*	*	*	*	*	*	*	*	*	*	*	*	*	*	*
V10	0.9ha VINES	6	6	6	6	6	6	6	6	6	6	6	6	6	6	6	6	6	6	6	6	6	6	6	6	6	6	6	6
	DRIP	*	*	*	*	*	*	*	*	*	*	*	*	*	*	*	*	*	*	*	*	*	*	*	*	*	*	*	*
V11	3.5ha VINES	3	3	3	3	3	3	3	3	3	3	3	3	3	3	3	3	3	3	3	3	3	3	3	3	3	3	3	3

IRRIGATION FEBRUARY First entry = Hours Second entry = Cubic meters

	DATE	1	2	3	4	5	6	7	8	9	10	11	12	13	14	15	16	17	18	19	20	21	22	23	24	25	26	27	28
	DRIP	*	*	*	*	*	*	*	*	*	*	*	*	*	*	*	*	*	*	*	*	*	*	*	*	*	*	*	*
V12	0.9ha TOMATOE																												
	DRIP																												
	TOTAL. IRRI.	0	0	0	0	0	0	0	0	0	0	0	0	0	0	0	0	0	0	0	0	0	0	0	0	0	0	0	0
W1	0.2ha GRAZING				*	*											*	*											*
	SPRINKLER				60	60											60	60											60
W2	0.2ha GRAZING				*	*											*	*											*
	SPRINKLER				60	60											60	60											60
W3	0.2ha GRAZING				*	*											*	*											*
	SPRINKLER				60	60											60	60											60
W4	0.2ha GRAZING				*	*											*	*											*
	SPRINKLER				60	60											60	60											60
W5	0.2ha GRAZING				*	*											*	*											*
	SPRINKLER				60	60											60	60											60
W6	0.2ha GRAZING						*	*											*	*									
	SPRINKLER						60	60											60	60									
W7	0.2ha GRAZING						*	*											*	*									
	SPRINKLER						60	60											60	60									
W8	0.8ha GRAZING						*	*											*	*									
	SPRINKLER						210	210											210	210									
W9	0.2ha GRAZING								*	*											*	*							
	SPRINKLER								60	60											60	60							
W10	0.2ha GRAZING								*	*											*	*							
	SPRINKLER								60	60											60	60							
W11	0.3ha GRAZING								*	*											*	*							
	SPRINKLER								90	90											90	90							
W12	0.5ha GRAZING										*	*											*	*					
	SPRINKLER										150	150											150	150					
W13	0.5ha GRAZING										*	*											*	*					
	SPRINKLER										150	150											150	150					
W14	0.6ha GRAZING	*											*	*											*	*			
	SPRINKLER	180											180	180											180	180			
W15	0.1ha GRAZING	*											*	*											*	*			
	SPRINKLER	30											30	30											30	30			
W16	0.3ha GRAZING	*											*	*											*	*			
	SPRINKLER	90											90	90											90	90			
W17	0.5ha GRAZING		*	*											*	*											*	*	
	SPRINKLER		150	150											150	150											150	150	
W18	0.4ha GRAZING		*	*											*	*											*	*	
	SPRINKLER		120	120											120	120											120	120	
W19	0.1ha GRAZING		*	*											*	*											*	*	
	SPRINKLER		30	30											30	30											30	30	
W20	0.3ha GRAZING								*	*											*	*							
	SPRINKLER								90	90											90	90							
W21	1.0ha GRAZING								*	*									*	*									*
	SPRINKLER								250	250									250	250									250
W22	1.0ha GRAZING	*									*	*									*	*							
	SPRINKLER	250									250	250									250	250							
W23	0.8ha GRAZING		*	*									*	*									*	*					
	SPRINKLER		200	200									200	200									200	200					
W24	1.2ha GRAZING				*	*									*	*									*	*			
	SPRINKLER				300	300									300	300									300	300			
W25	0.9ha GRAZING						*	*									*	*									*	*	

IRRIGATION FEBRUARY First entry = Hours Second entry = Cubic meters

	DATE	1	2	3	4	5	6	7	8	9	10	11	12	13	14	15	16	17	18	19	20	21	22	23	24	25	26	27	28
	SPRINKLER						225	225									225	225									225	225	
W26	1.1ha GRAZING				*	*											*	*											*
	SPRINKLER				330	330											330	330											330
W27	1.0ha GRAZING						*	*											*	*									
	SPRINKLER						300	300											300	300									
W28	0.5ha GRAZING								*												*								
	SPRINKLER								300												300								
W29	1.6ha GRAZING									*	*	*										*	*	*					
	SPRINKLER									320	320	320										320	320	320					
W30	0.4ha GRAZING												*												*				
	SPRINKLER												240												240				
W31	0.6ha GRAZING	*												*												*			
	SPRINKLER	360												360												360			
W32	0.6ha GRAZING		*												*												*		
	SPRINKLER		360												360												360		
W33	0.5ha GRAZING			*												*												*	
	SPRINKLER			300												300												300	
	TOTAL. IRRI.	910	860	800	930	930	855	855	850	870	870	870	740	860	960	900	855	855	880	880	850	870	820	820	840	960	885	825	880
X1	3.1ha NURSERY	9			9				9			9																	
	SPRINKLER	*			*				*			*																	
X2	1.1ha VINES	3	6	6	3	6	6	6	3	6	6	3	6	6	6	4	4	4	4	4	4	4	4	4	4	4	4	4	4
	DRIP	*	*	*	*	*	*	*	*	*	*	*	*	*	*	*	*	*	*	*	*	*	*	*	*	*	*	*	*
X3	3.5ha VINES	3	6	6	3	6	6	6	3	6	6	3	6	6	6	4	4	4	4	4	4	4	4	4	4	4	4	4	4
	DRIP	*	*	*	*	*	*	*	*	*	*	*	*	*	*	*	*	*	*	*	*	*	*	*	*	*	*	*	*
X4	3.6ha VINES	3	6	6	3	6	6	6	3	6	6	3	6	6	6	4	4	4	4	4	4	4	4	4	4	4	4	4	4
	DRIP	*	*	*	*	*	*	*	*	*	*	*	*	*	*	*	*	*	*	*	*	*	*	*	*	*	*	*	*
X5	3.5ha APRICOT	4	6	6	4	6	6	6	4	6	6	4	6	6	6	4	4	4	4	4	4	4	4	4	4	4	4	4	4
	DRIP	*	*	*	*	*	*	*	*	*	*	*	*	*	*	*	*	*	*	*	*	*	*	*	*	*	*	*	*
X6	0.9ha VINES	4	6	6	4	6	6	6	4	6	6	4	6	6	6	4	4	4	4	4	4	4	4	4	4	4	4	4	4
	DRIP	*	*	*	*	*	*	*	*	*	*	*	*	*	*	*	*	*	*	*	*	*	*	*	*	*	*	*	*
X7	1.1ha VINES	4	6	6	4	6	6	6	4	6	6	4	6	6	6	4	4	4	4	4	4	4	4	4	4	4	4	4	4
	DRIP	*	*	*	*	*	*	*	*	*	*	*	*	*	*	*	*	*	*	*	*	*	*	*	*	*	*	*	*
X8	2.2ha VINES	4	6	6	4	6	6	6	4	6	6	4	6	6	6	4	4	4	4	4	4	4	4	4	4	4	4	4	4
	DRIP	*	*	*	*	*	*	*	*	*	*	*	*	*	*	*	*	*	*	*	*	*	*	*	*	*	*	*	*
X9	1.1ha VINES	4	6	6	4	6	6	6	4	6	6	4	6	6	6	4	4	4	4	4	4	4	4	4	4	4	4	4	4
	DRIP	*	*	*	*	*	*	*	*	*	*	*	*	*	*	*	*	*	*	*	*	*	*	*	*	*	*	*	*
X10	2.5ha VINES	4	6	6	4	6	6	6	4	6	6	4	6	6	6	4	4	4	4	4	4	4	4	4	4	4	4	4	4
	DRIP	*	*	*	*	*	*	*	*	*	*	*	*	*	*	*	*	*	*	*	*	*	*	*	*	*	*	*	*
X11	2.9ha VINES	4	6	6	4	6	6	6	4	6	6	4	6	6	6	4	4	4	4	4	4	4	4	4	4	4	4	4	4
	DRIP	*	*	*	*	*	*	*	*	*	*	*	*	*	*	*	*	*	*	*	*	*	*	*	*	*	*	*	*
	TOTAL. IRRI.	0	0	0	0	0	0	0	0	0	0	0	0	0	0	0	0	0	0	0	0	0	0	0	0	0	0	0	0
Y1	2.0ha VINES		8		8		8			8		8			10					10	10		10		6		10		8
	DRIP		*		*		*			*		*			*					*	*		*		*		*		*
Y2	1.8ha VINES		8		8		8			8		8			10					10	10		10		6		10		8
	DRIP		*		*		*			*		*			*					*	*		*		*		*		*
Y3	2.1ha VINES	6		5		5		6		5		4		5		5		5		5		5		6		5		6	
	DRIP	*		*		*		*		*		*		*		*		*		*		*		*		*		*	
Y4	1.9ha VINES	4		4		4		4		4		4		4		4		4		4		4		4		4		4	
	DRIP	*		*		*		*		*		*		*		*		*		*		*		*		*		*	
Y5	0.5ha GRAZING						2							2							2							2	
	SPRINKLER						*							*							*							*	

IRRIGATION FEBRUARY First entry = Hours Second entry = Cubic meters

	DATE	1	2	3	4	5	6	7	8	9	10	11	12	13	14	15	16	17	18	19	20	21	22	23	24	25	26	27	28
Y6	0.2ha TOMATOE																												
	DRIP																												
Y7	0.5ha VINES			5		5		5			5				8			6		6		6		6			6	5	
	DRIP			*		*		*			*				*			*		*		*		*			*	*	
Y8	0.7ha APRICOT			8			10		8		10			10		8		8		8				8			8		
	DRIP			*			*		*		*			*		*		*		*				*			*		
Y9	0.9ha VINES			5		5		5			5				8			6		6		6		6			6	5	
	DRIP			*		*		*			*				*			*		*		*		*			*	*	
Y10	1.2ha APRICOT			8			10		8		10			10		8		8		8				8			8		
	DRIP			*			*		*		*			*		*		*		*				*			*		
Y11	1.6ha VINES			5		5		5			5				8			6		6		6		6			6	5	
	DRIP			*		*		*			*				*			*		*		*		*			*	*	
Y12	1.3ha VINES			5		5		5			5				8			6		6		6		6			6	5	
	DRIP			*		*		*			*				*			*		*		*		*			*	*	
Y13	1.3ha VINES			5		5		5			5				8			6		6		6		6			6	5	
	DRIP			*		*		*			*				*			*		*		*		*			*	*	
Y14	2.1ha VINES		5			5				5			5				5		5			5							
	MICRO		*			*				*			*				*		*			*							
Y15	0.6ha VINES			5		5		5			5				8			6		6		6		6			6	5	
	DRIP			*		*		*			*				*			*		*		*		*			*	*	
Y16	1.0ha VINES			5		5		5			5				8			6		6		6		6			6	5	
	DRIP			*		*		*			*				*			*		*		*		*			*	*	
Y17	2.6ha APRICOT			8			10		8		10			10		8		8		8				8			8		
	DRIP			*			*		*		*			*		*		*		*				*			*		
Y18	1.6ha VINES	10		10			10			10		10		10			10		10		10		10		10			10	
	DRIP	*		*			*			*		*		*			*		*		*		*		*			*	
Y19	1.7ha TOMATOE		10		10		10		10		6		10		10		10		10		10		10		7		10		
	DRIP		*		*		*		*		*		*		*		*		*		*		*		*		*		
Y20	1.5ha VINES		10		10	10			10			10		10		10		10		10			10		10		10		10
	DRIP		*		*	*			*			*		*		*		*		*			*		*		*		*
Y21	1.6ha VINES		10		10	10			10			10		10		10		10		10			10		10		10		10
	DRIP		*		*	*			*			*		*		*		*		*			*		*		*		*
Y22	1.4ha VINES		10		10	10			10			10		10		10		10		10			10		10		10		10
	DRIP		*		*	*			*			*		*		*		*		*			*		*		*		*
Y23	2.4ha TOMATOE	10		8		10		10		10		10		10		10		10		10		20		10		10		10	
	DRIP	*		*		*		*		*		*		*		*		*		*		*		*		*		*	
Y24	2.2ha VINES		8		8		8		8		8			8			8		8		3		8		6		8		8
	DRIP		*		*		*		*		*			*			*		*		*		*		*		*		*
Y25	2.52ha VINES		10		10	10			10			10		10		10		10		10			10		10		10		10
	DRIP		*		*	*			*			*		*		*		*		*			*		*		*		*
Y26	1.8ha VINES		10		10	10			10			10		10		10		10		10			10		10		10		10
	DRIP		*		*	*			*			*		*		*		*		*			*		*		*		*
Y27	1.5ha VINES		10		10	10			10			10		10		10		10		10			10		10		10		10
	DRIP		*		*	*			*			*		*		*		*		*			*		*		*		*
Y28	1.6ha VINES	5		5		5		6			5		5		4		5	5		5		5			5		5		
	DRIP	*		*		*		*			*		*		*		*	*		*		*			*		*		
Y29	2.1ha VINES		10		10		10		10		10		10			8		4	10		10		10			16			10
	DRIP		*		*		*		*		*		*			*		*	*		*		*			*			*
Y30	1.4ha VINES		8		8		8		8		8			8			8		8		3		8		6		8		8
	DRIP		*		*		*		*		*			*			*		*		*		*		*		*		*
Y31	1.0ha TOMATOE	5		5		6		6		6		6		6		6		6		6		6		6	6	6		8	
	DRIP	*		*		*		*		*		*		*		*		*		*		*		*	*	*		*	
Y32	1.4ha VINES	10		10			10			10		10		10			10		10		10		10		10			10	
	DRIP	*		*			*			*		*		*			*		*		*		*		*			*	
Y33	1.7ha VINES	10		10			10			10		10		10			10		10		10		10		10			10	

IRRIGATION FEBRUARY First entry = Hours Second entry = Cubic meters

	DATE	1	2	3	4	5	6	7	8	9	10	11	12	13	14	15	16	17	18	19	20	21	22	23	24	25	26	27	28
	DRIP	*		*			*			*		*		*			*		*		*		*		*			*	
Y34	1.2ha VINES		4		4			5	5			4			4	4					6		5			4		4	
	DRIP		*		*			*	*			*			*	*					*		*			*		*	
Y35	1.2ha VINES		4		4			5	5			4			4	4					6		5			4		4	
	DRIP		*		*			*	*			*			*	*					*		*			*		*	
Y36	1.2ha VINES		10		10		10		10		10		10			8		4	10		10		10			16			10
	DRIP		*		*		*		*		*		*			*		*	*		*		*			*			*
Y37	1.5ha VINES		10		10		10		10		10		10			8		4	10		10		10			16			10
	DRIP		*		*		*		*		*		*			*		*	*		*		*			*			*
Y38	0.8ha TOMATOE	3		3		3		3		3		3		3		3		3		3		3		3	3		4		
	DRIP	*		*		*		*		*		*		*		*		*		*		*		*	*		*		
Y39	1.1ha VINES	5		5		5		6			5		5		4		5	5		5		5				5		5	
	DRIP	*		*		*		*			*		*		*		*	*		*		*			*		*		
Y40	0.5ha PEACHES		8		6		8		7			6			8		8		6				6		6		6		
	MICRO		*		*		*		*			*			*		*		*				*		*		*		
Y41	1.4ha VINES		5				6			5			5				5		5					6			6		
	MICRO		*				*			*			*				*		*					*			*		
Y42	1.8ha VINES		5				6			5			5				5		5					6			6		
	MICRO		*				*			*			*				*		*					*			*		
Y43	2.1ha VINES		5			5				5			5				5		5			5							
	MICRO		*			*				*			*				*		*			*							
Y44	1.3ha VINES			5		5					5		4					5		5		4		6		5			
	MICRO			*		*					*		*					*		*		*		*		*			
Y45	1.1ha VINES			5		5					5		4					5		5		4		6		5			
	MICRO			*		*					*		*					*		*		*		*		*			
SUB TOTAL IRRI.		0	0	0	0	0	0	0	0	0	0	0	0	0	0	0	0	0	0	0	0	0	0	0	0	0	0	0	0
TOTAL IRRI.		0	0	0	0	0	0	0	0	0	0	0	0	0	0	0	0	0	0	0	0	0	0	0	0	0	0	0	0
TOTAL STUDY AREA IRRIGATION *		8153	33601	13207	13957	16306	20003	27219	10894	15877	14691	14556	30226	20557	15367	12153	19093	31017	24958	20278	20616	17068	20684	15204	14192	13021	19697	32583	10820

* EXCLUDED ARE FARMS C,E,H,K,P,T.

IRRIGATION MARCH First entry = Hours Second entry = Cubic meters

	DATE	1	2	3	4	5	6	7	8	9	10	11	12	13	14	15	16	17	18	19	20	21	22	23	24	25	26	27	28	29	30	31
BL.	EVAP.	7	4	6	8	6	9	8	3	7	6	7	7	7	6	6	4	4	6	7	4	6	5	7	4	7	6	6	5	6	6	7
NO.	RAIN	0	0	0	0	0	0	0	0	0	0	0	0	0	0	0	0	0	0	2	0	0	0	0	0	0	0	0	0	0	0	0
A1	4.2ha VINES									12	12									12	12									12	12	
	SPRINKLER									1920	1920									1920	1920									1920	1920	
A2	5.0ha VINES	12	12	12								12	12	12								12	12	12								12
	SPRINKLER	1524	1524	1524								1524	1524	1524								1524	1524	1524								1524
A3	4.3ha VINES				12	12	12								12	12	12								12	12	12					
	SPRINKLER				1310	1310	1310								1310	1310	1310								1310	1310	1310					
A4	1.3ha VINES							12	12									12	12									12	12			
	SPRINKLER							594	594									594	594									594	594			
A5	2.7ha VINES			9		9		9			9		9		9			9		9		9			9		9		9			9
	DRIP			103		103		103			103		103		103			103		103		103			103		103		103			103
A6	8.4ha APRICOT			9		9		9			9		9		9			9		9		9			9		9		9			9
	DRIP			319		319		319			319		419		319			319		319		319			319		319		319			319
A7	4.3ha VINES			9		9		9			9		9		9			9		9		9			9		9		9			9
	DRIP			164		164		164			164		164		164			164		164		164			164		164		164			164
A8	5.2ha VINES		9		9		9			9		9		9			9		9		9			9		9		9			9	
	DRIP		428		428		428			428		428		428			428		428		428			428		428		428			428	
A9	12.2ha GRAIN																															
	SPRINKLER																															
A10	1.9ha VINES		5		5		5			5		5		5			5		5		5			5		5		5			5	
	DRIP		137		137		137			137		137		137			137		137		137			137		137		137			137	
A11	1.9ha VINES		9		9		9			9		9		9			9		9		9			9		9		9			9	
	DRIP		157		157		157			157		157		157			157		157		157			157		157		157			157	
A12	1.1ha VINES		5		5		5			5		5		5			5		5		5			5		5		5			5	
	DRIP		80		80		80			80		80		80			80		80		80			80		80		80			80	
A13	5.3ha VINES		*		*		*			*		*		*			*		*		*			*		*		*			*	
	DRIP		422		422		422			422		422		422			422		422		422			422		422		422			422	
A14	3.5ha VINES		*		*		*			*		*		*			*		*		*			*		*		*			*	
	DRIP		278		278		278			278		278		278			278		278		278			278		278		278			278	
A15	1.5ha VINES		5		5		5			5		5		5			5		5		5			5		5		5			5	
	DRIP		108		108		108			108		108		108			108		108		108			108		108		108			108	
A16	1.5ha VINES			*		*		*			*		*		*			*		*		*			*		*		*			*
	DRIP			220		220		220			220		220		220			220		220		220			220		220		220			220
A17	1.7ha VINES		*		*		*			*		*		*			*		*		*			*		*		*			*	
	DRIP		440		440		440			440		440		440			440		440		440			440		440		440			440	
A18	5.0ha VINES			*		*		*			*		*		*			*		*		*			*		*		*			*
	DRIP			220		220		220			220		220		220			220		220		220			220		220		220			220
A19	3.8ha VINES			*		*		*			*		*		*			*		*		*			*		*		*			*
	DRIP			220		220		220			220		220		220			220		220		220			220		220		220			220
A20	1.8ha VINES		*				*				*				*				*				*				*				*	
	MICRO		350				350				350				350				350				350				350				350	
A21	5.6ha VINES		*		*		*			*		*		*			*		*		*			*		*		*			*	
	DRIP		440		440		440			440		440		440			440		440		440			440		440		440			440	
A22	17.1ha MAIZE				*					*					*					*					*					*		
	MECHANICAL				5985					5985					5985					5985					5985					5985		
A23	8.7ha MAIZE				*					*					*					*					*					*		
	MECHANICAL				3045					3045					3045					3045					3045					3045		
A24	3.2ha PEACHES						*																*									
	FLOOD						1256																1256									
A25	5.8ha PEACHES						*																*									
	FLOOD						2276																2276									
A26	7.9ha LUCERNE				*					*					*					*					*					*		
	MECHANICAL				2765					2765					2765					2765					2765					2765		

IRRIGATION MARCH First entry = Hours Second entry = Cubic meters

	DATE	1	2	3	4	5	6	7	8	9	10	11	12	13	14	15	16	17	18	19	20	21	22	23	24	25	26	27	28	29	30	31
A27	9.6ha LUCERNE						12							12							12							12				
	SPRINKLER						3360							3360							3360							3360				
A28	4.7ha PEACHES						*																*									
	FLOOD						1844																1844									
A29	3.9ha PEACHES						*																*									
	FLOOD						1530																1530									
	TOT. IRRI.	1524	4364	2770	15595	2556	14416	1840	594	16205	3516	4014	2870	7374	14701	1310	3800	1840	3434	14961	7770	2770	8780	4014	14351	3800	2906	6444	1840	13715	4760	2770
B1	2.1ha APRICOT	*	*	*		*			*		*		*			*		*	*		*		*	*	*		*				*	*
	DRIP	40	40	40		40			40		40		40			40		40	40		40		40	40	40		40				40	50
B2	6.3ha VINES	*		*	*		*		*	*	*	*	*	*		*	*	*	*	*	*		*	*	*		*		*	*	*	*
	DRIP	250		260	300		300		300	300	300	200	300	300		300	300	200	300	300	300		300	400	200		300		300	300	300	300
B3	6.3ha VINES	*		*	*		*		*	*	*	*	*	*		*	*	*	*	*	*		*	*	*		*		*	*	*	*
	DRIP	250		260	300		300		300	300	300	200	300	300		300	300	200	300	300	300		300	400	300		300		300	300	300	300
B4	6.5ha VINES	*		*	*		*		*	*	*	*	*	*		*	*	*	*	*	*		*	*	*		*		*	*	*	*
	DRIP	250		260	300		300		300	300	300	200	300	300		200	300	200	300	300	300		300	400	300		300		300	300	300	300
B5	8.0ha APRICOT	*	*	*		*			*		*		*			*	*	*	*		*		*	*	*		*		*		*	*
	DRIP	200	200	200		100			200		300		200			200	200	200	200		200		200	200	200		200		200		200	300
B6	1.1ha VINES	*		*		*			*		*		*			*		*		*			*		*		*			*		*
	MICRO	100		100		100			100		100		100			100		80		100			100		100		80			100		80
B7	2.6ha VINES	*		*		*			*		*		*			*		*		*			*		*		*			*		*
	MICRO	200		240		220			220		220		240			240		220		240			240		240		280			280		240
B8	0.5ha APRICOT	*		*		*			*		*		*			*		*		*			*		*		*			*		*
	MICRO	40		40		40			40		40		40			40		40		40			40		40		40			40		40
B9	2.7ha VINES	2	3	3	2	2	2		3	3	3	2	3	3		3	3	3	3	3	2	3	3	3	3		3		3	3	3	1
	DRIP	*	*	*	*	*	*		*	*	*	*	*	*		*	*	*	*	*	*	*	*	*	*		*		*	*	*	*
B10	3.3ha APRICOT	4	4	4	4	2	2		3	3	3	3	3	3		3	4	3	3	3	4	4	3	3	3		3		3	4	4	3
	DRIP	*	*	*	*	*	*		*	*	*	*	*	*		*	*	*	*	*	*	*	*	*	*		*		*	*	*	*
B11	3.0ha VINES	*		*		*			*		*		*			*		*		*			*		*		*			*		*
	MICRO	240		300		220			320		300		320			320		320		320			320		320		320			320		320
B12	1.0ha VINES	2		3	2	2	2		3	1	2	2		2			2	2	2	2	2	2	2	3	3		3		3	2	2	1
	DRIP	*		*	*	*	*		*	*	*	*		*			*	*	*	*	*	*	*	*	*		*		*	*	*	*
B13	2.7ha VINES	2	3	3	2	2	2		3	1	2	2	2	2		2	2	2	2	2	2	2	2	3	3		3		3	2	2	1
	DRIP	*	*	*	*	*	*		*	*	*	*	*	*		*	*	*	*	*	*	*	*	*	*		*		*	*	*	*
B14	1.5ha VINES	2	3	3	2	2	2		3	1	2	2	2	2		2	2	2	2	2	2	2	2	3	3		3		3	2	2	1
	DRIP	*	*	*	*	*	*		*	*	*	*	*	*		*	*	*	*	*	*	*	*	*	*		*		*	*	*	*
B15	2.3ha APRICOT	3	3	3		2	2		3	3	3	3		3		2	4	3	3	3	3	3	3	3	3		3		3	4	4	3
	DRIP	*	*	*		*	*		*	*	*	*		*		*	*	*	*	*	*	*	*	*	*		*		*	*	*	*
B16	3.7ha VINES	4	4	3	3	3	3		3	4	4	5	3	4		4		4	4	4	3	4	4	6	6		6		6	4	4	3
	DRIP	*	*	*	*	*	*		*	*	*	*	*	*		*		*	*	*	*	*	*	*	*		*		*	*	*	*
B17	5.6ha LUCERNE																															
	SPRINKLER																															
B18	2.1ha VINES																															
	SPRINKLER																															
B19	3.4ha VINES																															
	SPRINKLER																															
B20	2.9ha VINES																															
	SPRINKLER																															
B21	2.2ha VINES																															
	SPRINKLER																															
B22	3.3ha LUCERNE																															
	SPRINKLER																															
B23	7.0ha VINES	3	2	2	2	2	1		3	3	3	3	3	2		3	2	3	3	3	4	3	4	4		3	3		3	4	2	3
	DRIP	*	*	*	*	*	*		*	*	*	*	*	*		*	*	*	*	*	*	*	*	*		*	*		*	*	*	*

IRRIGATION MARCH First entry = Hours Second entry = Cubic meters

	DATE	1	2	3	4	5	6	7	8	9	10	11	12	13	14	15	16	17	18	19	20	21	22	23	24	25	26	27	28	29	30	31
B24	1.5ha PEACHES		2	1	1	1	1	1		1	2	2	2	1	2		1	2	2	2	1	2	2	2	2		1	1		2	2	3	3
	SPRINKLER	*	*	*	*	*	*		*	*	*	*	*	*		*	*	*	*	*	*	*	*	*		*	*		*	*	*	*
B25	1.8ha VINES																															
	SPRINKLER																															
B26	3.6ha PEACHES																															
	DRIP																															
B27	5.9ha VINES																															
	SPRINKLER																															
B28	3.3ha LUCERNE																															
	SPRINKLER																															
B29	1.8ha VINES																															
	SPRINKLER																															
	TOT. IRRI.	1570	240	1700	900	720	900	0	1820	900	1900	600	1840	900	0	1740	1100	1500	1140	1600	1140	0	1840	1440	1740	0	1860	0	1100	1640	1140	1930
D1	1.1ha LUCERNE			3								3								3								3				
	SPRINKLER			*								*								*								*				
D2	1.0ha LUCERNE				3								3								3								3			
	SPRINKLER				*								*								*								*			
D3	1.1ha LUCERNE					3								3								3								3		
	SPRINKLER					*								*								*								*		
D4	2.7ha LUCERNE						3	3							3	3							3	3							3	3
	SPRINKLER						*	*							*	*							*	*							*	*
D5	2.1ha LUCERNE			3				3				3				3				3				3				3				3
	SPRINKLER			*				*				*				*				*				*				*				*
D6	3.5ha LUCERNE	3			3	3			3	3			3	3			3	3			3	3			3	3			3	3		
	SPRINKLER	*			*	*			*	*			*	*			*	*			*	*			*	*			*	*		
D7	1.5ha LUCERNE		3				3				3				3				3				3				3				3	
	SPRINKLER		*				*				*				*				*				*				*				*	
D8	3.1ha GRAZING								10														10									
	SPRINKLER								*														*									
D9	0.9ha LUCERNE			3								3								3								3				
	SPRINKLER			*								*								*								*				
D10	1.3ha LUCERNE				3								3								3								3			
	SPRINKLER				*								*								*								*			
D11	1.3ha LUCERNE					3								3								3								3		
	SPRINKLER					*								*								*								*		
D12	0.5ha LUCERNE					3								3								3								3		
	SPRINKLER					*								*								*								*		
D13	0.6ha LUCERNE						3								3								3								3	
	SPRINKLER						*								*								*								*	
D14	0.6ha LUCERNE						3								3								3								3	
	SPRINKLER						*								*								*								*	
D15	0.6ha LUCERNE							3								3								3								3
	SPRINKLER							*								*								*								*
D16	0.6ha LUCERNE							3								3								3								3
	SPRINKLER							*								*								*								*
D17	4.5ha LUCERNE									10														10								
	SPRINKLER									*														*								
	TOT. IRRI.	0	0	0	0	0	0	0	0	0	0	0	0	0	0	0	0	0	0	0	0	0	0	0	0	0	0	0	0	0	0	0
F1	2.0ha APRICOT		4	4	4	4	4			4	4		4	4	4		4	4		4	4			4	4	4		4	4		4	4
	DRIP		136	136	136	136	136			136	136		136	136	136		136	136		136	136			136	136	136		136	136		136	136
F2	2.0ha VINES		4	4	4	4	4			4	4		4	4	4		4	4		4	4			4	4	4		4	4		4	4

IRRIGATION MARCH First entry = Hours Second entry = Cubic meters

	DATE	1	2	3	4	5	6	7	8	9	10	11	12	13	14	15	16	17	18	19	20	21	22	23	24	25	26	27	28	29	30	31
	DRIP		120	120	120	120	120			120	120		120	120	120		120	120		120	120			120	120	120		120	120		120	120
F3	1.9ha VINES		4	4	4	4	4			4	4		4	4	4		4	4		4	4			4	4	4		4	4		4	4
	DRIP		106	106	106	106	106			106	106		106	106	106		106	106		106	106			106	106	106		106	106		106	106
F4	1.7ha VINES		4	4	4	4	4			4	4		4	4	4		4	4		4	4			4	4	4		4	4		4	4
	DRIP		82	82	82	82	82			82	82		82	82	82		82	82		82	82			82	82	82		82	82		82	82
F5	5.3ha VINES		4			4				4			4				4			4				4			4				4	
	MICRO		3519			3519				3519			3519				3519			3519				3519			3519				3519	
F6	1.5ha VINES			5	5		5				5			5	5			5			5				5			5				5
	DRIP			150	150		150				150			150	150			150			150				150			150				150
F7	0.9ha VINES		4			4				4			4				4			4				4			4				4	
	MICRO		119			119				119			119				119			119				119			119				119	
F8	1.9ha VINES		4	4	4	4	4			4	4		4	4	4		4	4		4	4			4	4	4		4	4		4	4
	DRIP		106	106	106	106	106			106	106		106	106	106		106	106		106	106			106	106	106		106	106		106	106
F9	2.2ha PEACHES		4	4	4	4	4			4	4		4	4	4		4	4		4	4			4	4	4		4	4		4	4
	DRIP		141	141	141	141	141			141	141		141	141	141		141	141		141	141			141	141	141		141	141		141	141
F10	1.3ha VINES		4	4	4	4	4			4	4		4	4	4		4	4		4	4			4	4	4		4	4		4	4
	DRIP		50	50	50	50	50			50	50		50	50	50		50	50		50	50			50	50	50		50	50		50	50
F11	2.9ha VINES		4	4	4	4	4			4	4		4	4	4		4	4		4	4			4	4	4		4	4		4	4
	DRIP		232	232	232	232	232			232	232		232	232	232		232	232		232	232			232	232	232		232	232		232	232
F12	2.7ha VINES		4	4	4	4	4			4	4		4	4	4		4	4		4	4			4	4	4		4	4		4	4
	DRIP		205	205	205	205	205			205	205		205	205	205		205	205		205	205			205	205	205		205	205		205	205
F13	2.9ha VINES		4	4	4	4	4			4	4		4	4	4		4	4		4	4			4	4	4		4	4		4	4
	DRIP		202	202	202	202	202			202	202		202	202	202		202	202		202	202			202	202	202		202	202		202	202
	TOT. IRRI.	0	4898	1410	1410	4898	1410	0	0	4898	1410	0	4898	1410	1410	0	4898	1410	0	4898	1410	0	0	4898	1410	1260	3638	1410	1260	0	4898	1410
G1	0.2ha NURSERY																															
	MICRO																															
G2	0.1ha VINES		12		6													6									2					
	MICRO		*		*													*									*					
G3	1.2ha VINES																															
	MICRO																															
G4	1.0ha APRICOT			12													7															
	MICRO			*													*															
G5	0.2ha VINES				6																					12		8				
	MICRO				*																					*		*				
G6	0.3ha TOMATOE	12				12											7									12		4				
	DRIP	*				*											*									*		*				
G7	1.3ha VINES				6																											
	MICRO				*																											
G8	0.8ha VINES									12									6										12			
	MICRO									*									*										*			
G9	0.5ha TOMATOE																														4	
	DRIP																														*	
G10	1.6ha VINES										12									6										6		
	MICRO										*									*										*		
G11	0.4ha VINES																															
	DRIP																															
G12	0.2ha TOMATOE																															
	DRIP																															
G13	0.6ha FALLOW												12								6											
	DRIP												*								*											
G14	0.6ha VINES														12							6										
	DRIP														*							*										
G15	0.5ha TOMATOE																						6									

IRRIGATION MARCH First entry = Hours Second entry = Cubic meters

	DATE	1	2	3	4	5	6	7	8	9	10	11	12	13	14	15	16	17	18	19	20	21	22	23	24	25	26	27	28	29	30	31
	DRIP																						*									
G16	0.7ha VINES																							6								
	DRIP																							*								
G17	0.7ha VINES																								12						8	
	DRIP																								*						*	
	TOT. IRRI.	0	0	0	0	0	0	0	0	0	0	0	0	0	0	0	0	0	0	0	0	0	0	0	0	0	0	0	0	0	0	0
J1	0.8ha VINES	*	*	*	*	*	*	*	*	*	*	*	*	*	*	*	*	*	*	*	*	*	*	*	*	*	*	*	*	*	*	*
	DRIP	12	12	12	12	12	12	12	12	12	12	12	12	12	12	12	12	12	12	12	12	12	12	12	12	12	12	12	12	12	12	12
J2	2.6ha VINES	*	*	*	*	*	*	*	*	*	*	*	*	*	*	*	*	*	*	*	*	*	*	*	*	*	*	*	*	*	*	*
	DRIP	39	39	39	39	39	39	39	39	39	39	39	39	39	39	39	39	39	39	39	39	39	39	39	39	39	39	39	39	39	39	39
J3	3.2ha VINES	*	*	*	*	*	*	*	*	*	*	*	*	*	*	*	*	*	*	*	*	*	*	*	*	*	*	*	*	*	*	*
	DRIP	48	48	48	48	48	48	48	48	48	48	48	48	48	48	48	48	48	48	48	48	48	48	48	48	48	48	48	48	48	48	48
J4	1.9ha APRICOT																															
	DRIP																															
J5	6.1ha VINES	*	*	*	*	*	*	*	*	*	*	*	*	*	*	*	*	*	*	*	*	*	*	*	*	*	*	*	*	*	*	*
	DRIP	92	92	92	92	92	92	92	92	92	92	92	92	92	92	92	92	92	92	92	92	92	92	92	92	92	92	92	92	92	92	92
J6	1.9ha APRICOT																															
	DRIP																															
J7	0.3ha VINES	*	*	*	*	*	*	*	*	*	*	*	*	*	*	*	*	*	*	*	*	*	*	*	*	*	*	*	*	*	*	*
	DRIP	5	5	5	5	5	5	5	5	5	5	5	5	5	5	5	5	5	5	5	5	5	5	5	5	5	5	5	5	5	5	5
J8	0.4ha VINES	*	*	*	*	*	*	*	*	*	*	*	*	*	*	*	*	*	*	*	*	*	*	*	*	*	*	*	*	*	*	*
	DRIP	6	6	6	6	6	6	6	6	6	6	6	6	6	6	6	6	6	6	6	6	6	6	6	6	6	6	6	6	6	6	6
J9	1.0ha VINES	*	*	*	*	*	*	*	*	*	*	*	*	*	*	*	*	*	*	*	*	*	*	*	*	*	*	*	*	*	*	*
	DRIP	15	15	15	15	15	15	15	15	15	15	15	15	15	15	15	15	15	15	15	15	15	15	15	15	15	15	15	15	15	15	15
J10	0.6ha VINES	*	*	*	*	*	*	*	*	*	*	*	*	*	*	*	*	*	*	*	*	*	*	*	*	*	*	*	*	*	*	*
	DRIP	9	9	9	9	9	9	9	9	9	9	9	9	9	9	9	9	9	9	9	9	9	9	9	9	9	9	9	9	9	9	9
J11	0.7ha VINES	*	*	*	*	*	*	*	*	*	*	*	*	*	*	*	*	*	*	*	*	*	*	*	*	*	*	*	*	*	*	*
	DRIP	11	11	11	11	11	11	11	11	11	11	11	11	11	11	11	11	11	11	11	11	11	11	11	11	11	11	11	11	11	11	11
J12	1.2ha VINES	*	*	*	*	*	*	*	*	*	*	*	*	*	*	*	*	*	*	*	*	*	*	*	*	*	*	*	*	*	*	*
	DRIP	18	18	18	18	18	18	18	18	18	18	18	18	18	18	18	18	18	18	18	18	18	18	18	18	18	18	18	18	18	18	18
J13	4.7ha VINES	*	*	*	*	*	*	*	*	*	*	*	*	*	*	*	*	*	*	*	*	*	*	*	*	*	*	*	*	*	*	*
	DRIP	71	71	71	71	71	71	71	71	71	71	71	71	71	71	71	71	71	71	71	71	71	71	71	71	71	71	71	71	71	71	71
J14	2.0ha VINES	*	*	*	*	*	*	*	*	*	*	*	*	*	*	*	*	*	*	*	*	*	*	*	*	*	*	*	*	*	*	*
	DRIP	30	30	30	30	30	30	30	30	30	30	30	30	30	30	30	30	30	30	30	30	30	30	30	30	30	30	30	30	30	30	30
J15	1.1ha VINES	*	*	*	*	*	*	*	*	*	*	*	*	*	*	*	*	*	*	*	*	*	*	*	*	*	*	*	*	*	*	*
	DRIP	16	16	16	16	16	16	16	16	16	16	16	16	16	16	16	16	16	16	16	16	16	16	16	16	16	16	16	16	16	16	16
J16	1.5ha VINES	*	*	*	*	*	*	*	*	*	*	*	*	*	*	*	*	*	*	*	*	*	*	*	*	*	*	*	*	*	*	*
	DRIP	22	22	22	22	22	22	22	22	22	22	22	22	22	22	22	22	22	22	22	22	22	22	22	22	22	22	22	22	22	22	22
J17	1.6ha VINES	*	*	*	*	*	*	*	*	*	*	*	*	*	*	*	*	*	*	*	*	*	*	*	*	*	*	*	*	*	*	*
	DRIP	24	24	24	24	24	24	24	24	24	24	24	24	24	24	24	24	24	24	24	24	24	24	24	24	24	24	24	24	24	24	24
J18	1.1ha VINES	*	*	*	*	*	*	*	*	*	*	*	*	*	*	*	*	*	*	*	*	*	*	*	*	*	*	*	*	*	*	*
	DRIP	16	16	16	16	16	16	16	16	16	16	16	16	16	16	16	16	16	16	16	16	16	16	16	16	16	16	16	16	16	16	16
J19	1.7ha VINES	*	*	*	*	*	*	*	*	*	*	*	*	*	*	*	*	*	*	*	*	*	*	*	*	*	*	*	*	*	*	*
	DRIP	26	26	26	26	26	26	26	26	26	26	26	26	26	26	26	26	26	26	26	26	26	26	26	26	26	26	26	26	26	26	26
J20	1.1ha VINES	*	*	*	*	*	*	*	*	*	*	*	*	*	*	*	*	*	*	*	*	*	*	*	*	*	*	*	*	*	*	*
	DRIP	16	16	16	16	16	16	16	16	16	16	16	16	16	16	16	16	16	16	16	16	16	16	16	16	16	16	16	16	16	16	16
J21	1.5ha VINES	*	*	*	*	*	*	*	*	*	*	*	*	*	*	*	*	*	*	*	*	*	*	*	*	*	*	*	*	*	*	*
	DRIP	22	22	22	22	22	22	22	22	22	22	22	22	22	22	22	22	22	22	22	22	22	22	22	22	22	22	22	22	22	22	22
J22	1.4ha VINES	*	*	*	*	*	*	*	*	*	*	*	*	*	*	*	*	*	*	*	*	*	*	*	*	*	*	*	*	*	*	*
	DRIP	21	21	21	21	21	21	21	21	21	21	21	21	21	21	21	21	21	21	21	21	21	21	21	21	21	21	21	21	21	21	21
J23	3.1ha VINES	*	*	*	*	*	*	*	*	*	*	*	*	*	*	*	*	*	*	*	*	*	*	*	*	*	*	*	*	*	*	*
	DRIP	46	46	46	46	46	46	46	46	46	46	46	46	46	46	46	46	46	46	46	46	46	46	46	46	46	46	46	46	46	46	46
J24	2.4ha VINES	*	*	*	*	*	*	*	*	*	*	*	*	*	*	*	*	*	*	*	*	*	*	*	*	*	*	*	*	*	*	*

IRRIGATION MARCH First entry = Hours Second entry = Cubic meters

	DATE	1	2	3	4	5	6	7	8	9	10	11	12	13	14	15	16	17	18	19	20	21	22	23	24	25	26	27	28	29	30	31
	DRIP	36	36	36	36	36	36	36	36	36	36	36	36	36	36	36	36	36	36	36	36	36	36	36	36	36	36	36	36	36	36	36
J25	3.2ha VINES	x	x	x	x	x	x	x	x	x	x	x	x	x	x	x	x	x	x	x	x	x	x	x	x	x	x	x	x	x	x	x
	DRIP	48	48	48	48	48	48	48	48	48	48	48	48	48	48	48	48	48	48	48	48	48	48	48	48	48	48	48	48	48	48	48
J26	2.6ha VINES	x	x	x	x	x	x	x	x	x	x	x	x	x	x	x	x	x	x	x	x	x	x	x	x	x	x	x	x	x	x	x
	DRIP	39	39	39	39	39	39	39	39	39	39	39	39	39	39	39	39	39	39	39	39	39	39	39	39	39	39	39	39	39	39	39
J27	1.5ha VINES	x	x	x	x	x	x	x	x	x	x	x	x	x	x	x	x	x	x	x	x	x	x	x	x	x	x	x	x	x	x	x
	DRIP	22	22	22	22	22	22	22	22	22	22	22	22	22	22	22	22	22	22	22	22	22	22	22	22	22	22	22	22	22	22	22
J28	2.3ha VINES	x	x	x	x	x	x	x	x	x	x	x	x	x	x	x	x	x	x	x	x	x	x	x	x	x	x	x	x	x	x	x
	DRIP	34	34	34	34	34	34	34	34	34	34	34	34	34	34	34	34	34	34	34	34	34	34	34	34	34	34	34	34	34	34	34
J29	0.6ha VINES	x	x	x	x	x	x	x	x	x	x	x	x	x	x	x	x	x	x	x	x	x	x	x	x	x	x	x	x	x	x	x
	DRIP	9	9	9	9	9	9	9	9	9	9	9	9	9	9	9	9	9	9	9	9	9	9	9	9	9	9	9	9	9	9	9
J30	0.9ha VINES	x	x	x	x	x	x	x	x	x	x	x	x	x	x	x	x	x	x	x	x	x	x	x	x	x	x	x	x	x	x	x
	DRIP	13	13	13	13	13	13	13	13	13	13	13	13	13	13	13	13	13	13	13	13	13	13	13	13	13	13	13	13	13	13	13
J31	1.6ha VINES	x	x	x	x	x	x	x	x	x	x	x	x	x	x	x	x	x	x	x	x	x	x	x	x	x	x	x	x	x	x	x
	DRIP	24	24	24	24	24	24	24	24	24	24	24	24	24	24	24	24	24	24	24	24	24	24	24	24	24	24	24	24	24	24	24
J32	2.9ha VINES	x	x	x	x	x	x	x	x	x	x	x	x	x	x	x	x	x	x	x	x	x	x	x	x	x	x	x	x	x	x	x
	DRIP	43	43	43	43	43	43	43	43	43	43	43	43	43	43	43	43	43	43	43	43	43	43	43	43	43	43	43	43	43	43	43
J33	2.3ha VINES	x	x	x	x	x	x	x	x	x	x	x	x	x	x	x	x	x	x	x	x	x	x	x	x	x	x	x	x	x	x	x
	DRIP	34	34	34	34	34	34	34	34	34	34	34	34	34	34	34	34	34	34	34	34	34	34	34	34	34	34	34	34	34	34	34
J34	1.1ha GRAZING	x	x	x	x	x	x	x	x	x	x	x	x	x	x	x	x	x	x	x	x	x	x	x	x	x	x	x	x	x	x	x
	SPRINKLER	x	x	x	x	x	x	x	x	x	x	x	x	x	x	x	x	x	x	x	x	x	x	x	x	x	x	x	x	x	x	x
J35	1.3ha VINES	x	x	x	x	x	x	x	x	x	x	x	x	x	x	x	x	x	x	x	x	x	x	x	x	x	x	x	x	x	x	x
	DRIP	19	19	19	19	19	19	19	19	19	19	19	19	19	19	19	19	19	19	19	19	19	19	19	19	19	19	19	19	19	19	19
J36	0.6ha VINES	x	x	x	x	x	x	x	x	x	x	x	x	x	x	x	x	x	x	x	x	x	x	x	x	x	x	x	x	x	x	x
	DRIP	9	9	9	9	9	9	9	9	9	9	9	9	9	9	9	9	9	9	9	9	9	9	9	9	9	9	9	9	9	9	9
J37	2.5ha PEACHES	x	x	x	x	x	x	x	x	x	x	x	x	x	x	x	x	x	x	x	x	x	x	x	x	x	x	x	x	x	x	x
	DRIP	62	62	62	62	62	62	62	62	62	62	62	62	62	62	62	62	62	62	62	62	62	62	62	62	62	62	62	62	62	62	62
J38	1.7ha VINES	x	x	x	x	x	x	x	x	x	x	x	x	x	x	x	x	x	x	x	x	x	x	x	x	x	x	x	x	x	x	x
	DRIP	25	25	25	25	25	25	25	25	25	25	25	25	25	25	25	25	25	25	25	25	25	25	25	25	25	25	25	25	25	25	25
J39	1.0ha VINES	x	x	x	x	x	x	x	x	x	x	x	x	x	x	x	x	x	x	x	x	x	x	x	x	x	x	x	x	x	x	x
	DRIP	15	15	15	15	15	15	15	15	15	15	15	15	15	15	15	15	15	15	15	15	15	15	15	15	15	15	15	15	15	15	15
J40	1.2ha VINES	x	x	x	x	x	x	x	x	x	x	x	x	x	x	x	x	x	x	x	x	x	x	x	x	x	x	x	x	x	x	x
	DRIP	18	18	18	18	18	18	18	18	18	18	18	18	18	18	18	18	18	18	18	18	18	18	18	18	18	18	18	18	18	18	18
J41	2.0ha PEACHES	x	x	x	x	x	x	x	x	x	x	x	x	x	x	x	x	x	x	x	x	x	x	x	x	x	x	x	x	x	x	x
	DRIP	50	50	50	50	50	50	50	50	50	50	50	50	50	50	50	50	50	50	50	50	50	50	50	50	50	50	50	50	50	50	50
J42	1.0ha PEACHES	x	x	x	x	x	x	x	x	x	x	x	x	x	x	x	x	x	x	x	x	x	x	x	x	x	x	x	x	x	x	x
	DRIP	25	25	25	25	25	25	25	25	25	25	25	25	25	25	25	25	25	25	25	25	25	25	25	25	25	25	25	25	25	25	25
J43	2.2ha PEACHES	x	x	x	x	x	x	x	x	x	x	x	x	x	x	x	x	x	x	x	x	x	x	x	x	x	x	x	x	x	x	x
	DRIP	55	55	55	55	55	55	55	55	55	55	55	55	55	55	55	55	55	55	55	55	55	55	55	55	55	55	55	55	55	55	55
J44	2.3ha VINES	x	x	x	x	x	x	x	x	x	x	x	x	x	x	x	x	x	x	x	x	x	x	x	x	x	x	x	x	x	x	x
	DRIP	34	34	34	34	34	34	34	34	34	34	34	34	34	34	34	34	34	34	34	34	34	34	34	34	34	34	34	34	34	34	34
J45	2.6ha VINES	x	x	x	x	x	x	x	x	x	x	x	x	x	x	x	x	x	x	x	x	x	x	x	x	x	x	x	x	x	x	x
	DRIP	39	39	39	39	39	39	39	39	39	39	39	39	39	39	39	39	39	39	39	39	39	39	39	39	39	39	39	39	39	39	39
J46	3.8ha VINES	x	x	x	x	x	x	x	x	x	x	x	x	x	x	x	x	x	x	x	x	x	x	x	x	x	x	x	x	x	x	x
	DRIP	57	57	57	57	57	57	57	57	57	57	57	57	57	57	57	57	57	57	57	57	57	57	57	57	57	57	57	57	57	57	57
J47	1.5ha VINES	x	x	x	x	x	x	x	x	x	x	x	x	x	x	x	x	x	x	x	x	x	x	x	x	x	x	x	x	x	x	x
	DRIP	22	22	22	22	22	22	22	22	22	22	22	22	22	22	22	22	22	22	22	22	22	22	22	22	22	22	22	22	22	22	22
J48	2.3ha VINES	x	x	x	x	x	x	x	x	x	x	x	x	x	x	x	x	x	x	x	x	x	x	x	x	x	x	x	x	x	x	x
	DRIP	34	34	34	34	34	34	34	34	34	34	34	34	34	34	34	34	34	34	34	34	34	34	34	34	34	34	34	34	34	34	34
J49	1.4ha APRICOT	x	x	x	x	x	x	x	x	x	x	x	x	x	x	x	x	x	x	x	x	x	x	x	x	x	x	x	x	x	x	x
	DRIP	35	35	35	35	35	35	35	35	35	35	35	35	35	35	35	35	35	35	35	35	35	35	35	35	35	35	35	35	35	35	35
J50	1.1ha VINES	x	x	x	x	x	x	x	x	x	x	x	x	x	x	x	x	x	x	x	x	x	x	x	x	x	x	x	x	x	x	x
	DRIP	16	16	16	16	16	16	16	16	16	16	16	16	16	16	16	16	16	16	16	16	16	16	16	16	16	16	16	16	16	16	16
J51	2.0ha VINES	x	x	x	x	x	x	x	x	x	x	x	x	x	x	x	x	x	x	x	x	x	x	x	x	x	x	x	x	x	x	x
	DRIP	30	30	30	30	30	30	30	30	30	30	30	30	30	30	30	30	30	30	30	30	30	30	30	30	30	30	30	30	30	30	30

IRRIGATION MARCH First entry = Hours Second entry = Cubic meters

	DATE	1	2	3	4	5	6	7	8	9	10	11	12	13	14	15	16	17	18	19	20	21	22	23	24	25	26	27	28	29	30	31
J52	4.2ha VINES	*	*	*	*	*	*	*	*	*	*	*	*	*	*	*	*	*	*	*	*	*	*	*	*	*	*	*	*	*	*	*
	DRIP	72	72	72	72	72	72	72	72	72	72	72	72	72	72	72	72	72	72	72	72	72	72	72	72	72	72	72	72	72	72	72
J53	0.8ha VINES	*	*	*	*	*	*	*	*	*	*	*	*	*	*	*	*	*	*	*	*	*	*	*	*	*	*	*	*	*	*	*
	DRIP	12	12	12	12	12	12	12	12	12	12	12	12	12	12	12	12	12	12	12	12	12	12	12	12	12	12	12	12	12	12	12
J54	3.2ha FALLOW	*	*	*	*	*	*	*	*	*	*	*	*	*	*	*	*	*	*	*	*	*	*	*	*	*	*	*	*	*	*	*
	0.8ha VINES	*	*	*	*	*	*	*	*	*	*	*	*	*	*	*	*	*	*	*	*	*	*	*	*	*	*	*	*	*	*	*
J55	0.8ha VINES	*	*	*	*	*	*	*	*	*	*	*	*	*	*	*	*	*	*	*	*	*	*	*	*	*	*	*	*	*	*	*
	DRIP	12	12	12	12	12	12	12	12	12	12	12	12	12	12	12	12	12	12	12	12	12	12	12	12	12	12	12	12	12	12	12
J56	2.4ha VINES	*	*	*	*	*	*	*	*	*	*	*	*	*	*	*	*	*	*	*	*	*	*	*	*	*	*	*	*	*	*	*
	DRIP	36	36	36	36	36	36	36	36	36	36	36	36	36	36	36	36	36	36	36	36	36	36	36	36	36	36	36	36	36	36	36
J57	2.6ha VINES	*	*	*	*	*	*	*	*	*	*	*	*	*	*	*	*	*	*	*	*	*	*	*	*	*	*	*	*	*	*	*
	DRIP	39	39	39	39	39	39	39	39	39	39	39	39	39	39	39	39	39	39	39	39	39	39	39	39	39	39	39	39	39	39	39
	SUB.TOT.IRRI.	1353	1353	1353	1353	1353	1353	1353	1353	1353	1353	1353	1353	1353	1353	1353	1353	1353	1353	1353	1353	1353	1353	1353	1353	1353	1353	1353	1353	1353	1353	1353
	TOT. IRRI.	1570	1570	1570	1570	1570	1570	1570	1570	1570	1570	1570	1570	1570	1570	1570	1570	1570	1570	1570	1570	1570	1570	1570	1570	1570	1570	1570	1570	1570	1570	1570
M1	2.0ha VINES													10	10							10		10								3
	DRIP													*	*							*		*								*
M2	0.8ha APRICOT																								8							
	FLOOD																								*							
M3	0.9ha VINES															10																
	DRIP															*																
M4	2.7ha VINES													10	10							10		10								3
	DRIP													*	*							*		*								*
M5	0.3ha GRAZING	4	4																					4								
	FLOOD	*	*																					*								
M6	0.7ha VINES															10																
	DRIP															*																
M7	1.7ha APRICOT													6	6	6						6										
	FLOOD													*	*	*						*										
M8	1.4ha PEACHES																							8								
	FLOOD																							*								
M9	1.4ha VINES															10						10										
	DRIP															*						*										
M10	1.0ha VINES													10	10									10								3
	DRIP													*	*									*								*
M11	1.0ha VINES														10							10										
	DRIP														*							*										
M12	1.6ha PEACHES												10																			
	FLOOD												*																			
M13	2.4ha PEACHES												10																			
	FLOOD												*																			
	TOT. IRRI.	0	0	0	0	0	0	0	0	0	0	0	0	0	0	0	0	0	0	0	0	0	0	0	0	0	0	0	0	0	0	0
O1	0.6ha VINES				5							5				8			5												5	
	SPRINKLER				*							*				*			*												*	
O2	1.7ha TOMATOE	6			6		5		7		5		6		6		7		5		5		8		6		4		6		7	
	DRIP	*			*		*		*		*		*		*		*		*		*		*		*		*		*		*	
O3	0.5ha VINES				5							5							5												5	
	SPRINKLER				*							*							*												*	
O4	1.4ha VINES		10				10		10		10		10		8			8			10		10			8		8		8		
	DRIP		*				*		*		*		*		*			*			*		*			*		*		*		
O5	1.0ha VINES	10		10		10		8		8		8		8		8			10			9			8		8		8			10
	DRIP	*		*		*		*		*		*		*		*			*			*			*		*		*			*

IRRIGATION MARCH First entry = Hours Second entry = Cubic meters

	DATE	1	2	3	4	5	6	7	8	9	10	11	12	13	14	15	16	17	18	19	20	21	22	23	24	25	26	27	28	29	30	31
06	1.2ha VINES	10		10		10		8		8		8		8		8			10			8			8		8		8			10
	DRIP	*		*		*		*		*		*		*		*			*			*			*		*		*			*
07	1.0ha VINES	10		10		10		8		8		8		8		8			10			8			8		8		8			10
	DRIP	*		*		*		*		*		*		*		*			*			*			*		*		*			*
08	0.9ha APRICOT				5							5							5												5	
	SPRINKLER				*							*							*												*	
09	0.8ha VINES																															
	SPRINKLER																															
010	0.4ha VINES	10		10		10		8		8		8		8		8			10			8			8		8		8			10
	DRIP	*		*		*		*		*		*		*		*			*			*			*		*		*			*
011	2.21ha VINES		10				10		10		10		10		8			8			10		10			8		8		8		
	DRIP		*				*		*		*		*		*			*			*		*			*		*		*		
012	2.5ha VINES		10				10		10		10		10		8			8			10		10			8		8		8		
	DRIP		*				*		*		*		*		*			*			*		*			*		*		*		
013	2.0ha VINES	10		8	8		8			8		10		10		8		9			10			10		8		8		8		
	DRIP	*		*	*		*			*		*		*		*		*			*			*		*		*		*		
014	2.4ha VINES	10		8	8		8			8		10		10		8		9			10			10		8		8		8		
	DRIP	*		*	*		*			*		*		*		*		*			*			*		*		*		*		
015	0.4ha VINES	10		10		10		8		8		8		8		8			10			8			8		8		8			10
	DRIP	*		*		*		*		*		*		*		*			*			*			*		*		*			*
016	0.8ha TOMATOE	5		6		5		6		7		7		6		7		5		5			5	6		6		7		7		6
	DRIP	*		*		*		*		*		*		*		*		*		*			*	*		*		*		*		*
017	0.4ha VINES	10		8	8		8			8		10		10		8		9			10			10		8		8		8		
	DRIP	*		*	*		*			*		*		*		*		*			*			*		*		*		*		
018	0.7ha APRICOT	5		6		5		6		7		7		6		7		5		5			5	6		6		7		7		6
	SPRINKLER	*		*		*		*		*		*		*		*		*		*			*	*		*		*		*		*
019	0.7ha TOMATOE	5		6		5		6		7		7		6		7		5		5			5	6		6		7		7		6
	DRIP	*		*		*		*		*		*		*		*		*		*			*	*		*		*		*		*
020	0.7ha VINES	10		8	8		8			8		10		10		8		9			10			10		8		8		8		
	DRIP	*		*	*		*			*		*		*		*		*			*			*		*		*		*		
	TOT. IRRI.	0	0	0	0	0	0	0	0	0	0	0	0	0	0	0	0	0	0	0	0	0	0	0	0	0	0	0	0	0	0	0
Q1	0.7ha VINES			12					12					12						12						12						
	DRIP			*					*					*						*						*						
Q2	1.3ha VINES			12					12					12						12						12						
	DRIP			*					*					*						*						*						
Q3	1.0ha VINES			12					12					12						12						12						
	DRIP			*					*					*						*						*						
Q4	2.8ha VINES			12					12					12						12						12						
	DRIP			*					*					*						*						*						
Q5	1.2ha VINES			12					12					12						12						12						
	DRIP			*					*					*						*						*						
Q6	1.5ha VINES			12					12					12						12						12						
	DRIP			*					*					*						*						*						
Q7	0.6ha VINES		12					12					12						12						12							
	DRIP		*					*					*						*						*							
Q8	2.4ha VINES			12					12					12						12						12						
	DRIP			*					*					*						*						*						
Q9	1.2ha APRICOT		12					12					12						12						12			12			12	
	MICRO		*					*					*						*						*			*			*	
Q10	1.6ha VINES			12					12					12						12						12						
	DRIP			*					*					*						*						*						
Q11	1.2ha VINES		12					12					12							12						12						
	DRIP		*					*					*							*						*						

IRRIGATION MARCH First entry = Hours Second entry = Cubic meters

	DATE	1	2	3	4	5	6	7	8	9	10	11	12	13	14	15	16	17	18	19	20	21	22	23	24	25	26	27	28	29	30	31
Q12	1.6ha VINES		12					12					12							12						12						
	DRIP		*					*					*							*						*						
Q13	2.2ha VINES	12					12					12							12						12							
	DRIP	*					*					*							*						*							
Q14	2.0ha VINES	12					12					12							12						12							
	DRIP	*					*					*							*						*							
Q15	2.5ha APRICOT	12					12					12								12						12						
	MICRO	*					*					*								*						*						
Q16	2.0ha APRICOT	12					12					12							12						12							
	MICRO	*					*					*							*						*							
Q17	2.3ha APRICOT	12					12					12							12						12							
	MICRO	*					*					*							*						*							
Q18	3.4ha VINES				24					24							24							24							24	
	DRIP				*					*							*							*							*	
Q19	2.0ha TOMATOE		12				12				12			12				12				12			12				12			
	DRIP		*				*				*			*				*				*			*				*			
Q20	0.9ha APRICOT		8			9			8			8			8			9									8			8		
	DRIP		*			*			*			*			*			*									*			*		
Q21	1.2ha APRICOT		8			9			8			8			8			9									8			8		
	DRIP		*			*			*			*			*			*									*			*		
Q22	0.3ha VINES		8			8			8			8			8			9									8			8		
	DRIP		*			*			*			*			*			*									*			*		
Q23	1.2ha VINES		9			9			8			8			8			9									9			9		
	DRIP		*			*			*			*			*			*									*			*		
Q24	1.5ha VINES		8			9			8			8			8			9									8			8		
	DRIP		*			*			*			*			*			*									*			*		
Q25	1.9ha VINES		8			8			9			8			8			8									8			8		
	DRIP		*			*			*			*			*			*									*			*		
Q26	1.3ha VINES		8			8			8			8			8			8									9			8		
	DRIP		*			*			*			*			*			*									*			*		
Q27	1.5ha TOMATOE					*							*							*							*					
	DRIP					300							300							300							300					
Q28	0.9ha VINES			9			8			9			9			8			8									9			9	
	DRIP			*			*			*			*			*			*									*			*	
Q29	1.1ha VINES			8			8			8			8			8			8									8			8	
	DRIP			*			*			*			*			*			*									*			*	
Q30	1.9ha VINES			8			8			8			8			8			9									8			9	
	DRIP			*			*			*			*			*			*									*			*	
Q31	2.8ha VINES			8			8			8			8			8			8									8			8	
	DRIP			*			*			*			*			*			*									*			*	
Q32	2.3ha VINES	9			8			9			8			8			8			9										8		8
	DRIP	*			*			*			*			*			*			*										*		*
Q33	1.3ha APRICOT					*					*					*					*						*						
	DRIP					300					300					300					300						300						
Q34	0.3ha VINES																															
	DRIP																															
Q35	2.8ha VINES	*					*					*					*					*						*				
	DRIP	600					600					600					600					600						600				
Q36	1.8ha APRICOT			*					*					*					*					*						*		
	DRIP			350					350					350					350					350						350		
Q37	1.3ha VINES					*					*					*					*						*						
	DRIP					300					300					300					300						300						
Q38	1.7ha APRICOT		*					*					*					*					*						*			
	DRIP		350					350					350					350					350						350			
Q39	0.3ha APRICOT		*					*					*					*					*						*			

IRRIGATION MARCH First entry = Hours Second entry = Cubic meters

	DATE	1	2	3	4	5	6	7	8	9	10	11	12	13	14	15	16	17	18	19	20	21	22	23	24	25	26	27	28	29	30	31
	DRIP		250					250					250					250					250						250			
Q40	0.9ha APRICOT		*					*					*					*					*						*			
	DRIP		250					250					250					250					250						250			
Q41	1.0ha GRAZING			*					*					*					*					*					*			
	SPRINKLER			100					100					100					100					100					100			
Q42	1.6ha VINES				*					*					*					*						*						
	DRIP				300					300					300					300						300						
Q43	1.7ha VINES			*	*				*	*				*	*				*	*					*	*				*		
	DRIP			150	300				150	300				150	300				150	300					150	300				150		
	TOT. IRRI.	600	850	600	600	900	600	850	600	600	600	600	1150	600	600	600	600	850	600	900	600	600	850	450	150	600	900	600	850	600	0	0
R1	1.9ha VINES						12				4									3												
	DRIP						*				*									*												
R2	2.4ha PEACHES	12		12						4	4						6			3	12											
	DRIP	*		*						*	*						*			*	*											
R3	1.6ha PEACHES		12			12					5									3		12							12			
	DRIP		*			*					*									*		*							*			
R4	2.7ha VINES				12						4									3			12							12		
	DRIP				*						*									*			*							*		
R5	1.9ha PEACHES									3	6	24					12	12		3				12							12	
	DRIP									*	*	*					*	*		*				*							*	
R6	2.1ha VINES							12			4		12		12					3					12							12
	DRIP							*			*		*		*					*					*							*
R7	3.0ha VINES									2	4									3						12						
	DRIP									*	*									*						*						
R8	2.9ha VINES						12				4			12						3							12					
	DRIP						*				*			*						*							*					
R9	1.5ha TOMATOE	12		12						2	4									2								12				
	DRIP	*		*						*	*									*								*				
R10	3.5ha TOMATOE		12			12					4									3	12	12										
	DRIP		*			*					*									*	*	*										
R11	3.5ha VINES				12					3	4		6		6					3		12										
	DRIP				*					*	*		*		*					*		*										
R12	2.3ha PEACHES										4									2			12									
	DRIP										*									*			*									
R13	2.0ha VINES							12		3	4									3				12					12			
	DRIP							*		*	*									*				*					*			
R14	1.9ha PEACHES										4		12		12					3					12					12		
	MICRO										*		*		*					*					*					*		
R15	2.9ha VINES						12			3	4						12	12		4											12	
	FLOOD						*			*	*						*	*		*											*	
R16	3.5ha VINES			12		12					4									3		12										12
	DRIP			*		*					*									*		*										*
R17	3.5ha VINES	12	12							3										2	12		12									
	DRIP	*	*							*										*	*		*									
R18	5.7ha LUCERNE				12						4			12						3				12								
	SPRINKLER				*						*			*						*				*								
R19	1.4ha TOMATOE									2	4	24													12							
	DRIP									*	*	*													*							
R20	1.9ha PEACHES							12		1										4												
	DRIP							*		*										*												
R21	2.1ha VINES									3	4		12		12					3						12						
	DRIP									*	*		*		*					*						*						
R22	1.1ha VINES						12				4						12	12		3							12					

F117

IRRIGATION MARCH First entry = Hours Second entry = Cubic meters

	DATE	1	2	3	4	5	6	7	8	9	10	11	12	13	14	15	16	17	18	19	20	21	22	23	24	25	26	27	28	29	30	31
	DRIP						*				*						*	*		*							*					
R23	1.8ha PEACHES					12				3	4									3								12				
	DRIP					*				*	*									*								*				
R24	1.6ha VINES	12		12																4		12										
	DRIP	*		*																*		*										
R25	2.1ha GRAZING		12							3	4									2	12								12			
	SPRINKLER		*							*	*									*	*								*			
R26	2.2ha LUCERNE				12															3			12							12		
	SPRINKLER				*															*			*							*		
R27	1.4ha LUCERNE							12			4			12						3				12							12	
	SPRINKLER							*			*			*						*				*							*	
R28	1.1ha APRICOT									3		12	12		12					4					12							12
	DRIP									*		*	*		*					*					*							*
R29	2.6ha VINES	12					12				4						12	12		2												
	DRIP	*					*				*						*	*		*												
R30	2.2ha VINES			12		12					4									3												
	DRIP			*		*					*									*												
R31	1.1ha VINES		12							3	4									3		12										
	DRIP		*							*	*									*		*										
R32	2.0ha APRICOT										*																					
	SPRINKLER										*																					
	TOT. IRRI.	0	0	0	0	0	0	0	0	0	0	0	0	0	0	0	0	0	0	0	0	0	0	0	0	0	0	0	0	0	0	0
S1	3.7ha VINES			10																					10							
	SPRINKLER			2775																					2775							
S2	3.6ha VINES			10							10							10							10							10
	MICRO			1368							1368							1368							1368							1368
S3	3.6ha VINES				10																					10						
	SPRINKLER				2700																					2700						
S4	4.3ha VINES					10																					10					
	SPRINKLER					3225																					3225					
S5	2.3ha VINES				10							10							10							10						
	MICRO				874							874							874							874						
S6	4.7ha VINES					10							10							10							10					
	MICRO					1786							1786							1786							1786					
S7	2.5ha VINES						10							10							10							10				
	MICRO						2280							2280							2280							2280				
S8	3.1ha VINES							10							10							10							10			
	MICRO							1178							1178							1178							1178			
S9	3.5ha VINES						10																					10				
	SPRINKLER						2625																					2625				
S10	7.6ha VINES							10																					10			
	SPRINKLER							3075																					3075			
S11	2.5ha VINES								10																					10		
	SPRINKLER								1875																					1875		
S12	1.4ha PEACHES	10							10								10						10							10		
	MICRO	1050							1050								1050						1050							1050		
S13	3.4ha VINES									10																					10	
	SPRINKLER									2550																					2550	
S14	4.6ha VINES										10																					10
	SPRINKLER										3450																					3450
S15	3.2ha VINES											10																				
	SPRINKLER											2400																				
S16	1.6ha VINES				14	14	14																			14	14	14				

IRRIGATION MARCH First entry = Hours Second entry = Cubic meters

	DATE	1	2	3	4	5	6	7	8	9	10	11	12	13	14	15	16	17	18	19	20	21	22	23	24	25	26	27	28	29	30	31
	FLOOD				*	*	*																			*	*	*				
S17	1.3ha VINES	14	14	14																			14	14	14							
	FLOOD	*	*	*																			*	*	*							
S18	2.8ha VINES												10																			
	SPRINKLER												2100																			
S19	1.3ha VINES													10																		
	SPRINKLER													975																		
S20	5.4ha VINES														10																	
	SPRINKLER														4050																	
	TOT. IRRI.	1050	0	4143	3574	5011	4905	4253	2925	2550	4818	3274	3886	3255	5228	0	1050	1368	374	1786	2290	1178	1050	0	4143	3574	5011	4905	4253	2925	2550	4818
U1	1.8ha VINES					6				6				6					6					6								
	DRIP					90				90				90					90					90								
U2	2.8ha LUCERNE				6	6	6				6	6	6				6	6	6							6	6	6				
	SPRINKLER				350	350	350				350	350	350				350	350	350							350	350	350				
U3	4.5ha VINES	6	6	6					6	6	6					6	6	6	6								6	6	6	6		
	SPRINKLER	562	562	562					562	562	562					422	422	422	422								422	422	422	422		
U4	4.4ha LUCERNE		6	6	6	6	6			6	6	6	6	6																		
	SPRINKLER		330	330	330	330	330			330	330	330	330	330																		
U5	3.7ha VINES	6		6		6		6		6		6		6		6		6					6					6				
	DRIP	180		180		180		180		180		180		180		180		180					180					180				
U6	0.8ha VINES		6														6														6	
	SPRINKLER		300														300														300	
U7	4.1ha VINES		6		6		6		6		6		6		6		6		6					6					6			
	DRIP		204		204		204		204		204		204		204		204		204					204					204			
U8	3.0ha VINES		6		6		6		6		6		6		6		6		6					6					6			
	DRIP		150		150		150		150		150		150		150		150		150					150					150			
U9	1.6ha VINES								10	10	10										10	10	10									
	SPRINKLER								333	333	333										333	333	333									
U10	3.0ha VINES														10	10	10	10										10	10	10	10	
	SPRINKLER														470	470	470	470										470	470	470	470	
U11	1.7ha VINES														10	10	10												10	10	10	
	SPRINKLER														353	353	353												353	353	353	
U12	0.6ha TOMATOE			6	6	6			6	6	6				6	6	6									6	6	6				
	SPRINKLER			76	76	76			76	76	76				76	76	76									76	76	76				
U13	0.2ha GRAZING						6	6										6	6													
	SPRINKLER						39	39										39	39													
U14	0.2ha GRAZING			6	6													6	6													
	SPRINKLER			39	39													39	39													
U15	0.2ha GRAZING		6	6						6	6							6	6													
	SPRINKLER		39	39						39	39							39	39													
U16	0.1ha GRAZING		6	6								6	6					6	6													
	SPRINKLER		18	18								18	18					18	18													
U17	0.6ha GRAZING	6	6	6						6	6	6								6	6	6										
	SPRINKLER	76	76	76						76	76	76								76	76	76										
U18	0.7ha GRAZING	6	6	6							6	6	6							6	6	6										
	SPRINKLER	88	88	88							88	88	88							88	88	88										
U19	0.7ha GRAZING	6	6	6							6	6	6										6	6	6							
	SPRINKLER	88	88	88							88	88	88										88	88	88							
U20	0.1ha GRAZING												6										6									
	SPRINKLER												36										36									
U21	0.2ha GRAZING						6										6										6					
	SPRINKLER						78										78										78					
U22	0.1ha GRAZING							6								6										6						

IRRIGATION MARCH First entry = Hours Second entry = Cubic meters

	DATE	1	2	3	4	5	6	7	8	9	10	11	12	13	14	15	16	17	18	19	20	21	22	23	24	25	26	27	28	29	30	31
	SPRINKLER							36								36										36						
U22	0.2ha GRAZING							6										6										6				
	SPRINKLER							78										78										78				
U24	1.0ha GRAZING						6											6										6				
	SPRINKLER						378											378										378				
U25	1.7ha GRAZING								6	6	6					6	6	6									6	6	6			
	SPRINKLER								212	212	212					212	212	212									212	212	212			
U26	1.4ha GRAZING			6	6	6										6	6	6										6	6	6	6	
	SPRINKLER			176	176	176										176	176	176										132	132	132	132	
U27	0.7ha GRAZING						6	6	6									6	6	6												
	SPRINKLER						88	88	88									88	88	88												
U28	0.5ha GRAZING				6	6	6										6	6	6							6	6	6				
	SPRINKLER				62	62	62										62	62	62							62	62	62				
U29	0.8ha GRAZING						6	6	6										6	6	6											
	SPRINKLER						100	100	100										100	100	100											
U30	0.6ha GRAZING								8	8	8										8	8	8									
	SPRINKLER								62	62	62										62	62	62									
U31	1.0ha GRAZING									6	6	6						6	6	6								6	6	6		
	SPRINKLER									126	126	126						126	126	126								126	126	126		
U32	0.9ha GRAZING				6	6	6										6	6	6									6	6	6		
	SPRINKLER				12	12	12										12	12	12									12	12	12		
U33	2.2ha GRAZING				6	6	6										6	6	6									6	6	6		
	SPRINKLER				276	276	276										276	276	276									276	276	276		
U34	0.9ha GRAZING																															
	SPRINKLER																															
U35	1.1ha GRAZING																															
	SPRINKLER																															
U36	2.2ha GRAZING								6	6	6						6	6	6							6	6	6				
	SPRINKLER								276	276	276						276	276	276							276	276	276				
U37	1.3ha GRAZING					6	6	6										6	6	6								6	6	6		
	SPRINKLER					162	162	162										162	162	162								162	162	162		
U38	1.0ha GRAZING																															
	SPRINKLER																															
U39	0.7ha GRAZING										6	6	6								6	6	6									
	SPRINKLER										88	88	88								88	88	88									
U40	0.6ha GRAZING				6	6	6									6	6	6										6	6	6		
	SPRINKLER				62	62	62									62	62	62										62	62	62		
U41	1.7ha GRAZING								6	6	6								6	6	6							6	6	6		
	SPRINKLER								212	212	212								212	212	212							212	212	212		
U42	0.5ha GRAZING																															
	SPRINKLER																															
U43	1.6ha GRAZING										6	6	6								6	6	6									
	SPRINKLER										200	200	200								200	200	200									
U44	1.2ha GRAZING									6	6	6										6	6	6								
	SPRINKLER									162	162	162										162	162	162								
U45	1.4ha GRAZING								6	6	6								6	6	6								6	6	6	
	SPRINKLER								176	176	176								176	176	176								176	176	176	
U46	1.3ha GRAZING							6	6	6								6	6	6								6	6	6		
	SPRINKLER							162	162	162								162	162	162								162	162	162		
U47	1.4ha GRAZING								6	6	6								6	6	6								6	6	6	
	SPRINKLER								176	176	176								176	176	176								176	176	176	
U48	0.1ha GRAZING								6	6	6								6	6	6								6	6	6	
	SPRINKLER								12	12	12								12	12	12								12	12	12	
U49	1.8ha GRAZING						6	6	6						6	6	6								6	6	6					
	SPRINKLER						226	226	226						226	226	226								226	226	226					

IRRIGATION MARCH first entry = Hours Second entry = Cubic meters

	DATE	1	2	3	4	5	6	7	8	9	10	11	12	13	14	15	16	17	18	19	20	21	22	23	24	25	26	27	28	29	30	31
U50	1.5ha GRAZING							6	6	6										6	6	6						6	6	6		
	SPRINKLER							188	188	188										188	188	188						188	188	188		
U51	0.7ha GRAZING				6	6	6										6	6	6										6	6	6	
	SPRINKLER				88	88	88										88	88	88										88	88	88	
U52	1.0ha GRAZING				6	6	6							6	6	6										6	6	6				
	SPRINKLER				126	126	126							126	126	126										126	126	126				
U53	1.2ha GRAZING					6	6	6										6	6	6									6	6	6	
	SPRINKLER					150	150	150										150	150	150									150	150	150	
U54	1.2ha GRAZING					6	6	6							6	6	6										6	6	6			
	SPRINKLER					150	150	150							150	150	150										150	150	150			
U55	2.9ha VINES																			8	8	8	8	8								
	SPRINKLER																			290	290	290	290	290								
U56	2.8ha VINES																			8	8	8	8	8								
	SPRINKLER																			280	280	280	280	280								
U57	4.6ha VINES																			8	8	8	8	8								
	SPRINKLER																			461	461	461	461	461								
U58	3.3ha VINES																			8	8	8	8	8								
	SPRINKLER																			330	330	330	330	330								
U59	1.9ha VINES								8	8	8																					
	SPRINKLER								317	317	317																					
U60	8.7ha VINES						8	8	8	8														8	8	8	8					
	SPRINKLER						870	970	870	870														870	870	870	870					
U61	1.6ha VINES		10	10	10														6	6	6											
	SPRINKLER		333	333	333														200	200	200											
U62	7.7ha VINES					10	10	10	10	10														6	6	6	6	6				
	SPRINKLER					962	962	962	962	962														577	577	577	577	577				
U63	2.9ha VINES							10															6									
	SPRINKLER							1810															1036									
U64	2.9ha VINES								10													6										
	SPRINKLER								1810													1086										
	SUB.TOT.IRRI.	994	1855	1672	1737	1776	2291	845	2613	3074	3810	1706	1552	600	1253	1987	3479	3627	3003	1190	1335	1009	1149	694	88	800	1476	3648	3131	2565	1431	0
	TOTAL. IRRI.	994	2188	2005	2284	3252	4863	5201	7174	5599	4315	1706	1552	726	1755	2489	3943	3965	3629	3277	3272	3644	3596	3502	1761	2599	3425	4689	3895	3179	1857	0
V1	1.1ha TOMATOE																															
	DRIP																															
V2	1.9ha TOMATOE	4	4	4	4	4	4	3	3	3	3	3	3	3	3	3	3	3	3	3	3	3	3									
	DRIP	*	*	*	*	*	*	*	*	*	*	*	*	*	*	*	*	*	*	*	*	*	*									
V3	1.2ha VINES	6	6	6	6	6	6	6	6	6	6	6	6	6	6	6	6	6	6	6	6	6	6	6	6	6	6	6	6	6	6	6
	DRIP	*	*	*	*	*	*	*	*	*	*	*	*	*	*	*	*	*	*	*	*	*	*	*	*	*	*	*	*	*	*	*
V4	1.4ha VINES	3	3	3	3	3	3	3	3	3	3	3	3	3	3	3	3	3	3	3	3	3	3	3	3	3	3	3	3	3	3	3
	DRIP	*	*	*	*	*	*	*	*	*	*	*	*	*	*	*	*	*	*	*	*	*	*	*	*	*	*	*	*	*	*	*
V5	3.0ha GRAIN																															
	SPRINKLER																															
V6	1.1ha VINES	6	6	6	6	6	6	6	6	6	6	6	6	6	6	6	6	6	6	6	6	6	6	6	6	6	6	6	6	6	6	6
	DRIP	*	*	*	*	*	*	*	*	*	*	*	*	*	*	*	*	*	*	*	*	*	*	*	*	*	*	*	*	*	*	*
V7	5.7ha VINES	6	6	6	6	6	6	6	6	6	6	6	6	6	6	6	6	6	6	6	6	6	6	6	6	6	6	6	6	6	6	6
	DRIP	*	*	*	*	*	*	*	*	*	*	*	*	*	*	*	*	*	*	*	*	*	*	*	*	*	*	*	*	*	*	*
V8	3.8ha VINES	6	6	6	6	6	6	6	6	6	5	6	6	6	6	6	6	6	6	6	6	6	6	5	6	6	6	6	6	6	6	6
	DRIP	*	*	*	*	*	*	*	*	*	*	*	*	*	*	*	*	*	*	*	*	*	*	*	*	*	*	*	*	*	*	*
V9	1.2ha TOMATOE	5	5	5	5	6	6	6	6	6	6	6	6	6	6	6	6	6	6	6	6	6	6	6	6	6	6	6	6	6	6	6
	DRIP	*	*	*	*	*	*	*	*	*	*	*	*	*	*	*	*	*	*	*	*	*	*	*	*	*	*	*	*	*	*	*
V10	0.9ha VINES	6	6	6	6	6	6	6	6	6	6	6	6	6	6	6	6	6	6	6	6	6	6	6	6	6	6	6	6	6	6	6
	DRIP	*	*	*	*	*	*	*	*	*	*	*	*	*	*	*	*	*	*	*	*	*	*	*	*	*	*	*	*	*	*	*
V11	3.5ha VINES	3	3	3	3	3	3	3	3	3	3	3	3	3	3	3	3	3	3	3	3	3	3	3	3	3	3	3	3	3	3	3

IRRIGATION MARCH First entry = Hours Second entry = Cubic meters

	DATE	1	2	3	4	5	6	7	8	9	10	11	12	13	14	15	16	17	18	19	20	21	22	23	24	25	26	27	28	29	30	31
V12	DRIP 0.9ha TOMATOE DRIP	*	*	*	*	*	*	*	*	*	*	*	*	*	*	*	*	*	*	*	*	*	*	*	*	*	*	*	*	*	*	*
	TOT. IRRI.	0	0	0	0	0	0	0	0	0	0	0	0	0	0	0	0	0	0	0	0	0	0	0	0	0	0	0	0	0	0	0
W1	0.2ha GRAZING	*											*	*											*	*						
	SPRINKLER	60											60	60											60	60						
W2	0.2ha GRAZING	*											*	*											*	*						
	SPRINKLER	60											60	60											60	60						
W3	0.2ha GRAZING	*											*	*											*	*						
	SPRINKLER	60											60	60											60	60						
W4	0.2ha GRAZING	*											*	*											*	*						
	SPRINKLER	60											60	60											60	60						
W5	0.2ha GRAZING	*											*	*											*	*						
	SPRINKLER	60											60	60											60	60						
W6	0.2ha GRAZING		*	*											*	*											*	*				
	SPRINKLER		60	60											60	60											60	60				
W7	0.2ha GRAZING		*	*											*	*											*	*				
	SPRINKLER		60	60											60	60											60	60				
W8	0.8ha GRAZING		*	*											*	*											*	*				
	SPRINKLER		210	210											210	210											210	210				
W9	0.2ha GRAZING				*	*											*	*											*	*		
	SPRINKLER				60	60											60	60											60	60		
W10	0.2ha GRAZING				*	*											*	*											*	*		
	SPRINKLER				60	60											60	60											60	60		
W11	0.2ha GRAZING				*	*											*	*											*	*		
	SPRINKLER				90	90											90	90											90	90		
W12	0.5ha GRAZING						*	*											*	*											*	*
	SPRINKLER						150	150											150	150											150	150
W13	0.5ha GRAZING						*	*											*	*											*	*
	SPRINKLER						150	150											150	150											150	150
W14	0.6ha GRAZING								*	*											*	*										
	SPRINKLER								180	180											180	180										
W15	0.1ha GRAZING								*	*											*	*										
	SPRINKLER								30	30											30	30										
W16	0.3ha GRAZING								*	*											*	*										
	SPRINKLER								90	90											90	90										
W17	0.5ha GRAZING										*	*											*	*								
	SPRINKLER										150	150											150	150								
W18	0.4ha GRAZING										*	*											*	*								
	SPRINKLER										120	120											120	120								
W19	0.1ha GRAZING										*	*											*	*								
	SPRINKLER										30	30											30	30								
W20	0.3ha GRAZING				*	*											*	*											*	*		
	SPRINKLER				90	90											90	90											90	90		
W21	1.0ha GRAZING	*									*	*									*	*									*	*
	SPRINKLER	250									250	250									250	250									250	250
W22	1.0ha GRAZING		*	*									*	*									*	*								
	SPRINKLER		250	250									250	250									250	250								
W23	0.8ha GRAZING				*	*									*	*									*	*						
	SPRINKLER				200	200									200	200									200	200						
W24	1.2ha GRAZING						*	*									*	*									*	*				
	SPRINKLER						300	300									300	300									300	300				
W25	0.9ha GRAZING								*	*									*	*									*	*		

IRRIGATION MARCH First entry = Hours Second entry = Cubic meters

	DATE	1	2	3	4	5	6	7	8	9	10	11	12	13	14	15	16	17	18	19	20	21	22	23	24	25	26	27	28	29	30	31
	SPRINKLER								225	225									225	225									225	225		
W26	1.1ha GRAZING	*											*	*											*	*						
	SPRINKLER	330											330	330											330	330						
W27	1.0ha GRAZING		*	*											*	*											*	*				
	SPRINKLER		300	300											300	300											300	300				
W28	0.5ha GRAZING				*												*												*			
	SPRINKLER				300												300												300			
W29	1.6ha GRAZING					*	*	*										*	*	*										*	*	*
	SPRINKLER					320	320	320										320	320	320										320	320	320
W30	0.4ha GRAZING								*												*											
	SPRINKLER								240												240											
W31	0.6ha GRAZING									*												*										
	SPRINKLER									360												360										
W32	0.6ha GRAZING										*												*									
	SPRINKLER										360												360									
W33	0.5ha GRAZING											*												*								
	SPRINKLER											300												300								
	TOT. IRRI.	880	880	880	800	820	920	920	765	885	910	850	880	880	830	830	900	920	845	845	790	910	910	850	830	830	930	930	825	845	870	870
X1	3.1ha NURSERY																															
	SPRINKLER																															
X2	1.1ha VINES	4	4	4	4	4	4	4	4	4	4	4	4	4	4	4	4	4	4	4	4	4	4	4	4	4	4	4	4	4	4	4
	DRIP	*	*	*	*	*	*	*	*	*	*	*	*	*	*	*	*	*	*	*	*	*	*	*	*	*	*	*	*	*	*	*
X3	3.5ha VINES	4	4	4	4	4	4	4	4	4	4	4	4	4	4	4	4	4	4	4	4	4	4	4	4	4	4	4	4	4	4	4
	DRIP	*	*	*	*	*	*	*	*	*	*	*	*	*	*	*	*	*	*	*	*	*	*	*	*	*	*	*	*	*	*	*
X4	3.6ha VINES	4	4	4	4	4	4	4	4	4	4	4	4	4	4	4	4	4	4	4	4	4	4	4	4	4	4	4	4	4	4	4
	DRIP	*	*	*	*	*	*	*	*	*	*	*	*	*	*	*	*	*	*	*	*	*	*	*	*	*	*	*	*	*	*	*
X5	3.5ha APRICOT	4	4	4	4	4	4	4	4	4	4	4	4	4	4	4	4	4	4	4	4	4	4	4	4	4	4	4	4	4	4	4
	DRIP	*	*	*	*	*	*	*	*	*	*	*	*	*	*	*	*	*	*	*	*	*	*	*	*	*	*	*	*	*	*	*
X6	0.9ha VINES	4	4	4	4	4	4	4	4	4	4	4	4	4	4	4	4	4	4	4	4	4	4	4	4	4	4	4	4	4	4	4
	DRIP	*	*	*	*	*	*	*	*	*	*	*	*	*	*	*	*	*	*	*	*	*	*	*	*	*	*	*	*	*	*	*
X7	1.1ha VINES	4	4	4	4	4	4	4	4	4	4	4	4	4	4	4	4	4	4	4	4	4	4	4	4	4	4	4	4	4	4	4
	DRIP	*	*	*	*	*	*	*	*	*	*	*	*	*	*	*	*	*	*	*	*	*	*	*	*	*	*	*	*	*	*	*
X8	2.2ha VINES	4	4	4	4	4	4	4	4	4	4	4	4	4	4	4	4	4	4	4	4	4	4	4	4	4	4	4	4	4	4	4
	DRIP	*	*	*	*	*	*	*	*	*	*	*	*	*	*	*	*	*	*	*	*	*	*	*	*	*	*	*	*	*	*	*
X9	1.1ha VINES	4	4	4	4	4	4	4	4	4	4	4	4	4	4	4	4	4	4	4	4	4	4	4	4	4	4	4	4	4	4	4
	DRIP	*	*	*	*	*	*	*	*	*	*	*	*	*	*	*	*	*	*	*	*	*	*	*	*	*	*	*	*	*	*	*
X10	2.5ha VINES	4	4	4	4	4	4	4	4	4	4	4	4	4	4	4	4	4	4	4	4	4	4	4	4	4	4	4	4	4	4	4
	DRIP	*	*	*	*	*	*	*	*	*	*	*	*	*	*	*	*	*	*	*	*	*	*	*	*	*	*	*	*	*	*	*
X11	2.9ha VINES	4	4	4	4	4	4	4	4	4	4	4	4	4	4	4	4	4	4	4	4	4	4	4	4	4	4	4	4	4	4	4
	DRIP	*	*	*	*	*	*	*	*	*	*	*	*	*	*	*	*	*	*	*	*	*	*	*	*	*	*	*	*	*	*	*
	TOT. IRRI.	0	0	0	0	0	0	0	0	0	0	0	0	0	0	0	0	0	0	0	0	0	0	0	0	0	0	0	0	0	0	0
Y1	2.0ha VINES								8		8		8				8		8		8			8		8		8		8		
	DRIP								*		*		*				*		*		*			*		*		*		*		
Y2	1.8ha VINES								8		8		8																			
	DRIP								*		*		*																			
Y3	2.1ha VINES	6		5		5			4					8			4		5		5			5		4		4		4		
	DRIP	*		*		*			*					*			*		*		*			*		*		*		*		
Y4	1.9ha VINES	4		4		4			4		4		4				4		4		4		4		4		4			4		4
	DRIP	*		*		*			*		*		*				*		*		*		*		*		*			*		*
Y5	0.5ha GRAZING						2							2							2										2	
	SPRINKLER						*							*							*										*	

IRRIGATION MARCH First entry = Hours Second entry = Cubic meters

	DATE	1	2	3	4	5	6	7	8	9	10	11	12	13	14	15	16	17	18	19	20	21	22	23	24	25	26	27	28	29	30	31
Y6	0.2ha TOMATOE																															
	DRIP																															
Y7	0.5ha VINES			5		4							10			5		5		5			5		5		5			5		
	DRIP			*		*							*			*		*		*			*		*		*			*		
Y8	0.7ha APRICOT		8	8		6			8		8		6			7		7		7			7		7		7			7		
	DRIP		*	*		*			*		*		*			*		*		*			*		*		*			*		
Y9	0.9ha VINES			5		4							10			5		5		5			5		5		5			5		
	DRIP			*		*							*			*		*		*			*		*		*			*		
Y10	1.2ha APRICOT		8	8		6			8		8		6			7		7		7			7		7		7			7		
	DRIP		*	*		*			*		*		*			*		*		*			*		*		*			*		
Y11	1.6ha VINES			5		4							10			5		5		5			5		5		5			5		
	DRIP			*		*							*			*		*		*			*		*		*			*		
Y12	1.2ha VINES			5		4							10			5		5		5			5		5		5			5		
	DRIP			*		*							*			*		*		*			*		*		*			*		
Y13	1.3ha VINES			5		4							10			5		5		5			5		5		5			5		
	DRIP			*		*							*			*		*		*			*		*		*			*		
Y14	2.1ha VINES	5					5			4		4					4				4		4					4				4
	MICRO	*					*			*		*					*				*		*					*				*
Y15	0.6ha VINES			5		4							10			5		5		5			5		5		5			5		
	DRIP			*		*							*			*		*		*			*		*		*			*		
Y16	1.0ha VINES			5		4							10			5		5		5			5		5		5			5		
	DRIP			*		*							*			*		*		*			*		*		*			*		
Y17	2.6ha APRICOT		8	8		6			8		8		6			7		7		7			7		7		7			7		
	DRIP		*	*		*			*		*		*			*		*		*			*		*		*			*		
Y18	1.6ha VINES	10		10	10		6			8	8			8			8				8				10			8			8	
	DRIP	*		*	*		*			*	*			*			*				*				*			*			*	
Y19	1.7ha TOMATOE	10				10					10										10											
	DRIP	*				*					*										*											
Y20	1.5ha VINES		10		10		6		8		8		8			8			8	8							10			10		
	DRIP		*		*		*		*		*		*			*			*	*							*			*		
Y21	1.6ha VINES		10		10		6		8		8		8			8			8	8							10			10		
	DRIP		*		*		*		*		*		*			*			*	*							*			*		
Y22	1.4ha VINES		10		10		6		8		8		8			8			8	8							10			10		
	DRIP		*		*		*		*		*		*			*			*	*							*			*		
Y23	2.4ha TOMATOE	10		10		10		10		4		8		8		10					10		7		6		5		3		3	6
	DRIP	*		*		*		*		*		*		*		*					*		*		*		*		*		*	*
Y24	2.2ha VINES		8		7		8		7		10		8		7		8			10		8		8		8		8		8		
	DRIP		*		*		*		*		*		*		*		*			*		*		*		*		*		*		
Y25	2.52ha VINES		10		10		6		8		8		8			8			8	8							10			10		
	DRIP		*		*		*		*		*		*			*			*	*							*			*		
Y26	1.8ha VINES		10		10		6		8		8		8			8			8	8							10			10		
	DRIP		*		*		*		*		*		*			*			*	*							*			*		
Y27	1.5ha VINES		10		10		6		8		8		8			8			8	8							10			10		
	DRIP		*		*		*		*		*		*			*			*	*							*			*		
Y28	1.6ha VINES	6			5		5		5		5		5		5		5					8		5		5		4			4	
	DRIP	*			*		*		*		*		*		*		*					*		*		*		*			*	
Y29	2.1ha VINES	10			10		10		10		10				10				10					10		10		10			10	
	DRIP	*			*		*		*		*				*				*					*		*		*			*	
Y30	1.4ha VINES		8		7		8		7		10		8		7		8			10		8		8		8		8			8	
	DRIP		*		*		*		*		*		*		*		*			*		*		*		*		*			*	
Y31	1.0ha TOMATOE	8		8		7		8		8		8		8		8			7		8		8		8		7		8		8	
	DRIP	*		*		*		*		*		*		*		*			*		*		*		*		*		*		*	
Y32	1.4ha VINES	10		10	10		6			8	8			8			8				8				10			8			8	
	DRIP	*		*	*		*			*	*			*			*				*				*			*			*	
Y33	1.7ha VINES	10		10	10		6			8	8			8			8				8				10			8			8	

IRRIGATION MARCH First entry = Hours Second entry = Cubic meters

	DATE	1	2	3	4	5	6	7	8	9	10	11	12	13	14	15	16	17	18	19	20	21	22	23	24	25	26	27	28	29	30	31
	DRIP	*		*	*		*			*	*			*			*				*				*			*			*	
Y34	1.2ha VINES	4		4		4				3		3		3				4	3		3			3		3					2	
	DRIP	*		*		*				*		*		*				*	*		*			*		*					*	
Y35	1.2ha VINES	4		4		4				3		3		3				4	3		3			3		3					2	
	DRIP	*		*		*				*		*		*				*	*		*			*		*					*	
Y36	1.2ha VINES	10			10		10		10		10				10				10					10		10		10		10		
	DRIP	*			*		*		*		*				*				*					*		*		*		*		
Y37	1.5ha VINES	10			10		10		10		10				10				10					10		10		10		10		
	DRIP	*			*		*		*		*				*				*					*		*		*		*		
Y38	0.3ha TOMATOE	4		4		4		4		4		4		4		4			4		4		4		4		4		5		5	
	DRIP	*		*		*		*		*		*		*		*			*		*		*		*		*		*		*	
Y39	1.1ha VINES	6			5		5		5		5		5		5		5					8		5		5		4		4		
	DRIP	*			*		*		*		*		*		*		*					*		*		*		*		*		
Y40	0.5ha PEACHES		8		4			6		2		8		6		6	8						6		4		6	5				
	MICRO		*		*			*		*		*		*		*	*						*		*		*	*				
Y41	1.4ha VINES	5					5			4		4					4				4		4					4				4
	MICRO	*					*			*		*					*				*		*					*				*
Y42	1.8ha VINES	5					5			4		4					4				4		4					4				4
	MICRO	*					*			*		*					*				*		*					*				*
Y43	2.1ha VINES	5					5			4		4					4				4		4					4				4
	MICRO	*					*			*		*					*				*		*					*				*
Y44	1.3ha VINES		5				5			4		4					4				4			4				4				4
	MICRO		*				*			*		*					*				*			*				*				*
Y45	1.1ha VINES		5				5			4		4					4				4			4				4				4
	MICRO		*				*			*		*					*				*			*				*				*
SUB TOTAL IRRI.		0	0	0	0	0	0	0	0	0	0	0	0	0	0	0	0	0	0	0	0	0	0	0	0	0	0	0	0	0	0	0
TOTAL IRRI.		0	0	0	0	0	0	0	0	0	0	0	0	0	0	0	0	0	0	0	0	0	0	0	0	0	0	0	0	0	0	0
TOTAL STUDY AREA IRRIGATION *		8188	14990	15078	26733	19727	29584	14634	15448	33207	19039	12614	18646	16715	26094	8539	17861	13323	12092	29837	18832	10672	18596	16724	25955	14233	20240	20548	15593	24474	17645	13368

* EXCLUDED ARE FARMS C.E.H.K.P.T.

IRRIGATION APRIL First entry = Hours Second entry = Cubic meters

BL. NO.	DATE	1	2	3	4	5	6	7	8	9	10	11	12	13	14	15	16	17	18	19	20	21	22	23	24	25	26	27	28	29	30
	EVAP.	6	6	5	5	6	5	5	5	5	3	5	5	7	1	2	4	3	3	1	3	3	2	3	3	3	3	4	2	4	3
	RAIN	0	0	0	0	0	0	0	0	0	0	0	0	3	31	1	0	0	0	36	0	0	23	0	0	0	0	0	0	0	0
A1	4.2ha VINES								12	12									*												
	SPRINKLER								1920	1920									100												
A2	5.0ha VINES	12	12								12	12	12							*											
	SPRINKLER	1524	1524								1524	1524	1524							100											
A3	4.3ha VINES			12	12	12								12	12	12					*										
	SPRINKLER			1310	1310	1310								1310	1310	1310					100										
A4	1.3ha VINES						12	12									12	12				*									
	SPRINKLER						594	594									594	594				100									
A5	2.7ha VINES		9		9			9		9		9			9		9		9			*									
	DRIP		103		103			103		103		103			103		103		103			100									
A6	8.4ha APRICOT		9		9			9		9		9			9		9		9			*									
	DRIP		319		319			319		319		319			319		319		319			100									
A7	4.3ha VINES		9		9			9		9		9			9		9		9			*									
	DRIP		164		164			164		164		164			164		164		164			100									
A8	5.2ha VINES	9		9			9		9		9			9		9		9					*								
	DRIP	428		428			428		428		428			428		428		428					100								
A9	12.2ha GRAIN																														
	SPRINKLER																														
A10	1.9ha VINES	5		5			5		5		5			5		5		5					*								
	DRIP	137		137			137		137		137			137		137		137					100								
A11	1.9ha VINES	9		9			9		9		9			9		9		9						*							
	DRIP	157		157			157		157		157			157		157		157						100							
A12	1.1ha VINES	5		5			5		5		5			5		5		5						*							
	DRIP	80		80			80		80		80			80		80		80						100							
A13	5.3ha VINES	*		*			*		*		*			*		*		*						*							
	DRIP	422		422			422		422		422			422		422		422						100							
A14	3.5ha VINES	*		*			*		*		*			*		*		*						*							
	DRIP	278		278			278		278		278			278		278		278						100							
A15	1.5ha VINES	5		5			5		5		5			5		5		5						*							
	DRIP	108		108			108		108		108			108		108		108						100							
A16	1.5ha VINES		*		*			*		*		*			*		*		*						*						
	DRIP		220		220			220		220		220			220		220		220						100						
A17	1.7ha VINES	*		*			*		*		*			*		*		*						*							
	DRIP	440		440			440		440		440			440		440		440						100							
A18	5.0ha VINES		*		*			*		*		*			*		*		*						*						
	DRIP		220		220			220		220		220			220		220		220						100						
A19	3.8ha VINES		*		*			*		*		*			*		*		*						*						
	DRIP		220		220			220		220		220			220		220		220						100						
A20	1.8ha VINES			*				*				*				*						*									
	MICRO			350				350				350				350						100									
A21	5.6ha VINES	*		*			*		*		*			*		*		*						*							
	DRIP	440		440			440		440		440			440		440		440						100							
A22	17.1ha MAIZE			*					*					*																	
	MECHANICAL			5985					5985					5985																	
A23	8.7ha MAIZE			*					*					*																	
	MECHANICAL			3045					3045					3045																	
A24	3.2ha PEACHES							*																*							
	FLOOD							1256																*							
A25	5.8ha PEACHES							*																*							
	FLOOD							2276																*							
A26	7.9ha LUCERNE			*					*					*																	
	MECHANICAL			2765					2765					2765																	

IRRIGATION APRIL First entry = Hours Second entry = Cubic meters

	DATE	1	2	3	4	5	6	7	8	9	10	11	12	13	14	15	16	17	18	19	20	21	22	23	24	25	26	27	28	29	30
A27	9.6ha LUCERNE			12							12																				
	SPRINKLER			3360							3360																				
A28	4.7ha PEACHES							*																*							
	FLOOD							1844																*							
A29	3.9ha PEACHES							*																*							
	FLOOD							1530																*							
	TOT. IRRI.	4014	2770	19305	2556	1310	3084	9096	16205	3166	7374	3120	1524	15595	2556	4150	1840	3084	1346	100	100	500	200	700	300	0	0	0	0	0	0
B1	2.1ha APRICOT		*		*		*			*		*																			
	DRIP		50		50		40			40		40																			
B2	6.3ha VINES	*		*		*	*		*		*	*	*	*																	
	DRIP	300		200		200	240		300		300	300	200	240																	
B3	6.3ha VINES	*		*		*	*		*		*	*	*	*																	
	DRIP	300		200		200	240		300		300	300	200	240																	
B4	6.5ha VINES	*		*		*	*		*		*	*	*	*																	
	DRIP	300		200		200	240		300		300	300	200	240																	
B5	8.0ha APRICOT		*		*	*	*			*			*																		
	DRIP		140		140	100	100			140			120																		
B6	1.1ha VINES	*			*				*			*																			
	MICRO	90			100				90			100																			
B7	2.6ha VINES	*			*				*			*																			
	MICRO	100			200				200			200																			
B8	0.5ha APRICOT	*			*				*			*																			
	MICRO	35			40				40			50																			
B9	2.7ha VINES	1	2		2		2		2	1	2		2	2																	
	DRIP	*	*		*		*		*	*	*		*	*																	
B10	3.3ha APRICOT	4	4	2	4		4	3	3	3	4		3	4																	
	DRIP	*	*	*	*		*	*	*	*	*		*	*																	
B11	3.0ha VINES	*			*				*			*																			
	MICRO	160			320				240			240																			
B12	1.0ha VINES	1	2		2	1				1		2	1	2																	
	DRIP	*	*		*	*				*		*	*	*																	
B13	2.7ha VINES	1	2		2	1			2	1	2	2	1	2																	
	DRIP	*	*		*	*			*	*	*	*	*	*																	
B14	1.5ha VINES	1	2		2				2	1	2	2	1	2																	
	DRIP	*	*		*				*	*	*	*	*	*																	
B15	2.3ha APRICOT	3	3		3			2		2	3	2	2	3																	
	DRIP	*	*		*			*		*	*	*	*	*																	
B16	3.7ha VINES	3	3		3	3			3	2			2	4																	
	DRIP	*	*		*	*			*	*			*	*																	
B17	5.6ha LUCERNE																														
	SPRINKLER																														
B18	2.1ha VINES																														
	SPRINKLER																														
B19	3.4ha VINES																														
	SPRINKLER																														
B20	2.9ha VINES																														
	SPRINKLER																														
B21	2.2ha VINES																														
	SPRINKLER																														
B22	3.3ha LUCERNE																														
	SPRINKLER																														
B23	7.0ha VINES	5			4		6	4	3	2	4	4		2																	
	DRIP	*			*		*	*	*	*	*	*		*																	

IRRIGATION APRIL First entry = Hours Second entry = Cubic meters

	DATE	1	2	3	4	5	6	7	8	9	10	11	12	13	14	15	16	17	18	19	20	21	22	23	24	25	26	27	28	29	30
B24	1.5ha PEACHES	4			1		4	1	1	1	2	2		1																	
	SPRINKLER	*			*		*	*	*	*	*	*		*																	
B25	1.8ha VINES																														
	SPRINKLER																														
B26	3.6ha PEACHES																														
	DRIP																														
B27	5.9ha VINES																														
	SPRINKLER																														
B28	3.3ha LUCERNE																														
	SPRINKLER																														
B29	1.9ha VINES																														
	SPRINKLER																														
	TOT. IRRI.	1285	190	600	850	700	860	0	1470	180	900	1530	720	720	0	0	0	0	0	0	0	0	0	0	0	0	0	0	0	0	0
D1	1.1ha LUCERNE				3								3								3										
	SPRINKLER				*								*								*										
D2	1.0ha LUCERNE					3								3								3									
	SPRINKLER					*								*								*									
D3	1.1ha LUCERNE						3								3								3								
	SPRINKLER						*								*								*								
D4	2.7ha LUCERNE							3	3							3	3							3	3						
	SPRINKLER							*	*							*	*							*	*						
D5	2.1ha LUCERNE				3				3				3				3				3				3						
	SPRINKLER				*				*				*				*				*				*						
D6	3.5ha LUCERNE	3	3			3	3			3	3			3	3			3	3			3	3								
	SPRINKLER	*	*			*	*			*	*			*	*			*	*			*	*								
D7	1.5ha LUCERNE			3				3				3				3				3				3							
	SPRINKLER			*				*				*				*				*				*							
D8	3.1ha GRAZING					10														10											
	SPRINKLER					*														*											
D9	0.9ha LUCERNE				3								3								3										
	SPRINKLER				*								*								*										
D10	1.3ha LUCERNE					3								3								3									
	SPRINKLER					*								*								*									
D11	1.3ha LUCERNE						3								3								3								
	SPRINKLER						*								*								*								
D12	0.5ha LUCERNE						3								3								3								
	SPRINKLER						*								*								*								
D13	0.6ha LUCERNE							3								3								3							
	SPRINKLER							*								*								*							
D14	0.6ha LUCERNE							3								3								3							
	SPRINKLER							*								*								*							
D15	0.6ha LUCERNE								3								3								3						
	SPRINKLER								*								*								*						
D16	0.6ha LUCERNE								3								3								3						
	SPRINKLER								*								*								*						
D17	4.5ha LUCERNE						10														10										
	SPRINKLER						*														*										
	TOT. IRRI.	0	0	0	0	0	0	0	0	0	0	0	0	0	0	0	0	0	0	0	0	0	0	0	0	0	0	0	0	0	0
F1	2.0ha APRICOT	4	4					4	4	4							4														
	DRIP	136	136					136	136	136							136														
F2	2.0ha VINES	4	4					4	4	4							4														

IRRIGATION APRIL First entry = Hours Second entry = Cubic meters

	DATE	1	2	3	4	5	6	7	8	9	10	11	12	13	14	15	16	17	18	19	20	21	22	23	24	25	26	27	28	29	30
	DRIP	120	120					120	120	120							120														
F3	1.9ha VINES	4	4					4	4	4							4														
	DRIP	106	106					106	106	106							106														
F4	1.7ha VINES	4	4					4	4	4							4														
	DRIP	82	82					82	82	82							82														
F5	5.3ha VINES	4						4																							
	MICRO	3519						3519																							
F6	1.5ha VINES		5						5																						
	DRIP		150						150																						
F7	0.9ha VINES	4						4																							
	MICRO	119						119																							
F8	1.9ha VINES	4	4					4	4	4							4														
	DRIP	106	106					106	106	106							106														
F9	2.2ha PEACHES	4	4					4	4	4							4														
	DRIP	141	141					141	141	141							141														
F10	1.3ha VINES	4	4					4	4	4							4														
	DRIP	50	50					50	50	50							50														
F11	2.9ha VINES	4	4					4	4	4							4														
	DRIP	232	232					232	232	232							232														
F12	2.7ha VINES	4	4					4	4	4							4														
	DRIP	205	205					205	205	205							205														
F13	2.8ha VINES	4	4					4	4	4							4														
	DRIP	202	202					202	202	202							202														
	TOT. IRRI.	4898	1410	0	0	0	0	4898	1410	1260	0	0	0	0	0	0	1260	0	0	0	0	0	0	0	0	0	0	0	0	0	0
G1	0.2ha NURSERY																														
	MICRO																														
G2	0.1ha VINES																														
	MICRO																														
G3	1.2ha VINES																														
	MICRO																														
G4	1.0ha APRICOT																														
	MICRO																														
G5	0.2ha VINES																														
	MICRO																														
G6	0.3ha TOMATOE																														
	DRIP																														
G7	1.3ha VINES																														
	MICRO																														
G8	0.8ha VINES																														
	MICRO																														
G9	0.5ha TOMATOE																														
	DRIP																														
G10	1.6ha VINES																														
	MICRO																														
G11	0.4ha VINES																														
	DRIP																														
G12	0.2ha TOMATOE																														
	DRIP																														
G13	0.6ha FALLOW																														
	DRIP																														
G14	0.6ha VINES																														
	DRIP																														
G15	0.5ha TOMATOE																														

IRRIGATION APRIL First entry = Hours Second entry = Cubic meters

	DATE	1	2	3	4	5	6	7	8	9	10	11	12	13	14	15	16	17	18	19	20	21	22	23	24	25	26	27	28	29	30
	DRIP																														
G16	0.7ha VINES																														
	DRIP																														
G17	0.7ha VINES																														
	DRIP																														
	TOT. IRRI.	0	0	0	0	0	0	0	0	0	0	0	0	0	0	0	0	0	0	0	0	0	0	0	0	0	0	0	0	0	0
J1	0.8ha VINES	*	*	*	*	*	*	*	*	*	*	*	*	*	*	*	*	*	*	*	*	*	*	*	*						
	DRIP	12	12	12	12	12	12	12	12	12	12	12	12	12	12	12	12	12	12	12	12	12	12	12	12						
J2	2.6ha VINES	*	*	*	*	*	*	*	*	*	*	*	*	*	*	*	*	*	*	*	*	*	*	*	*						
	DRIP	39	39	39	39	39	39	39	39	39	39	39	39	39	39	39	39	39	39	39	39	39	39	39	39						
J3	3.2ha VINES	*	*	*	*	*	*	*	*	*	*	*	*	*	*	*	*	*	*	*	*	*	*	*	*						
	DRIP	48	48	48	48	48	48	48	48	48	48	48	48	48	48	48	48	48	48	48	48	48	48	48	48						
J4	1.9ha APRICOT																														
	DRIP																														
J5	6.1ha VINES	*	*	*	*	*	*	*	*	*	*	*	*	*	*	*	*	*	*	*	*	*	*	*	*						
	DRIP	92	92	92	92	92	92	92	92	92	92	92	92	92	92	92	92	92	92	92	92	92	92	92	92						
J6	1.9ha APRICOT																														
	DRIP																														
J7	0.3ha VINES	*	*	*	*	*	*	*	*	*	*	*	*	*	*	*	*	*	*	*	*	*	*	*	*						
	DRIP	5	5	5	5	5	5	5	5	5	5	5	5	5	5	5	5	5	5	5	5	5	5	5	5						
J8	0.4ha VINES	*	*	*	*	*	*	*	*	*	*	*	*	*	*	*	*	*	*	*	*	*	*	*	*						
	DRIP	6	6	6	6	6	6	6	6	6	6	6	6	6	6	6	6	6	6	6	6	6	6	6	6						
J9	1.0ha VINES	*	*	*	*	*	*	*	*	*	*	*	*	*	*	*	*	*	*	*	*	*	*	*	*						
	DRIP	15	15	15	15	15	15	15	15	15	15	15	15	15	15	15	15	15	15	15	15	15	15	15	15						
J10	0.6ha VINES	*	*	*	*	*	*	*	*	*	*	*	*	*	*	*	*	*	*	*	*	*	*	*	*						
	DRIP	9	9	9	9	9	9	9	9	9	9	9	9	9	9	9	9	9	9	9	9	9	9	9	9						
J11	0.7ha VINES	*	*	*	*	*	*	*	*	*	*	*	*	*	*	*	*	*	*	*	*	*	*	*	*						
	DRIP	11	11	11	11	11	11	11	11	11	11	11	11	11	11	11	11	11	11	11	11	11	11	11	11						
J12	1.2ha VINES	*	*	*	*	*	*	*	*	*	*	*	*	*	*	*	*	*	*	*	*	*	*	*	*						
	DRIP	18	18	18	18	18	18	18	18	18	18	18	18	18	18	18	18	18	18	18	18	18	18	18	18						
J13	4.7ha VINES	*	*	*	*	*	*	*	*	*	*	*	*	*	*	*	*	*	*	*	*	*	*	*	*						
	DRIP	71	71	71	71	71	71	71	71	71	71	71	71	71	71	71	71	71	71	71	71	71	71	71	71						
J14	2.0ha VINES	*	*	*	*	*	*	*	*	*	*	*	*	*	*	*	*	*	*	*	*	*	*	*	*						
	DRIP	30	30	30	30	30	30	30	30	30	30	30	30	30	30	30	30	30	30	30	30	30	30	30	30						
J15	1.1ha VINES	*	*	*	*	*	*	*	*	*	*	*	*	*	*	*	*	*	*	*	*	*	*	*	*						
	DRIP	16	16	16	16	16	16	16	16	16	16	16	16	16	16	16	16	16	16	16	16	16	16	16	16						
J16	1.5ha VINES	*	*	*	*	*	*	*	*	*	*	*	*	*	*	*	*	*	*	*	*	*	*	*	*						
	DRIP	22	22	22	22	22	22	22	22	22	22	22	22	22	22	22	22	22	22	22	22	22	22	22	22						
J17	1.6ha VINES	*	*	*	*	*	*	*	*	*	*	*	*	*	*	*	*	*	*	*	*	*	*	*	*						
	DRIP	24	24	24	24	24	24	24	24	24	24	24	24	24	24	24	24	24	24	24	24	24	24	24	24						
J18	1.1ha VINES	*	*	*	*	*	*	*	*	*	*	*	*	*	*	*	*	*	*	*	*	*	*	*	*						
	DRIP	16	16	16	16	16	16	16	16	16	16	16	16	16	16	16	16	16	16	16	16	16	16	16	16						
J19	1.7ha VINES	*	*	*	*	*	*	*	*	*	*	*	*	*	*	*	*	*	*	*	*	*	*	*	*						
	DRIP	26	26	26	26	26	26	26	26	26	26	26	26	26	26	26	26	26	26	26	26	26	26	26	26						
J20	1.1ha VINES	*	*	*	*	*	*	*	*	*	*	*	*	*	*	*	*	*	*	*	*	*	*	*	*						
	DRIP	16	16	16	16	16	16	16	16	16	16	16	16	16	16	16	16	16	16	16	16	16	16	16	16						
J21	1.5ha VINES	*	*	*	*	*	*	*	*	*	*	*	*	*	*	*	*	*	*	*	*	*	*	*	*						
	DRIP	22	22	22	22	22	22	22	22	22	22	22	22	22	22	22	22	22	22	22	22	22	22	22	22						
J22	1.4ha VINES	*	*	*	*	*	*	*	*	*	*	*	*	*	*	*	*	*	*	*	*	*	*	*	*						
	DRIP	21	21	21	21	21	21	21	21	21	21	21	21	21	21	21	21	21	21	21	21	21	21	21	21						
J23	3.1ha VINES	*	*	*	*	*	*	*	*	*	*	*	*	*	*	*	*	*	*	*	*	*	*	*	*						
	DRIP	46	46	46	46	46	46	46	46	46	46	46	46	46	46	46	46	46	46	46	46	46	46	46	46						
J24	2.4ha VINES	*	*	*	*	*	*	*	*	*	*	*	*	*	*	*	*	*	*	*	*	*	*	*	*						

IRRIGATION APRIL First entry = Hours Second entry = Cubic meters

	DATE	1	2	3	4	5	6	7	8	9	10	11	12	13	14	15	16	17	18	19	20	21	22	23	24	25	26	27	28	29	30
	DRIP	36	36	36	36	36	36	36	36	36	36	36	36	36	36	36	36	36	36	36	36	36	36	36	36						
J25	3.2ha VINES	*	*	*	*	*	*	*	*	*	*	*	*	*	*	*	*	*	*	*	*	*	*	*	*						
	DRIP	48	48	48	48	48	48	48	48	48	48	48	48	48	48	48	48	48	48	48	48	48	48	48	48						
J26	2.6ha VINES	*	*	*	*	*	*	*	*	*	*	*	*	*	*	*	*	*	*	*	*	*	*	*	*						
	DRIP	39	39	39	39	39	39	39	39	39	39	39	39	39	39	39	39	39	39	39	39	39	39	39	39						
J27	1.5ha VINES	*	*	*	*	*	*	*	*	*	*	*	*	*	*	*	*	*	*	*	*	*	*	*	*						
	DRIP	22	22	22	22	22	22	22	22	22	22	22	22	22	22	22	22	22	22	22	22	22	22	22	22						
J28	2.3ha VINES	*	*	*	*	*	*	*	*	*	*	*	*	*	*	*	*	*	*	*	*	*	*	*	*						
	DRIP	34	34	34	34	34	34	34	34	34	34	34	34	34	34	34	34	34	34	34	34	34	34	34	34						
J29	0.6ha VINES	*	*	*	*	*	*	*	*	*	*	*	*	*	*	*	*	*	*	*	*	*	*	*	*						
	DRIP	9	9	9	9	9	9	9	9	9	9	9	9	9	9	9	9	9	9	9	9	9	9	9	9						
J30	0.9ha VINES	*	*	*	*	*	*	*	*	*	*	*	*	*	*	*	*	*	*	*	*	*	*	*	*						
	DRIP	13	13	13	13	13	13	13	13	13	13	13	13	13	13	13	13	13	13	13	13	13	13	13	13						
J31	1.6ha VINES	*	*	*	*	*	*	*	*	*	*	*	*	*	*	*	*	*	*	*	*	*	*	*	*						
	DRIP	24	24	24	24	24	24	24	24	24	24	24	24	24	24	24	24	24	24	24	24	24	24	24	24						
J32	2.9ha VINES	*	*	*	*	*	*	*	*	*	*	*	*	*	*	*	*	*	*	*	*	*	*	*	*						
	DRIP	43	43	43	43	43	43	43	43	43	43	43	43	43	43	43	43	43	43	43	43	43	43	43	43						
J33	2.3ha VINES	*	*	*	*	*	*	*	*	*	*	*	*	*	*	*	*	*	*	*	*	*	*	*	*						
	DRIP	34	34	34	34	34	34	34	34	34	34	34	34	34	34	34	34	34	34	34	34	34	34	34	34						
J34	1.1ha GRAZING	*	*	*	*	*	*	*	*	*	*	*	*	*	*	*	*	*	*	*	*	*	*	*	*						
	SPRINKLER	*	*	*	*	*	*	*	*	*	*	*	*	*	*	*	*	*	*	*	*	*	*	*	*						
J35	1.3ha VINES	*	*	*	*	*	*	*	*	*	*	*	*	*	*	*	*	*	*	*	*	*	*	*	*						
	DRIP	19	19	19	19	19	19	19	19	19	19	19	19	19	19	19	19	19	19	19	19	19	19	19	19						
J36	0.6ha VINES	*	*	*	*	*	*	*	*	*	*	*	*	*	*	*	*	*	*	*	*	*	*	*	*						
	DRIP	9	9	9	9	9	9	9	9	9	9	9	9	9	9	9	9	9	9	9	9	9	9	9	9						
J37	2.5ha PEACHES	*	*	*	*	*	*	*	*	*	*	*	*	*	*	*	*	*	*	*	*	*	*	*	*						
	DRIP	62	62	62	62	62	62	62	62	62	62	62	62	62	62	62	62	62	62	62	62	62	62	62	62						
J38	1.7ha VINES	*	*	*	*	*	*	*	*	*	*	*	*	*	*	*	*	*	*	*	*	*	*	*	*						
	DRIP	25	25	25	25	25	25	25	25	25	25	25	25	25	25	25	25	25	25	25	25	25	25	25	25						
J39	1.0ha VINES	*	*	*	*	*	*	*	*	*	*	*	*	*	*	*	*	*	*	*	*	*	*	*	*						
	DRIP	15	15	15	15	15	15	15	15	15	15	15	15	15	15	15	15	15	15	15	15	15	15	15	15						
J40	1.2ha VINES	*	*	*	*	*	*	*	*	*	*	*	*	*	*	*	*	*	*	*	*	*	*	*	*						
	DRIP	18	18	18	18	18	18	18	18	18	18	18	18	18	18	18	18	18	18	18	18	18	18	18	18						
J41	2.0ha PEACHES	*	*	*	*	*	*	*	*	*	*	*	*	*	*	*	*	*	*	*	*	*	*	*	*						
	DRIP	50	50	50	50	50	50	50	50	50	50	50	50	50	50	50	50	50	50	50	50	50	50	50	50						
J42	1.0ha PEACHES	*	*	*	*	*	*	*	*	*	*	*	*	*	*	*	*	*	*	*	*	*	*	*	*						
	DRIP	25	25	25	25	25	25	25	25	25	25	25	25	25	25	25	25	25	25	25	25	25	25	25	25						
J43	2.2ha PEACHES	*	*	*	*	*	*	*	*	*	*	*	*	*	*	*	*	*	*	*	*	*	*	*	*						
	DRIP	55	55	55	55	55	55	55	55	55	55	55	55	55	55	55	55	55	55	55	55	55	55	55	55						
J44	2.3ha VINES	*	*	*	*	*	*	*	*	*	*	*	*	*	*	*	*	*	*	*	*	*	*	*	*						
	DRIP	34	34	34	34	34	34	34	34	34	34	34	34	34	34	34	34	34	34	34	34	34	34	34	34						
J45	2.6ha VINES	*	*	*	*	*	*	*	*	*	*	*	*	*	*	*	*	*	*	*	*	*	*	*	*						
	DRIP	39	39	39	39	39	39	39	39	39	39	39	39	39	39	39	39	39	39	39	39	39	39	39	39						
J46	3.2ha VINES	*	*	*	*	*	*	*	*	*	*	*	*	*	*	*	*	*	*	*	*	*	*	*	*						
	DRIP	57	57	57	57	57	57	57	57	57	57	57	57	57	57	57	57	57	57	57	57	57	57	57	57						
J47	1.5ha VINES	*	*	*	*	*	*	*	*	*	*	*	*	*	*	*	*	*	*	*	*	*	*	*	*						
	DRIP	22	22	22	22	22	22	22	22	22	22	22	22	22	22	22	22	22	22	22	22	22	22	22	22						
J48	2.3ha VINES	*	*	*	*	*	*	*	*	*	*	*	*	*	*	*	*	*	*	*	*	*	*	*	*						
	DRIP	34	34	34	34	34	34	34	34	34	34	34	34	34	34	34	34	34	34	34	34	34	34	34	34						
J49	1.4ha APRICOT	*	*	*	*	*	*	*	*	*	*	*	*	*	*	*	*	*	*	*	*	*	*	*	*						
	DRIP	35	35	35	35	35	35	35	35	35	35	35	35	35	35	35	35	35	35	35	35	35	35	35	35						
J50	1.1ha VINES	*	*	*	*	*	*	*	*	*	*	*	*	*	*	*	*	*	*	*	*	*	*	*	*						
	DRIP	16	16	16	16	16	16	16	16	16	16	16	16	16	16	16	16	16	16	16	16	16	16	16	16						
J51	2.0ha VINES	*	*	*	*	*	*	*	*	*	*	*	*	*	*	*	*	*	*	*	*	*	*	*	*						
	DRIP	30	30	30	30	30	30	30	30	30	30	30	30	30	30	30	30	30	30	30	30	30	30	30	30						

IRRIGATION APRIL First entry = Hours Second entry = Cubic meters

	DATE	1	2	3	4	5	6	7	8	9	10	11	12	13	14	15	16	17	18	19	20	21	22	23	24	25	26	27	28	29	30
J52	4.8ha VINES	*	*	*	*	*	*	*	*	*	*	*	*	*	*	*	*	*	*	*	*	*	*	*	*						
	DRIP	72	72	72	72	72	72	72	72	72	72	72	72	72	72	72	72	72	72	72	72	72	72	72	72						
J53	0.8ha VINES	*	*	*	*	*	*	*	*	*	*	*	*	*	*	*	*	*	*	*	*	*	*	*	*						
	DRIP	12	12	12	12	12	12	12	12	12	12	12	12	12	12	12	12	12	12	12	12	12	12	12	12						
J54	3.2ha FALLOW	*	*	*	*	*	*	*	*	*	*	*	*	*	*	*	*	*	*	*	*	*	*	*	*						
	0.8ha VINES	*	*	*	*	*	*	*	*	*	*	*	*	*	*	*	*	*	*	*	*	*	*	*	*						
J55	0.8ha VINES	*	*	*	*	*	*	*	*	*	*	*	*	*	*	*	*	*	*	*	*	*	*	*	*						
	DRIP	12	12	12	12	12	12	12	12	12	12	12	12	12	12	12	12	12	12	12	12	12	12	12	12						
J56	2.4ha VINES	*	*	*	*	*	*	*	*	*	*	*	*	*	*	*	*	*	*	*	*	*	*	*	*						
	DRIP	36	36	36	36	36	36	36	36	36	36	36	36	36	36	36	36	36	36	36	36	36	36	36	36						
J57	2.6ha VINES	*	*	*	*	*	*	*	*	*	*	*	*	*	*	*	*	*	*	*	*	*	*	*	*						
	DRIP	39	39	39	39	39	39	39	39	39	39	39	39	39	39	39	39	39	39	39	39	39	39	39	39						
	SUB.TOT.IRRI.	1353	1353	1353	1353	1353	1353	1353	1353	1353	1353	1353	1353	1353	1353	1353	1353	1353	1353	1353	1353	1353	1353	1353	1353	0	0	0	0	0	0
	TOT. IRRI.	1570	1570	1570	1570	1570	1570	1570	1570	1570	1570	1570	1570	1570	1570	1570	1570	1570	1570	1570	1570	1570	1570	1570	1570	0	0	0	0	0	0
M1	2.0ha VINES	3		3				3					4																		
	DRIP	*		*				*					*																		
M2	0.8ha APRICOT	10																													
	FLOOD	*																													
M3	0.9ha VINES																														
	DRIP																														
M4	2.7ha VINES	3		3				3					4																		
	DRIP	*		*				*					*																		
M5	0.3ha GRAZING	4																													
	FLOOD	*																													
M6	0.7ha VINES																														
	DRIP																														
M7	1.7ha APRICOT	3		3				3					4																		
	FLOOD	*		*				*					*																		
M8	1.4ha PEACHES				10																										
	FLOOD				*																										
M9	1.4ha VINES	3		3				3					4																		
	DRIP	*		*				*					*																		
M10	1.0ha VINES	3		3				3					4																		
	DRIP	*		*				*					*																		
M11	1.0ha VINES	3		3				3			4																				
	DRIP	*		*				*			*																				
M12	1.6ha PEACHES	10																													
	FLOOD	*																													
M13	2.4ha PEACHES		10																												
	FLOOD		*																												
	TOT. IRRI.	0	0	0	0	0	0	0	0	0	0	0	0	0	0	0	0	0	0	0	0	0	0	0	0	0	0	0	0	0	0
01	0.6ha VINES											5																			
	SPRINKLER											*																			
02	1.7ha TOMATOE	8		8		6		7		6		6		6																	
	DRIP	*		*		*		*		*		*		*																	
03	0.5ha VINES											5																			
	SPRINKLER											*																			
04	1.4ha VINES	8		8			10			10			10																		
	DRIP	*		*			*			*			*																		
05	1.0ha VINES		8			8				10		10																			
	DRIP		*			*				*		*																			

IRRIGATION APRIL First entry = Hours Second entry = Cubic meters

	DATE	1	2	3	4	5	6	7	8	9	10	11	12	13	14	15	16	17	18	19	20	21	22	23	24	25	26	27	28	29	30
06	1.2ha VINES		8			8				10		10																			
	DRIP		*			*				*		*																			
07	1.0ha VINES		8			8				10		10																			
	DRIP		*			*				*		*																			
08	0.9ha APRICOT											5																			
	SPRINKLER											*																			
09	0.8ha VINES																														
	SPRINKLER																														
010	0.4ha VINES		8			8				10		10																			
	DRIP		*			*				*		*																			
011	2.21ha VINES	8		8			10			10			10																		
	DRIP	*		*			*			*			*																		
012	2.5ha VINES	8		8			10			10			10																		
	DRIP	*		*			*			*			*																		
013	2.0ha VINES	8		8				10			10			8																	
	DRIP	*		*				*			*			*																	
014	2.4ha VINES	8		8				10			10			8																	
	DRIP	*		*				*			*			*																	
015	0.4ha VINES		8			8				10		10																			
	DRIP		*			*				*		*																			
016	0.8ha TOMATOE	8			9		8			7		6	7		5																
	DRIP	*			*		*			*		*	*		*																
017	0.4ha VINES	8		8				10			10			8																	
	DRIP	*		*				*			*			*																	
018	0.7ha APRICOT	8			9		8			7		6	7		5																
	SPRINKLER	*			*		*			*		*	*		*																
019	0.7ha TOMATOE	8			9		8			7		6	7		5																
	DRIP	*			*		*			*		*	*		*																
020	0.7ha VINES	8		8				10			10			8																	
	DRIP	*		*				*			*			*																	
	TOT. IRRI.	0	0	0	0	0	0	0	0	0	0	0	0	0	0	0	0	0	0	0	0	0	0	0	0	0	0	0	0	0	0
Q1	0.7ha VINES		12						12									12													
	DRIP		*						*									*													
Q2	1.3ha VINES		12						12									12													
	DRIP		*						*									*													
Q3	1.0ha VINES		12						12									12													
	DRIP		*						*									*													
Q4	2.8ha VINES		12						12									12													
	DRIP		*						*									*													
Q5	1.2ha VINES		12						12									12													
	DRIP		*						*									*													
Q6	1.5ha VINES		12						12									12													
	DRIP		*						*									*													
Q7	0.6ha VINES	12						12									12														
	DRIP	*						*									*														
Q8	2.4ha VINES	12						12									12														
	DRIP	*						*									*														
Q9	1.2ha APRICOT	12				12											12				12										
	MICRO	*				*											*				*										
Q10	1.6ha VINES		12					12																							
	DRIP		*					*																							
Q11	1.2ha VINES			12				12							12																
	DRIP			*				*							*																

F133

IRRIGATION APRIL First entry = Hours Second entry = Cubic meters

	DATE	1	2	3	4	5	6	7	8	9	10	11	12	13	14	15	16	17	18	19	20	21	22	23	24	25	26	27	28	29	30
Q12	1.6ha VINES			12				12							12																
	DRIP			*				*							*																
Q13	2.2ha VINES	12						12							12																
	DRIP	*						*							*																
Q14	2.0ha VINES	12					12									12															
	DRIP	*					*									*															
Q15	2.5ha APRICOT	12					12									12															
	MICRO	*					*									*															
Q16	2.0ha APRICOT	12					12									12															
	MICRO	*					*									*															
Q17	2.3ha APRICOT	12					12									12															
	MICRO	*					*									*															
Q18	3.4ha VINES				24					24							24														
	DRIP				*					*							*														
Q19	2.0ha TOMATOE		12			12				12			12				12				12										
	DRIP		*			*				*			*				*				*										
Q20	0.9ha APRICOT	8			8			8			8						8			8											
	DRIP	*			*			*			*						*			*											
Q21	1.2ha APRICOT	8			8			8			8						8			8											
	DRIP	*			*			*			*						*			*											
Q22	0.3ha VINES	8			8			8			8						8			8											
	DRIP	*			*			*			*						*			*											
Q23	1.2ha VINES	8			8			8			8						8			8											
	DRIP	*			*			*			*						*			*											
Q24	1.5ha VINES	8			8			8			8						8			8											
	DRIP	*			*			*			*						*			*											
Q25	1.9ha VINES	8			8			8			8						8			8											
	DRIP	*			*			*			*						*			*											
Q26	1.3ha VINES	8			8			8			8						8			8											
	DRIP	*			*			*			*						*			*											
Q27	1.5ha TOMATOE		*							*							*														
	DRIP		300							300							300														
Q28	0.9ha VINES		8			8			8			8						8			8										
	DRIP		*			*			*			*						*			*										
Q29	1.1ha VINES		8			8			8			8						8			8										
	DRIP		*			*			*			*						*			*										
Q30	1.8ha VINES		8			8			8			8						8			8										
	DRIP		*			*			*			*						*			*										
Q31	2.8ha VINES		8			8			8			8						8			8										
	DRIP		*			*			*			*						*			*										
Q32	2.3ha VINES			8			8			8			8						8			8									
	DRIP			*			*			*			*						*			*									
Q33	1.3ha APRICOT		*								*																				
	DRIP		300								300																				
Q34	0.3ha VINES																														
	DRIP																														
Q35	2.9ha VINES			*								*																			
	DRIP			600								600																			
Q36	1.8ha APRICOT					*								*																	
	DRIP					350								350																	
Q37	1.3ha VINES		*								*																				
	DRIP		300								300																				
Q38	1.7ha APRICOT				*							*																			
	DRIP				350							350																			
Q39	0.8ha APRICOT				*							*																			

IRRIGATION APRIL First entry = Hours Second entry = Cubic meters

	DATE	1	2	3	4	5	6	7	8	9	10	11	12	13	14	15	16	17	18	19	20	21	22	23	24	25	26	27	28	29	30
	DRIP				250							250																			
Q40	0.9ha APRICOT				*							*																			
	DRIP				250							250																			
Q41	1.0ha GRAZING					*							*																		
	SPRINKLER					100							100																		
Q42	1.6ha VINES	*								*																					
	DRIP	300								300																					
Q43	1.7ha VINES	*				*				*				*																	
	DRIP	300				150				300				150																	
	TOT. IRRI.	600	900	600	850	600	0	0	0	900	600	1450	100	500	0	0	300	0	0	0	0	0	0	0	0	0	0	0	0	0	0
R1	1.9ha VINES									3	4									3											
	DRIP									*	*									*											
R2	2.4ha PEACHES										4									2	12										
	DRIP										*									*	*										
R3	1.6ha PEACHES				12			12		4	3									2			12								
	DRIP				*			*		*	*									*			*								
R4	2.7ha VINES											12					12	12		2				12							
	DRIP											*					*	*		*				*							
R5	1.9ha PEACHES			12			12			2	4									3											
	DRIP			*			*			*	*									*											
R6	2.1ha VINES	12	12			12					3											12									
	DRIP	*	*			*					*											*									
R7	3.0ha VINES									2	3		12		12					3											
	DRIP									*	*		*		*					*											
R8	2.9ha VINES									2				12																	
	DRIP									*				*																	
R9	1.5ha TOMATOE									2	3									3	12										
	DRIP									*	*									*	*										
R10	3.5ha TOMATOE				12			12		2													12	12							
	DRIP				*			*		*													*	*							
R11	3.5ha VINES									2	3									3											
	DRIP									*	*									*											
R12	2.3ha PEACHES			6			6				2																				
	DRIP			*			*				*																				
R13	2.0ha VINES	12	6							2										3											
	DRIP	*	*							*										*											
R14	1.9ha PEACHES					12					2	12																			
	MICRO					*					*	*																			
R15	2.9ha VINES									2			12		12					3											
	FLOOD									*			*		*					*											
R16	3.5ha VINES										2						12	12				12									
	DRIP										*						*	*				*									
R17	3.5ha VINES				12			6		2										3			12								
	DRIP				*			*		*										*			*								
R18	5.7ha LUCERNE										2			6										12							
	SPRINKLER										*			*										*							
R19	1.4ha TOMATOE			12			12			2										3											
	DRIP			*			*			*										*											
R20	1.9ha PEACHES		12								2																				
	DRIP		*								*																				
R21	2.1ha VINES	12				12					2									3											
	DRIP	*				*					*									*											
R22	1.1ha VINES									2		12	6		6																

IRRIGATION APRIL First entry = Hours Second entry = Cubic meters

	DATE	1	2	3	4	5	6	7	8	9	10	11	12	13	14	15	16	17	18	19	20	21	22	23	24	25	26	27	28	29	30
	DRIP									*		*	*		*																
R23	1.8ha PEACHES																			2	12										
	DRIP																			*	*										
R24	1.6ha VINES				12			12		2	2									1			12								
	DRIP				*			*		*	*									*			*								
R25	2.1ha GRAZING			6																1		12									
	SPRINKLER			*																*		*									
R26	2.2ha LUCERNE		6				12													2				12							
	SPRINKLER		*				*													*				*							
R27	1.4ha LUCERNE									2	2																				
	SPRINKLER									*	*																				
R28	1.1ha APRICOT	12				6								6						1											
	DRIP	*				*								*						*											
R29	2.6ha VINES																			1											
	DRIP																			*											
R30	2.2ha VINES									2	2						12	12		2											
	DRIP									*	*						*	*		*											
R31	1.1ha VINES										*									*											
	DRIP										*									*											
R32	2.0ha APRICOT										*									*											
	SPRINKLER										*									*											
	TOT. IRRI.	0	0	0	0	0	0	0	0	0	0	0	0	0	0	0	0	0	0	0	0	0	0	0	0	0	0	0	0	0	0
S1	3.7ha VINES														10																
	SPRINKLER														2775																
S2	3.6ha VINES							10							10							10									
	MICRO							1368							1368							1368									
S3	3.6ha VINES															10															
	SPRINKLER															2700															
S4	4.3ha VINES																10														
	SPRINKLER																3225														
S5	2.3ha VINES	10							10							10							10								
	MICRO	874							874							874							874								
S6	4.7ha VINES		10							10							10							10							
	MICRO		1786							1786							1786							1786							
S7	6.0ha VINES			10							10							10													
	MICRO			2280							2280							2280													
S8	3.1ha VINES				10							10							10												
	MICRO				1178							1178							1178												
S9	3.5ha VINES																	10													
	SPRINKLER																	2625													
S10	4.1ha VINES																		10												
	SPRINKLER																		3075												
S11	2.5ha VINES																			10											
	SPRINKLER																			1875											
S12	1.4ha PEACHES					10							10							10											
	MICRO					1050							1050							1050											
S13	3.4ha VINES																				10										
	SPRINKLER																				2550										
S14	4.6ha VINES																					10									
	SPRINKLER																					3450									
S15	3.2ha VINES	10																					10								
	SPRINKLER	2400																					2400								
S16	1.6ha VINES															14	14	14													

IRRIGATION APRIL First entry = Hours Second entry = Cubic meters

	DATE	1	2	3	4	5	6	7	8	9	10	11	12	13	14	15	16	17	18	19	20	21	22	23	24	25	26	27	28	29	30
	FLOOD															*	*	*													
S17	1.3ha VINES												14	14	14																
	FLOOD												*	*	*																
S18	2.8ha VINES		10																					10							
	SPRINKLER		2100																					2100							
S19	1.3ha VINES			10																											
	SPRINKLER			975																											
S20	5.4ha VINES				10																										
	SPRINKLER				4050																										
	TOT. IRRI.	3274	3986	3255	5228	1050	0	1368	874	1786	2280	1173	1050	0	4143	3574	5011	4905	4253	2925	2550	4818	3274	3886	0	0	0	0	0	0	0
U1	1.9ha VINES		6																												
	DRIP		90																												
U2	2.8ha LUCERNE			6																											
	SPRINKLER			1050																											
U3	4.5ha VINES								9	9	9																				
	SPRINKLER								562	562	562																				
U4	4.4ha LUCERNE																														
	SPRINKLER																														
U5	3.7ha VINES					6																									
	DRIP					198																									
U6	0.8ha VINES																														
	SPRINKLER																														
U7	4.1ha VINES						6																								
	DRIP						204																								
U8	3.0ha VINES						6																								
	DRIP						150																								
U9	1.6ha VINES							6																							
	SPRINKLER							600																							
U10	3.0ha VINES																														
	SPRINKLER																														
U11	1.7ha VINES									10	10	10																			
	SPRINKLER									353	353	353																			
U12	0.6ha TOMATOE								10	10	10																				
	SPRINKLER								76	76	76																				
U13	0.2ha GRAZING	6	6											6																	
	SPRINKLER	39	39											78																	
U14	0.2ha GRAZING	6	6											6																	
	SPRINKLER	39	39											78																	
U15	0.2ha GRAZING	6	6											6																	
	SPRINKLER	39	39											78																	
U16	0.1ha GRAZING	6	6											6																	
	SPRINKLER	18	18											36																	
U17	0.6ha GRAZING		6	6	6																										
	SPRINKLER		76	76	76																										
U18	0.7ha GRAZING		6	6	6																										
	SPRINKLER		88	88	88																										
U19	0.7ha GRAZING					6	6	6																							
	SPRINKLER					88	88	88																							
U20	0.1ha GRAZING			6	6	6																									
	SPRINKLER			12	12	12																									
U21	0.2ha GRAZING					6																									
	SPRINKLER					78																									
U22	0.1ha GRAZING				6																										

IRRIGATION APRIL First entry = Hours Second entry = Cubic meters

	DATE	1	2	3	4	5	6	7	8	9	10	11	12	13	14	15	16	17	18	19	20	21	22	23	24	25	26	27	28	29	30
	SPRINKLER				36																										
U23	0.2ha GRAZING						6																								
	SPRINKLER						78																								
U24	1.0ha GRAZING						6																								
	SPRINKLER						378																								
U25	1.7ha GRAZING							6	6	6																					
	SPRINKLER							212	212	212																					
U26	1.4ha GRAZING									6	6	6																			
	SPRINKLER									176	176	176																			
U27	0.7ha GRAZING	6	6	6																											
	SPRINKLER	88	88	88																											
U28	0.5ha GRAZING						6	6	6																						
	SPRINKLER						62	62	62																						
U29	0.8ha GRAZING	6	6	6																											
	SPRINKLER	100	100	100																											
U30	0.6ha GRAZING	6	6	6																											
	SPRINKLER	62	62	62																											
U31	1.0ha GRAZING								6	6	6																				
	SPRINKLER								126	126	126																				
U32	0.9ha GRAZING								6	6	6																				
	SPRINKLER								112	112	112																				
U33	2.2ha GRAZING								6	6	6																				
	SPRINKLER								276	276	276																				
U34	0.9ha GRAZING																														
	SPRINKLER																														
U35	1.1ha GRAZING																														
	SPRINKLER																														
U36	2.2ha GRAZING						6	6	6																						
	SPRINKLER						276	276	276																						
U37	1.3ha GRAZING							6	6	6																					
	SPRINKLER							162	162	162																					
U38	1.0ha GRAZING																														
	SPRINKLER																														
U39	0.7ha GRAZING	6	6	6																											
	SPRINKLER	88	88	88																											
U40	0.6ha GRAZING							6	6	6																					
	SPRINKLER							62	62	62																					
U41	1.7ha GRAZING								6	6	6																				
	SPRINKLER								212	212	212																				
U42	0.5ha GRAZING																														
	SPRINKLER																														
U43	1.6ha GRAZING		6	6	6																										
	SPRINKLER		200	200	200																										
U44	1.3ha GRAZING			6	6	6																									
	SPRINKLER			162	162	162																									
U45	1.4ha GRAZING									6	6	6																			
	SPRINKLER									176	176	176																			
U46	1.3ha GRAZING								6	6	6																				
	SPRINKLER								162	162	162																				
U47	1.4ha GRAZING									6	6	6																			
	SPRINKLER									176	176	176																			
U48	0.1ha GRAZING									6	6	6																			
	SPRINKLER									12	12	12																			
U49	1.8ha GRAZING						6	6	6																						
	SPRINKLER						226	226	226																						

IRRIGATION APRIL First entry = Hours Second entry = Cubic meters

	DATE	1	2	3	4	5	6	7	8	9	10	11	12	13	14	15	16	17	18	19	20	21	22	23	24	25	26	27	28	29	30
U50	1.5ha GRAZING								6	6	6																				
	SPRINKLER								188	188	188																				
U51	0.7ha GRAZING									6	6	6																			
	SPRINKLER									88	88	88																			
U52	1.0ha GRAZING						6	6	6																						
	SPRINKLER						126	126	126																						
U53	1.2ha GRAZING									6	6	6																			
	SPRINKLER									150	150	150																			
U54	1.2ha GRAZING							6	6	6																					
	SPRINKLER							150	150	150																					
U55	2.9ha VINES																														
	SPRINKLER																														
U56	2.8ha VINES																														
	SPRINKLER																														
U57	4.6ha VINES																														
	SPRINKLER																														
U58	3.3ha VINES																														
	SPRINKLER																														
U59	1.9ha VINES																														
	SPRINKLER																														
U60	8.7ha VINES																														
	SPRINKLER																														
U61	1.6ha VINES																														
	SPRINKLER																														
U62	7.7ha VINES																														
	SPRINKLER																														
U63	2.9ha VINES																														
	SPRINKLER																														
U64	2.9ha VINES																														
	SPRINKLER																														
	SUB.TOT.IRRI.	473	927	1926	574	520	1236	1462	2300	2667	2231	705	0	270	0	0	0	0	0	0	0	0	0	0	0	0	0	0	0	0	0
	TOTAL. IRRI.	473	927	1926	574	520	1588	1964	2990	3431	2845	1131	0	270	0	0	0	0	0	0	0	0	0	0	0	0	0	0	0	0	0
V1	1.1ha TOMATOE																														
	DRIP																														
V2	1.9ha TOMATOE																														
	DRIP																														
V3	1.2ha VINES	6									6												6								
	DRIP	*									*												*								
V4	1.4ha VINES	3									3												3								
	DRIP	*									*												*								
V5	3.0ha GRAIN																														
	SPRINKLER																														
V6	1.1ha VINES	6									6												6								
	DRIP	*									*												*								
V7	5.7ha VINES	6									6												6								
	DRIP	*									*												*								
V8	3.8ha VINES	6									6												6								
	DRIP	*									*												*								
V9	1.8ha TOMATOE	5	5	5	5	5	4	4	4	4	5	5	5	4	4	4	4	6	6	6	6	5	5	5							
	DRIP	*	*	*	*	*	*	*	*	*	*	*	*	*	*	*	*	*	*	*	*	*	*	*							
V10	0.9ha VINES	6									6												6								
	DRIP	*									*												*								
V11	3.5ha VINES	3									3												3								

IRRIGATION APRIL First entry = Hours Second entry = Cubic meters

	DATE	1	2	3	4	5	6	7	8	9	10	11	12	13	14	15	16	17	18	19	20	21	22	23	24	25	26	27	28	29	30
	DRIP	*									*												*								
V12	0.9ha TOMATOE																														
	DRIP																														
	TOT. IRRI.	0	0	0	0	0	0	0	0	0	0	0	0	0	0	0	0	0	0	0	0	0	0	0	0	0	0	0	0	0	0
W1	0.2ha GRAZING					*	*											*	*												
	SPRINKLER					60	60											60	60												
W2	0.2ha GRAZING					*	*											*	*												
	SPRINKLER					60	60											60	60												
W3	0.2ha GRAZING					*	*											*	*												
	SPRINKLER					60	60											60	60												
W4	0.2ha GRAZING					*	*											*	*												
	SPRINKLER					60	60											60	60												
W5	0.2ha GRAZING					*	*											*	*												
	SPRINKLER					60	60											60	60												
W6	0.2ha GRAZING							*	*											*	*										
	SPRINKLER							60	60											60	60										
W7	0.2ha GRAZING							*	*											*	*										
	SPRINKLER							60	60											60	60										
W8	0.8ha GRAZING							*	*											*	*										
	SPRINKLER							210	210											210	210										
W9	0.2ha GRAZING									*	*											*	*								
	SPRINKLER									60	60											60	60								
W10	0.2ha GRAZING									*	*											*	*								
	SPRINKLER									60	60											60	60								
W11	0.3ha GRAZING									*	*											*	*								
	SPRINKLER									90	90											90	90								
W12	0.5ha GRAZING											*	*											*							
	SPRINKLER											150	150											150							
W13	0.5ha GRAZING											*	*											*							
	SPRINKLER											150	150											150							
W14	0.6ha GRAZING	*	*											*	*																
	SPRINKLER	180	180											180	180																
W15	0.1ha GRAZING	*	*											*	*																
	SPRINKLER	30	30											30	30																
W16	0.3ha GRAZING	*	*											*	*																
	SPRINKLER	90	90											90	90																
W17	0.5ha GRAZING			*	*											*	*														
	SPRINKLER			150	150											150	150														
W18	0.4ha GRAZING			*	*											*	*														
	SPRINKLER			120	120											120	120														
W19	0.1ha GRAZING			*	*											*	*														
	SPRINKLER			30	30											30	30														
W20	0.3ha GRAZING									*	*											*	*								
	SPRINKLER									90	90											90	90								
W21	1.0ha GRAZING									*	*									*	*										
	SPRINKLER									250	250									250	250										
W22	1.0ha GRAZING	*	*									*	*									*	*								
	SPRINKLER	250	250									250	250									250	250								
W23	0.8ha GRAZING			*	*									*	*									*							
	SPRINKLER			200	200									200	200									200							
W24	1.2ha GRAZING					*	*									*	*														
	SPRINKLER					300	300									300	300														
W25	0.9ha GRAZING							*	*									*	*												

IRRIGATION APRIL First entry = Hours Second entry : Cubic meters

	DATE	1	2	3	4	5	6	7	8	9	10	11	12	13	14	15	16	17	18	19	20	21	22	23	24	25	26	27	28	29	30
	SPRINKLER							225	225									225	225												
W26	1.1ha GRAZING					*	*											*	*												
	SPRINKLER					330	330											330	330												
W27	1.0ha GRAZING							*	*											*	*										
	SPRINKLER							300	300											300	300										
W28	0.5ha GRAZING									*												*									
	SPRINKLER									300												300									
W29	1.6ha GRAZING										*	*	*										*	*							
	SPRINKLER										320	320	320										320	320							
W30	0.4ha GRAZING	*												*																	
	SPRINKLER	240												240																	
W31	0.6ha GRAZING		*												*																
	SPRINKLER		360												360																
W32	0.6ha GRAZING			*												*															
	SPRINKLER			360												360															
W33	0.5ha GRAZING				*												*														
	SPRINKLER				300												300														
	TOT. IRRI.	790	910	860	800	930	930	855	855	850	870	870	870	740	860	960	900	855	855	880	880	850	870	820	0	0	0	0	0	0	0
X1	3.1ha NURSERY																														
	SPRINKLER																														
X2	1.1ha VINES	4	4	4	4	4	4	4	4	4	4	4	4	4	4	4	4	4	4	4	4	4	4	4							
	DRIP	*	*	*	*	*	*	*	*	*	*	*	*	*	*	*	*	*	*	*	*	*	*	*							
X3	3.5ha VINES	4	4	4	4	4	4	4	4	4	4	4	4	4	4	4	4	4	4	4	4	4	4	4							
	DRIP	*	*	*	*	*	*	*	*	*	*	*	*	*	*	*	*	*	*	*	*	*	*	*							
X4	3.6ha VINES	4	4	4	4	4	4	4	4	4	4	4	4	4	4	4	4	4	4	4	4	4	4	4							
	DRIP	*	*	*	*	*	*	*	*	*	*	*	*	*	*	*	*	*	*	*	*	*	*	*							
X5	3.5ha APRICOT	4	4	4	4	4	4	4	4	4	4	4	4	4	4	4	4	4	4	4	4	4	4	4							
	DRIP	*	*	*	*	*	*	*	*	*	*	*	*	*	*	*	*	*	*	*	*	*	*	*							
X6	0.9ha VINES	4	4	4	4	4	4	4	4	4	4	4	4	4	4	4	4	4	4	4	4	4	4	4							
	DRIP	*	*	*	*	*	*	*	*	*	*	*	*	*	*	*	*	*	*	*	*	*	*	*							
X7	1.1ha VINES	4	4	4	4	4	4	4	4	4	4	4	4	4	4	4	4	4	4	4	4	4	4	4							
	DRIP	*	*	*	*	*	*	*	*	*	*	*	*	*	*	*	*	*	*	*	*	*	*	*							
X8	2.2ha VINES	4	4	4	4	4	4	4	4	4	4	4	4	4	4	4	4	4	4	4	4	4	4	4							
	DRIP	*	*	*	*	*	*	*	*	*	*	*	*	*	*	*	*	*	*	*	*	*	*	*							
X9	1.1ha VINES	4	4	4	4	4	4	4	4	4	4	4	4	4	4	4	4	4	4	4	4	4	4	4							
	DRIP	*	*	*	*	*	*	*	*	*	*	*	*	*	*	*	*	*	*	*	*	*	*	*							
X10	2.5ha VINES	4	4	4	4	4	4	4	4	4	4	4	4	4	4	4	4	4	4	4	4	4	4	4							
	DRIP	*	*	*	*	*	*	*	*	*	*	*	*	*	*	*	*	*	*	*	*	*	*	*							
X11	2.9ha VINES	4	4	4	4	4	4	4	4	4	4	4	4	4	4	4	4	4	4	4	4	4	4	4							
	DRIP	*	*	*	*	*	*	*	*	*	*	*	*	*	*	*	*	*	*	*	*	*	*	*							
	TOT. IRRI.	0	0	0	0	0	0	0	0	0	0	0	0	0	0	0	0	0	0	0	0	0	0	0	0	0	0	0	0	0	0
Y1	2.0ha VINES	8				8		8			8			8																	
	DRIP	*				*		*			*			*																	
Y2	1.8ha VINES																														
	DRIP																														
Y3	2.1ha VINES	4				4		4			4			4																	
	DRIP	*				*		*			*			*																	
Y4	1.9ha VINES			4		4		4			3			4																	
	DRIP			*		*		*			*			*																	
Y5	0.5ha GRAZING																														
	SPRINKLER																														

F141

IRRIGATION APRIL First entry = Hours Second entry = Cubic meters

	DATE	1	2	3	4	5	6	7	8	9	10	11	12	13	14	15	16	17	18	19	20	21	22	23	24	25	26	27	28	29	30
Y6	0.2ha TOMATOE																														
	DRIP																														
Y7	0.5ha VINES		5				5			5				5																	
	DRIP		*				*			*				*																	
Y8	0.7ha APRICOT		7				7			7				7																	
	DRIP		*				*			*				*																	
Y9	0.9ha VINES		5				5			5				5																	
	DRIP		*				*			*				*																	
Y10	1.2ha APRICOT		7				7			7				7																	
	DRIP		*				*			*				*																	
Y11	1.6ha VINES		5				5			5				5																	
	DRIP		*				*			*				*																	
Y12	1.3ha VINES		5				5			5				5																	
	DRIP		*				*			*				*																	
Y13	1.3ha VINES		5				5			5				5																	
	DRIP		*				*			*				*																	
Y14	2.1ha VINES																														
	MICRO																														
Y15	0.6ha VINES		5				5			5				5																	
	DRIP		*				*			*				*																	
Y16	1.0ha VINES		5				5			5				5																	
	DRIP		*				*			*				*																	
Y17	2.6ha APRICOT		7				7			7				7																	
	DRIP		*				*			*				*																	
Y18	1.6ha VINES	6						10			10				10																
	DRIP	*						*			*				*																
Y19	1.7ha TOMATOE																														
	DRIP																														
Y20	1.5ha VINES	10					10			10				10																	
	DRIP	*					*			*				*																	
Y21	1.6ha VINES	10					10			10				10																	
	DRIP	*					*			*				*																	
Y22	1.4ha VINES	10					10			10				10																	
	DRIP	*					*			*				*																	
Y23	2.4ha TOMATOE			6			5	5		5		6		5																	
	DRIP			*			*	*		*		*		*																	
Y24	2.2ha VINES		10		8				10		10		8		8																
	DRIP		*		*				*		*		*		*																
Y25	2.52ha VINES	10					10			10				10																	
	DRIP	*					*			*				*																	
Y26	1.8ha VINES	10					10			10				10																	
	DRIP	*					*			*				*																	
Y27	1.5ha VINES	10					10			10				10																	
	DRIP	*					*			*				*																	
Y28	1.6ha VINES		5		4				5		5		4		4																
	DRIP		*		*				*		*		*		*																
Y29	2.1ha VINES		10		8				10		10		8		8																
	DRIP		*		*				*		*		*		*																
Y30	1.4ha VINES		10		8				10		10		8		8																
	DRIP		*		*				*		*		*		*																
Y31	1.0ha TOMATOE	8		9		10		8		8		10		8																	
	DRIP	*		*		*		*		*		*		*																	
Y32	1.4ha VINES	6						10			10				10																
	DRIP	*						*			*				*																
Y33	1.7ha VINES	6						10			10				10																

IRRIGATION APRIL First entry = Hours Second entry = Cubic meters

	DATE	1	2	3	4	5	6	7	8	9	10	11	12	13	14	15	16	17	18	19	20	21	22	23	24	25	26	27	28	29	30
	DRIP	*						*			*				*																
Y34	1.2ha VINES	3							3			4				4															
	DRIP	*							*			*				*															
Y35	1.2ha VINES	3							3			4				4															
	DRIP	*							*			*				*															
Y36	1.2ha VINES		10		8				10		10		8		8																
	DRIP		*		*				*		*		*		*																
Y37	1.5ha VINES		10		8				10		10		8		8																
	DRIP		*		*				*		*		*		*																
Y38	0.8ha TOMATOE	5		5		5		4		4		5		4																	
	DRIP	*		*		*		*		*		*		*																	
Y39	1.1ha VINES		5		4				5		5		4		4																
	DRIP		*		*				*		*		*		*																
Y40	0.5ha PEACHES	5					6			5		5		5	5																
	MICRO	*					*			*		*		*	*																
Y41	1.4ha VINES			4				4			4				4																
	MICRO			*				*			*				*																
Y42	1.8ha VINES			4				4			4				4																
	MICRO			*				*			*				*																
Y43	2.1ha VINES			4				4			4				4																
	MICRO			*				*			*				*																
Y44	1.3ha VINES			4				4			4					4															
	MICRO			*				*			*					*															
Y45	1.1ha VINES			4				4			4					4															
	MICRO			*				*			*					*															
SUB TOTAL IRRI.		0	0	0	0	0	0	0	0	0	0	0	0	0	0	0	0	0	0	0	0	0	0	0	0	0	0	0	0	0	0
TOTAL IRRI.		0	0	0	0	0	0	0	0	0	0	0	0	0	0	0	0	0	0	0	0	0	0	0	0	0	0	0	0	0	0
TOTAL STUDY AREA IRRIGATION *		16904	12563	28116	12428	6680	8032	19751	25374	13143	16439	10849	5834	19395	9129	10254	10881	10414	8024	5475	5100	7738	5914	6976	1870	0	0	0	0	0	0

* EXCLUDED ARE FARMS C,E,H,K,P,T.

SLUICE DISCHARGE AUGUST

Canal depth in millimeters
Flow in liters/second

Tail water depth in millimeters
Flow *,Daily discharge and reject in cubic meters/24 hours

Sluice opening in millimeters

Discharge in litres/second
E.B.A. as Kliphult reject

Salinity in milligrams/liter

		DATE	1	2	3	4	5	6	7	8	9	10	11	12	13	14	15	16	17	18	19	20	21	22	23	24	25	26	27	28	29	30	31
OTT		CAN.D.																					940	950	960	960	955	895	900	915	865	830	850
REC 1		FLOW	0	0	0	0	0	0	0	0	0	0	0	0	0	0	0	0	0	0	0	0	1352	1372	1392	1392	1382	1262	1272	1302	1202	1134	1173
		SALIN.								57	68	81	82	81	84	88	93	47	57	72	67	79	85	90	94	100	104	108	112	123	125	138	138
		FLOW *	0	0	0	0	0	0	0	0	0	0	0	0	0	0	0	0	0	0	0	0	116798	118546	120299	120299	119422	109001	109862	112452	103868	97948	101321
OTT		CAN.D.																					670	645	650	655	650	637	622	619	569	519	573
REC 2		FLOW	0	0	0	0	0	0	0	0	0	0	0	0	0	0	0	0	0	0	0	0	847	802	811	820	811	787	760	755	668	583	674
		SALIN.								56	69	82	77	83	85	87	93	59	55	70	66	79	87	91	95	105	103	107	112	123	126	134	149
OTT		CAN.D.																					820	800	815	825	803	801	781	779	705	676	747
REC 3		FLOW	0	0	0	0	0	0	0	0	0	0	0	0	0	0	0	0	0	0	0	0	644	623	639	649	626	624	603	601	524	495	568
		SALIN.								55	70	80	77	84	89	85	94	58	53	69	64	79	86	94	96	102	102	106	110	123	135	135	140
SLU.NO	CON																																
1	223	CAN.R.	*	*	*	*	*	*	*	*	*	*	*	*	*	*	*	*	*	*	*	*	*	*	*	*	*	*	*	*	*	*	*
		CAN.D.	0	0	0	0	0	0	0	0	0	0	0	0	0	0	0	0	0	0	0	0	0	0	0	0	0	0	0	0	0	0	0
		OPEN.																															
		DISCH.	0	0	0	0	0	0	0	0	0	0	0	0	0	0	0	0	0	0	0	0	0	0	0	0	0	0	0	0	0	0	0
2	405	CAN.R.	*	*	*	*	*	*	*	*	*	*	*	*	*	*	*	*	*	*	*	*	*	*	*	*	*	*	*	*	*	*	*
		CAN.D.	0	0	0	0	0	0	0	0	0	0	0	0	0	0	0	0	0	0	0	0	0	0	0	0	0	0	0	0	0	0	0
	318	T.W.R.	*	*	*	*	*	*	*	*	*	*	*	*	*	*	*	*	*	*	*	*	*	*	*	*	*	*	*	*	*	*	*
		T.W.D.	0	0	0	0	0	0	0	0	0	0	0	0	0	0	0	0	0	0	0	0	0	0	0	0	0	0	0	0	0	0	0
		OPEN.																															
		DISCH.	0	0	0	0	0	0	0	0	0	0	0	0	0	0	0	0	0	0	0	0	0	0	0	0	0	0	0	0	0	0	0
3	400	CAN.R.	*	*	*	*	*	295	*	*	175	290	*	*	*	*	255	*	*	*	*	*	*	*	*	*	*	*	*	*	*	*	*
		CAN.D.	0	0	0	0	0	695	0	0	575	690	0	0	0	0	655	0	0	0	0	0	0	0	0	0	0	0	0	0	0	0	0
		OPEN.						30			30	30																					
		DISCH.	0	0	0	0	0	24	0	0	22	24	0	0	0	0	0	0	0	0	0	0	0	0	0	0	0	0	0	0	0	0	0
4	420	CAN.R.	*	*	*	*	*	*	*	*	*	*	*	*	*	*	230	*	*	*	*	*	*	*	*	*	*	*	*	*	*	*	*
		CAN.D.	0	0	0	0	0	0	0	0	0	0	0	0	0	0	650	0	0	0	0	0	0	0	0	0	0	0	0	0	0	0	0
		OPEN.																															
		DISCH.	0	0	0	0	0	0	0	0	0	0	0	0	0	0	0	0	0	0	0	0	0	0	0	0	0	0	0	0	0	0	0
5		OPEN.	*	*	*	*	*	*	*	*	*	*	*	*	*	*	*	*	*	*	*	*	*	*	*	*	*	*	*	*	*	*	*
		DISCH.	0	0	0	0	0	0	0	0	0	0	0	0	0	0	0	0	0	0	0	0	0	0	0	0	0	0	0	0	0	0	0
6		OPEN.	*	*	*	*	*	*	*	*	*	*	*	*	*	*	*	*	*	*	*	*	*	*	*	*	*	*	*	*	*	*	*
		DISCH.	0	0	0	0	0	0	0	0	0	0	0	0	0	0	0	0	0	0	0	0	0	0	0	0	0	0	0	0	0	0	0
7	65	CAN.R.	*	*	*	*	*	*	*	*	*	*	*	*	*	*	*	*	*	*	*	*	*	*	*	*	*	*	*	*	*	*	*
		CAN.D.	0	0	0	0	0	0	0	0	0	0	0	0	0	0	0	0	0	0	0	0	0	0	0	0	0	0	0	0	0	0	0
		T.W.D.	0	0	0	0	0	0	0	0	0	0	0	0	0	0	0	0	0	0	0	0	0	0	0	0	0	0	0	0	0	0	0
		OPEN.																															
		DISCH.	0	0	0	0	0	0	0	0	0	0	0	0	0	0	0	0	0	0	0	0	0	0	0	0	0	0	0	0	0	0	0
8	330	CAN.R.	*	*	*	*	*	*	*	*	*	*	*	*	*	*	240	*	*	*	*	*	270	*	*	*	*	*	*	*	*	*	*
		CAN.D.	0	0	0	0	0	0	0	0	0	0	0	0	0	0	570	0	0	0	0	0	600	0	0	0	0	0	0	0	0	0	0
	265	T.W.R.	*	*	*	*	*	*	*	*	*	*	*	*	*	*	305	*	*	*	*	*	*	*	*	*	*	*	*	*	*	*	*
		T.W.D.	0	0	0	0	0	0	0	0	0	0	0	0	0	0	570	0	0	0	0	0	0	0	0	0	0	0	0	0	0	0	0
		OPEN.																															
		DISCH.	0	0	0	0	0	0	0	0	0	0	0	0	0	0	0	0	0	0	0	0	0	0	0	0	0	0	0	0	0	0	0
9	555	CAN.R.	*	*	*	*	*	*	*	*	160	270	*	*	*	*	225	*	*	*	*	230	*	260	*	*	255	250	200	215	225	135	160
		CAN.D.	0	0	0	0	0	0	0	0	715	825	0	0	0	0	780	0	0	0	0	785	0	815	0	0	810	805	755	770	780	690	715
	-5	T.W.R.	*	*	*	*	*	*	*	*	720	830	*	*	*	*	785	*	*	*	*	*	*	*	*	*	*	*	*	*	*	*	*
		T.W.D.	0	0	0	0	0	0	0	0	715	825	0	0	0	0	780	0	0	0	0	0	0	0	0	0	0	0	0	0	0	0	0
		OPEN.									88	88																					
		DISCH.	0	0	0	0	0	0	0	0	0	0	0	0	0	0	0	0	0	0	0	0	0	0	0	0	0	0	0	0	0	0	0

SLUICE DISCHARGE AUGUST

Canal depth in millimeters
Flow in liters/second

Tail water depth in millimeters
Flow *,Daily discharge and reject in cubic meters/24 hours

Sluice opening in millimeters

Discharge in litres/second
K.B.A. as Klipbult reject

Salinity in milligrams/liter

		DATE	1	2	3	4	5	6	7	8	9	10	11	12	13	14	15	16	17	18	19	20	21	22	23	24	25	26	27	28	29	30	31
10		OPEN.	*	*	*	*	*	*	*	*	*	*	*	*	*	*	*	*	*	*	*	*	*	*	*	*	*	*	*	*	*	*	*
		DISCH.	*	*	*	*	*	*	*	*	*	*	*	*	*	*	*	*	*	*	*	*	*	*	*	*	*	*	*	*	*	*	*
11		OPEN.	*	*	*	*	*	*	*	*	*	*	*	*	*	*	*	*	*	*	*	*	*	*	*	*	*	*	*	*	*	*	*
		DISCH.	*	*	*	*	*	*	*	*	*	*	*	*	*	*	*	*	*	*	*	*	*	*	*	*	*	*	*	*	*	*	*
12	390	CAN.R.	*	*	*	*	*	190	195	220	100	200	165	175	160	155	155	120	150	130	180	160	200	195	190	200	195	190	145	155	165	75	110
		CAN.D.	0	0	0	0	0	580	585	610	490	590	555	565	550	545	545	510	540	520	570	550	590	585	580	590	585	580	535	545	555	465	500
	215	T.W.R.	*	*	*	*	*	*	*	*	800	990	*	*	*	*	220	250	330	310	365	240	380	355	360	370	380	375	345	340	350	270	285
		T.W.D.	0	0	0	0	0	0	0	0	1015	1205	0	0	0	0	435	465	545	525	580	455	595	570	575	585	595	590	560	555	565	485	500
		OPEN.									64	64					64	64	64	64	64	64	64	64	64	64	64	64	64	64	64	64	64
		DISCH.	0	0	0	0	0	0	0	0	-41	-44	0	0	0	0	19	12	-4	-4	-6	17	-4	7	4	4	-6	-6	-9	-6	-6	-8	0
13		OPEN.	*	*	*	*	*	*	*	*	*	*	*	*	*	*	*	*	*	*	*	*	*	*	*	*	*	*	*	*	*	*	*
		DISCH.	*	*	*	*	*	*	*	*	*	*	*	*	*	*	*	*	*	*	*	*	*	*	*	*	*	*	*	*	*	*	*
14	395	CAN.R.	*	*	*	*	*	*	*	*	*	*	*	*	*	*	200	*	*	*	*	*	*	*	*	*	*	*	*	*	*	*	*
		CAN.D.	0	0	0	0	0	0	0	0	0	0	0	0	0	0	595	0	0	0	0	0	0	0	0	0	0	0	0	0	0	0	0
		OPEN.																															
		DISCH.	0	0	0	0	0	0	0	0	0	0	0	0	0	0	0	0	0	0	0	0	0	0	0	0	0	0	0	0	0	0	0
15	345	CAN.R.	*	*	*	*	*	*	*	*	*	*	*	*	*	*	210	*	*	*	*	215	255	235	*	*	*	235	200	200	200	*	160
		CAN.D.	0	0	0	0	0	0	0	0	0	0	0	0	0	0	555	0	0	0	0	560	600	580	0	0	0	580	545	545	545	0	505
		T.W.D.	0	0	0	0	0	0	0	0	0	0	0	0	0	0	0	0	0	0	0	0	0	0	0	0	0	0	0	0	0	0	0
		OPEN.																															
		DISCH.	0	0	0	0	0	0	0	0	0	0	0	0	0	0	0	0	0	0	0	0	0	0	0	0	0	0	0	0	0	0	0
16	400	CAN.R.	*	*	*	*	*	*	*	*	*	*	*	*	*	*	180	*	*	*	*	*	*	210	*	*	225	*	*	*	*	*	*
		CAN.D.	0	0	0	0	0	0	0	0	0	0	0	0	0	0	580	0	0	0	0	0	0	610	0	0	625	0	0	0	0	0	0
	25	T.W.R.	*	*	*	*	*	*	*	*	*	*	*	*	*	*	140	*	*	*	*	*	*	140	*	*	*	*	*	*	*	*	*
		T.W.D.	0	0	0	0	0	0	0	0	0	0	0	0	0	0	165	0	0	0	0	0	0	165	0	0	0	0	0	0	0	0	0
		OPEN.															22							22									
		DISCH.	1	1	1	1	1	1	1	1	1	1	1	1	1	1	12	1	1	1	1	1	1	13	1	1	1	1	1	1	1	1	1
17	465	CAN.R.	*	*	*	*	*	*	*	*	*	*	*	*	*	*	155	*	*	*	*	*	*	*	*	*	*	*	*	*	*	*	*
		CAN.D.	0	0	0	0	0	0	0	0	0	0	0	0	0	0	620	0	0	0	0	0	0	0	0	0	0	0	0	0	0	0	0
		OPEN.																															
		DISCH.	0	0	0	0	0	0	0	0	0	0	0	0	0	0	0	0	0	0	0	0	0	0	0	0	0	0	0	0	0	0	0
18	350	CAN.R.	*	*	*	*	*	*	*	*	*	*	*	*	*	*	140	*	*	*	*	*	190	165	170	*	*	*	*	*	*	*	*
		CAN.D.	0	0	0	0	0	0	0	0	0	0	0	0	0	0	490	0	0	0	0	0	540	515	520	0	0	0	0	0	0	0	0
		OPEN.															8						8	8	8								
		DISCH.	0	0	0	0	0	0	0	0	0	0	0	0	0	0	6	0	0	0	0	0	6	6	6	0	0	0	0	0	0	0	0
19	400	CAN.R.	*	*	*	*	*	*	*	*	*	*	*	*	*	*	130	*	*	*	*	*	*	*	*	*	*	*	*	*	*	*	*
		CAN.D.	0	0	0	0	0	0	0	0	0	0	0	0	0	0	530	0	0	0	0	0	0	0	0	0	0	0	0	0	0	0	0
	5	T.W.R.	*	*	*	*	*	*	*	*	*	*	*	*	*	*	*	*	*	*	*	*	*	*	*	*	*	*	*	*	*	*	*
		T.W.D.	0	0	0	0	0	0	0	0	0	0	0	0	0	0	0	0	0	0	0	0	0	0	0	0	0	0	0	0	0	0	0
		OPEN.																															
		DISCH.	0	0	0	0	0	0	0	0	0	0	0	0	0	0	0	0	0	0	0	0	0	0	0	0	0	0	0	0	0	0	0
K.B.A.	-175	CANALR	*	*	*	*	*	440	440	*	*	*	*	*	*	*	*	*	*	*	*	*	*	*	*	*	*	450	420	445	520	455	405
		D.O.W.	0	0	0	0	0	265	265	0	0	0	0	0	0	0	0	0	0	0	0	0	0	0	0	0	0	275	245	270	345	280	230
		DISCH	0	0	0	0	0	271	271	0	0	0	0	0	0	0	0	0	0	0	0	0	0	0	0	0	0	287	242	279	400	294	220
20	370	CAN.R.	*	*	*	*	*	*	*	*	*	*	*	*	*	*	130	*	*	*	*	*	*	*	*	*	*	*	*	*	*	*	*
		CAN.D.	0	0	0	0	0	0	0	0	0	0	0	0	0	0	500	0	0	0	0	0	0	0	0	0	0	0	0	0	0	0	0
		OPEN.																															
		DISCH.	0	0	0	0	0	0	0	0	0	0	0	0	0	0	0	0	0	0	0	0	0	0	0	0	0	0	0	0	0	0	0
	TOT.	DISCH.	3	3	3	3	3	299	275	3	-16	-17	3	3	3	3	38	15	-1	-1	-2	21	5	27	13	7	-2	284	236	277	398	290	223
	REC 1 -REC 2		0	0	0	0	0	0	0	0	0	0	0	0	0	0	0	0	0	0	0	0	505	570	582	573	572	474	511	546	535	551	498
	DIFF.		-3	-3	-3	-3	-3	-299	-275	-3	16	17	-3	-3	-3	-3	-38	-15	1	1	2	-21	500	543	569	565	574	190	275	270	137	261	275

SLUICE DISCHARGE AUGUST

Canal depth in millimeters
Flow in liters/second

Tail water depth in millimeters
Flow *,Daily discharge and reject in cubic meters/24 hours

Sluice opening in millimeters

Discharge in litres/second
E.B.A. as Klipbult reject

Salinity in milligrams/liter

		DATE	1	2	3	4	5	6	7	8	9	10	11	12	13	14	15	16	17	18	19	20	21	22	23	24	25	26	27	28	29	30	31
21	430	CAN.R.	*	*	*	*	*	*	*	*	*	*	*	*	*	*	140	*	*	*	*	*	*	*	*	*	*	*	315	*	*	*	*
		CAN.D.	0	0	0	0	0	0	0	0	0	0	0	0	0	0	570	0	0	0	0	0	0	0	0	0	0	0	745	0	0	0	0
		OPEN.																															
		DISCH.	1	1	1	1	1	1	1	1	1	1	1	1	1	1	1	1	1	1	1	1	1	1	1	1	1	1	1	1	1	1	1
22	345	CAN.R.	*	*	*	*	*	*	*	*	*	*	185	*	*	*	170	*	*	*	*	*	*	210	*	*	240	*	*	200	175	75	155
		CAN.D.	0	0	0	0	0	0	0	0	0	0	530	0	0	0	515	0	0	0	0	0	0	555	0	0	585	0	0	545	520	420	500
		OPEN.											81																				
		DISCH.	2	2	2	2	2	2	2	2	2	2	56	2	2	2	2	2	2	2	2	2	2	2	2	2	2	2	2	2	2	2	2
23	392	CAN.R.	*	*	*	*	*	*	*	*	*	*	*	166	*	*	*	*	*	*	*	*	*	*	*	*	*	*	*	*	*	*	*
		CAN.D.	0	0	0	0	0	0	0	0	0	0	0	558	0	0	0	0	0	0	0	0	0	0	0	0	0	0	0	0	0	0	0
		OPEN.												61																			
		DISCH.	0	0	0	0	0	0	0	0	0	0	0	44	0	0	0	0	0	0	0	0	0	0	0	0	0	0	0	0	0	0	0
24	400	CAN.R.	*	*	*	*	*	*	*	*	*	*	*	166	185	*	*	*	*	*	*	*	240	220	250	240	260	*	*	*	*	*	*
		CAN.D.	0	0	0	0	0	0	0	0	0	0	0	566	585	0	0	0	0	0	0	0	640	620	650	640	660	0	0	0	0	0	0
		OPEN.												15	15								16	16	16	16	16						
		DISCH.	0	0	0	0	0	0	0	0	0	0	0	11	11	0	0	0	0	0	0	0	13	12	13	13	13	0	0	0	0	0	0
25	635	CAN.R.	*	*	*	*	*	210	225	180	*	*	*	*	*	*	175	*	*	175	*	185	240	220	*	*	265	220	240	235	210	115	185
		CAN.D.	0	0	0	0	0	845	860	815	0	0	0	0	0	0	810	0	0	810	0	820	875	855	0	0	900	855	875	870	845	750	820
		OPEN.						22												26							26						
		DISCH.	0	0	0	0	0	20	0	0	0	0	0	0	0	0	0	0	0	23	0	0	0	0	0	0	24	0	0	0	0	0	0
26	460	CAN.R.	*	*	*	*	*	*	215	240	130	260	195	150	165	180	160	125	185	160	120	170	230	210	240	230	230	245	215	210	190	80	160
		CAN.D.	0	0	0	0	0	0	675	700	590	720	655	610	625	640	620	585	645	620	580	630	690	670	700	690	690	705	675	670	650	540	620
	30	T.W.R.	*	*	*	*	*	*	*	*	*	*	*	*	*	*	335	310	335	325	330	320	340	340	320	310	250	265	328	340	359	342	357
		T.W.D.	0	0	0	0	0	0	0	0	0	0	0	0	0	0	365	340	365	355	360	350	370	370	350	340	280	295	358	370	389	372	387
		OPEN.									22	22	22	22		22	22	22	22	22	22	22	22	22	22	22	22	22	25	25	26	25	25
		DISCH.	0	0	0	0	0	0	0	0	17	18	18	17	0	17	10	9	10	10	9	10	11	10	11	11	12	12	12	12	12	9	11
27	445	CAN.R.	*	*	*	*	*	*	*	*	*	*	*	*	*	*	140	*	*	*	*	*	*	*	*	*	*	*	*	*	*	*	*
		CAN.D.	0	0	0	0	0	0	0	0	0	0	0	0	0	0	585	0	0	0	0	0	0	0	0	0	0	0	0	0	0	0	0
	100	T.W.R.	*	*	*	*	*	*	*	*	*	*	*	*	*	*	*	*	*	*	*	*	*	*	*	*	*	*	*	*	*	*	*
		T.W.D.	0	0	0	0	0	0	0	0	0	0	0	0	0	0	0	0	0	0	0	0	0	0	0	0	0	0	0	0	0	0	0
		OPEN.																															
		DISCH.	0	0	0	0	0	0	0	0	0	0	0	0	0	0	0	0	0	0	0	0	0	0	0	0	0	0	0	0	0	0	0
28	335	CAN.R.	*	*	*	*	*	*	*	*	*	*	*	*	*	*	235	*	*	*	*	*	*	*	*	*	*	*	*	*	*	*	*
		CAN.D.	0	0	0	0	0	0	0	0	0	0	0	0	0	0	570	0	0	0	0	0	0	0	0	0	0	0	0	0	0	0	0
		OPEN.																															
		DISCH.	0	0	0	0	0	0	0	0	0	0	0	0	0	0	0	0	0	0	0	0	0	0	0	0	0	0	0	0	0	0	0
29	265	CAN.R.	*	*	*	*	*	*	*	*	*	*	*	*	*	*	295	175	*	*	*	*	*	*	*	*	280	*	*	*	*	*	*
		CAN.D.	0	0	0	0	0	0	0	0	0	0	0	0	0	0	560	440	0	0	0	0	0	0	0	0	545	0	0	0	0	0	0
	0	T.W.R.	*	*	*	*	*	*	*	*	*	*	*	*	*	*	*	*	*	*	*	*	*	*	*	*	160	*	*	*	*	*	*
		T.W.D.	0	0	0	0	0	0	0	0	0	0	0	0	0	0	0	0	0	0	0	0	0	0	0	0	160	0	0	0	0	0	0
		OPEN.																25									22						
		DISCH.	1	1	1	1	1	1	1	1	1	1	1	1	1	1	1	16	1	1	1	1	1	1	1	1	12	1	1	1	1	1	1
30	270	CAN.R.	*	*	*	*	*	*	*	*	*	*	*	*	*	*	295	*	*	*	*	*	*	*	*	*	*	*	*	*	*	*	*
		CAN.D.	0	0	0	0	0	0	0	0	0	0	0	0	0	0	565	0	0	0	0	0	0	0	0	0	0	0	0	0	0	0	0
		OPEN.															67																
		DISCH.	0	0	0	0	0	0	0	0	0	0	0	0	0	0	48	0	0	0	0	0	0	0	0	0	0	0	0	0	0	0	0
31	295	CAN.R.	*	*	*	*	*	*	*	*	*	*	*	205	*	*	*	*	*	*	*	*	*	*	*	*	*	*	*	*	*	*	*
		CAN.D.	0	0	0	0	0	0	0	0	0	0	0	500	0	0	0	0	0	0	0	0	0	0	0	0	0	0	0	0	0	0	0
		OPEN.												33																			
		DISCH.	0	0	0	0	0	0	0	0	0	0	0	22	0	0	0	0	0	0	0	0	0	0	0	0	0	0	0	0	0	0	0
32	315	CAN.R.	*	*	*	*	*	*	*	*	*	*	*	*	*	*	*	*	*	*	*	*	*	*	*	*	*	*	*	*	*	*	*
		CAN.D.	0	0	0	0	0	0	0	0	0	0	0	0	0	0	0	0	0	0	0	0	0	0	0	0	0	0	0	0	0	0	0
		OPEN.																															
		DISCH.	0	0	0	0	0	0	0	0	0	0	0	0	0	0	0	0	0	0	0	0	0	0	0	0	0	0	0	0	0	0	0

SLUICE DISCHARGE AUGUST — Canal depth in millimeters — Tail water depth in millimeters — Sluice opening in millimeters — Discharge in litres/second — Salinity in milligrams/liter

Flow in liters/second — Flow *,Daily discharge and reject in cubic meters/24 hours — K.B.A. as Klipbult reject

		DATE	1	2	3	4	5	6	7	8	9	10	11	12	13	14	15	16	17	18	19	20	21	22	23	24	25	26	27	28	29	30	31
33	415	CAN.R.	*	*	*	*	*	*	*	*	*	*	*	*	*	*	245	*	*	*	*	*	*	*	*	*	*	*	*	*	*	*	*
		CAN.D.	0	0	0	0	0	0	0	0	0	0	0	0	0	0	660	0	0	0	0	0	0	0	0	0	0	0	0	0	0	0	0
		OPEN.																															
		DISCH.	0	0	0	0	0	0	0	0	0	0	0	0	0	0	0	0	0	0	0	0	0	0	0	0	0	0	0	0	0	0	0
34	422	CAN.R.	*	*	*	*	*	*	*	*	180	330	280	*	220	*	*	*	*	*	*	*	*	*	*	*	*	310	*	*	*	*	*
		CAN.D.	0	0	0	0	0	0	0	0	602	752	702	0	642	0	0	0	0	0	0	0	0	0	0	0	0	732	0	0	0	0	0
		OPEN.									8	8	8		34																		
		DISCH.	0	0	0	0	0	0	0	0	6	7	7	0	27	0	0	0	0	0	0	0	0	0	0	0	0	0	0	0	0	0	0
35	437	CAN.R.	*	*	*	*	*	*	*	*	*	*	*	*	220	*	*	*	*	*	*	235	290	275	*	*	295	*	280	270	255	140	220
		CAN.D.	0	0	0	0	0	0	0	0	0	0	0	0	657	0	0	0	0	0	0	672	727	712	0	0	732	0	717	707	692	577	657
		OPEN.													20																		
		DISCH.	0	0	0	0	0	0	0	0	0	0	0	0	16	0	0	0	0	0	0	0	0	0	0	0	0	0	0	0	0	0	0
36	410	CAN.R.	*	*	*	*	*	150	290	300	190	340	*	*	*	*	*	*	*	*	*	*	*	*	*	*	*	*	*	*	*	140	220
		CAN.D.	0	0	0	0	0	560	700	710	600	750	0	0	0	0	0	0	0	0	0	0	0	0	0	0	0	0	0	0	0	550	630
	-10	T.W.R.	*	*	*	*	*	265	140	*	85	70	*	*	*	*	*	*	*	*	*	*	*	*	*	*	*	*	*	*	*	130	190
		T.W.D.	0	0	0	0	0	255	130	0	75	60	0	0	0	0	0	0	0	0	0	0	0	0	0	0	0	0	0	0	0	120	180
		OPEN.						30																								40	40
		DISCH.	1	1	1	1	1	15	1	1	1	1	1	1	1	1	1	1	1	1	1	1	1	1	1	1	1	1	1	1	1	23	24
37	500	CAN.R.	*	*	*	*	*	*	*	*	150	320	275	210	*	*	*	170	*	*	*	*	*	*	*	*	*	*	*	*	*	*	*
		CAN.D.	0	0	0	0	0	0	0	0	650	820	775	710	0	0	0	670	0	0	0	0	0	0	0	0	0	0	0	0	0	0	0
	-115	T.W.R.	*	*	*	*	*	*	*	*	400	750	910	795	*	*	*	800	*	*	*	*	*	*	*	*	*	*	*	*	*	*	*
		T.W.D.	0	0	0	0	0	0	0	0	285	635	795	680	0	0	0	685	0	0	0	0	0	0	0	0	0	0	0	0	0	0	0
		OPEN.									33	33	33	33																			
		DISCH.	0	0	0	0	0	0	0	0	18	13	-4	5	0	0	0	0	0	0	0	0	0	0	0	0	0	0	0	0	0	0	0
38	348	CAN.R.	*	*	*	*	*	*	*	*	*	*	*	*	295	310	*	*	*	*	*	*	*	*	*	*	*	*	*	*	*	*	*
		CAN.D.	0	0	0	0	0	0	0	0	0	0	0	0	643	658	0	0	0	0	0	0	0	0	0	0	0	0	0	0	0	0	0
	5	T.W.R.	*	*	*	*	*	*	*	*	*	*	*	*	370	110	*	*	*	*	*	*	*	*	*	*	*	*	*	*	*	*	*
		T.W.D.	0	0	0	0	0	0	0	0	0	0	0	0	375	115	0	0	0	0	0	0	0	0	0	0	0	0	0	0	0	0	0
		OPEN.													58	58																	
		DISCH.	0	0	0	0	0	0	0	0	0	0	0	0	26	37	0	0	0	0	0	0	0	0	0	0	0	0	0	0	0	0	0
39	485	CAN.R.	*	*	*	*	*	*	*	*	*	*	*	*	*	*	185	*	*	*	*	190	250	240	*	*	260	260	240	220	220	80	160
		CAN.D.	0	0	0	0	0	0	0	0	0	0	0	0	0	0	670	0	0	0	0	675	735	725	0	0	745	745	725	705	705	565	645
	-15	T.W.R.	*	*	*	*	*	*	*	*	*	*	*	*	*	*	390	*	*	*	*	*	*	*	*	*	*	*	*	*	*	*	*
		T.W.D.	0	0	0	0	0	0	0	0	0	0	0	0	0	0	375	0	0	0	0	0	0	0	0	0	0	0	0	0	0	0	0
		OPEN.																															
		DISCH.	0	0	0	0	0	0	0	0	0	0	0	0	0	0	0	0	0	0	0	0	0	0	0	0	0	0	0	0	0	0	0
40	545	CAN.R.	*	*	*	*	*	270	290	320	170	340	295	235	225	240	215	725	265	240	185	210	270	265	280	295	280	275	255	235	240	95	175
		CAN.D.	0	0	0	0	0	815	835	865	715	885	840	780	770	785	760	1270	810	785	730	755	815	810	825	840	825	820	800	780	785	640	720
	0	T.W.R.	*	*	*	*	*	*	*	*	*	*	*	*	*	*	450	465	455	450	425	390	300	315	300	330	355	455	475	395	420	565	610
		T.W.D.	0	0	0	0	0	0	0	0	0	0	0	0	0	0	450	465	455	450	425	390	300	315	300	330	355	455	475	395	420	565	610
		OPEN.						60	60	60	60	60	60	60	60	60	60	60	60	60	60	60	60	60	60	60	60	60	60	60	60	60	60
		DISCH.	0	0	0	0	0	54	54	55	50	56	54	52	52	53	29	47	31	31	29	32	38	37	38	38	36	32	30	33	32	14	18
41	277	CAN.R.	*	*	*	*	*	*	*	*	*	*	320	*	*	265	240	210	290	265	215	240	295	290	300	*	*	295	*	265	*	120	215
		CAN.D.	0	0	0	0	0	0	0	0	0	0	597	0	0	542	517	487	567	542	492	517	572	567	577	0	0	572	0	542	0	397	492
		OPEN.											27			27	27	27	27	27	27	27	27	27	27			27		29		28	28
		DISCH.	0	0	0	0	0	0	0	0	0	0	20	0	0	19	19	18	20	19	18	19	20	20	20	0	0	20	0	21	0	17	19
42	695	CAN.R.	*	*	*	*	*	*	*	*	*	*	*	*	*	*	*	*	*	*	*	*	*	*	*	*	*	*	215	*	*	*	*
		CAN.D.	0	0	0	0	0	0	0	0	0	0	0	0	0	0	0	0	0	0	0	0	0	0	0	0	0	0	910	0	0	0	0
		OPEN.																											23				
		DISCH.	0	0	0	0	0	0	0	0	0	0	0	0	0	0	0	0	0	0	0	0	0	0	0	0	0	0	21	0	0	0	0
43	390	CAN.R.	*	*	*	*	*	*	*	*	*	*	*	*	*	*	*	*	*	*	*	*	*	*	*	*	*	*	*	*	*	*	*
		CAN.D.	0	0	0	0	0	0	0	0	0	0	0	0	0	0	0	0	0	0	0	0	0	0	0	0	0	0	0	0	0	0	0
		OPEN.																															
		DISCH.	0	0	0	0	0	0	0	0	0	0	0	0	0	0	0	0	0	0	0	0	0	0	0	0	0	0	0	0	0	0	0

SLUICE DISCHARGE AUGUST

Canal depth in millimeters
Flow in liters/second

Tail water depth in millimeters
Flow *,Daily discharge and reject in cubic meters/24 hours

Sluice opening in millimeters

Discharge in litres/second
K.B.A. as Klipbult reject

Salinity in milligrams/liter

		DATE	1	2	3	4	5	6	7	8	9	10	11	12	13	14	15	16	17	18	19	20	21	22	23	24	25	26	27	28	29	30	31
44	430	CAN.R.	*	*	*	*	*	*	*	*	*	*	*	*	*	*	*	*	*	*	*	*	*	*	*	*	*	*	*	*	*	*	*
		CAN.D.	0	0	0	0	0	0	0	0	0	0	0	0	0	0	0	0	0	0	0	0	0	0	0	0	0	0	0	0	0	0	0
		OPEN.																															
		DISCH.	1	1	1	1	1	1	1	1	1	1	1	1	1	1	1	1	1	1	1	1	1	1	1	1	1	1	1	1	1	1	1
45	450	CANALR	*	*	*	*	*	*	*	*	*	*	*	*	*	*	*	*	*	*	*	*	*	*	*	*	*	*	*	*	*	*	*
		CANALD	0	0	0	0	0	0	0	0	0	0	0	0	0	0	0	0	0	0	0	0	0	0	0	0	0	0	0	0	0	0	0
	-130	T.W.R.	*	*	*	*	*	*	*	*	*	*	*	*	*	*	*	*	*	*	*	*	*	*	*	*	*	*	*	*	*	*	*
		T.W.D.	0	0	0	0	0	0	0	0	0	0	0	0	0	0	0	0	0	0	0	0	0	0	0	0	0	0	0	0	0	0	0
		OPEN.																															
		DISCH.	0	0	0	0	0	0	0	0	0	0	0	0	0	0	0	0	0	0	0	0	0	0	0	0	0	0	0	0	0	0	0
		TOT. DISCH.	7	7	7	7	7	95	61	62	97	100	156	159	139	133	113	97	68	90	63	68	88	87	89	69	104	71	70	73	51	70	77
		REC 2 -REC 3	0	0	0	0	0	0	0	0	0	0	0	0	0	0	0	0	0	0	0	0	203	179	172	170	185	163	157	154	143	88	107
		DIFF.	-7	-7	-7	-7	-7	-95	-61	-62	-97	-100	-156	-159	-139	-133	-113	-97	-68	-90	-63	-68	115	92	83	102	81	92	87	82	92	18	30
TOTAL DISCH +REJECT			11	11	11	11	11	394	336	66	82	84	159	162	142	136	151	113	68	89	61	88	93	114	102	76	101	355	306	349	449	360	301
		REJECT *	0	0	0	0	0	291	271	0	17	18	18	17	26	54	15	9	10	33	9	10	17	16	17	11	36	299	254	291	412	303	231
TOTAL DISCH -REJECT			11	11	11	11	11	102	65	66	65	65	141	145	116	82	136	103	57	56	52	78	76	98	85	65	65	56	52	58	37	56	70
DAILY REJECT			0	0	0	0	0	25162	23444	0	1445	1596	1522	1469	2266	4696	1303	810	866	2827	768	866	1426	1385	1459	968	3141	25809	21951	25142	35582	26208	19936
DAILY DISCHARGE			907	907	907	907	907	8845	5594	5678	5629	5639	12208	12525	10013	7095	11740	8921	4967	4850	4504	6771	6610	8458	7346	5592	5626	4870	4530	5020	3179	4861	6033

* INCLUDED IN REJECT ARE K.B.A AND OFFTAKE NUMBERS 18,25,26,38,39

SLUICE DISCHARGE SEPTEMBER — Canal depth in millimeters / Flow in liters/second — Tail water depth in millimeters / Flow *, Daily discharge and reject in cubic meters/24 hours — Sluice opening in millimeters — Discharge in litres/second / E.B.A. as Klipbult reject — Salinity in milligrams/liter

		DATE	1	2	3	4	5	6	7	8	9	10	11	12	13	14	15	16	17	18	19	20	21	22	23	24	25	26	27	28	29	30
OTT REC 1		CAN.D.	870	895	890	885	900	885	925	850	835	765	825	865	830	820	810	845	850	860	845	917	900	827	853	806	802	815	818	825	766	790
		FLOW	1212	1262	1252	1242	1272	1242	1322	1173	1143	1009	1124	1202	1134	1114	1095	1163	1173	1192	1163	1306	1272	1128	1179	1087	1079	1105	1110	1124	1011	1056
		SALIN.	116	113	119	124	131	139	151	147	138	114	119	131	145	77	94	112	94	59	74	96	115	135	149	137	133	144	150	165	161	169
		FLOW *	104720	109001	108142	107284	109862	107284	114187	101321	98789	87165	97108	103868	97948	96271	94600	100476	101321	103017	100476	112799	109862	97444	101830	93933	93268	95434	95936	97108	87329	91278
OTT REC 2		CAN.D.	588	597	599	595	603	619	656	630	603	613	674	628	634	628	619	648	670	652	665	716	648	618	680	649	647	658	644	636	595	638
		FLOW	700	716	720	713	727	755	822	775	727	744	854	771	782	771	755	807	847	814	838	932	807	753	865	809	805	825	800	785	713	789
		SALIN.	112	113	119	123	129	138	149	149	142	115	121	131	126	82	92	111	100	60	70	99	147	128	136	136	133	139	149	165	161	168
OTT REC 3		CAN.D.	759	760	757	724	718	745	797	721	700	737	817	782	791	791	805	767	791	734	742	813	793	706	739	741	744	781	771	768	613	649
		FLOW	580	581	578	544	538	565	620	541	519	557	641	604	613	613	628	588	613	554	562	637	616	525	559	561	564	603	592	589	432	468
		SALIN.	113	113	122	124	127	139	151	148	148	119	114	128	122	77	89	108	107	59	68	90	114	124	134	136	134	139	146	159	158	168
SLU.NO	CON																															
1	223	CAN.R.	*	*	*	*	*	*	*	*	*	*	305	445	400	390	*	*	*	*	*	*	*	*	*	*	350	380	410	450	360	360
		CAN.D.											528	668	623	613											573	603	633	673	583	583
		OPEN.											39	39	39	39											36	36	36	36	38	38
		DISCH.	0	0	0	0	0	0	0	0	0	0	28	31	30	30	0	0	0	0	0	0	0	0	0	0	27	27	28	29	28	28
2	405	CAN.R.	*	*	*	*	*	*	*	*	*	*	*	*	*	*	210	210	275	275	250	255	320	255	230	255	*	*	*	240	*	*
		CAN.D.															615	615	680	680	655	660	725	660	635	660				645		
	318	T.W.R.	*	*	*	*	*	*	*	*	*	*	*	*	*	*	90	90	80	125	100	65	40	80	80	110	*	*	*	20	*	*
		T.W.D.															408	408	398	443	418	383	358	398	398	428				338		
		OPEN.															38	38	38	38	38	38	38	38	38	38				20		
		DISCH.	0	0	0	0	0	0	0	0	0	0	0	0	0	0	15	15	18	16	16	18	20	17	16	16	0	0	0	10	0	0
3	400	CAN.R.	*	*	*	*	*	*	*	*	*	175	120	255	210	205	190	195	*	*	*	*	*	*	*	*	*	*	*	*	*	*
		CAN.D.										575	520	655	610	605	590	595														
		OPEN.										31	31	31	31	31	31	31														
		DISCH.	0	0	0	0	0	0	0	0	0	23	22	25	24	24	23	23	0	0	0	0	0	0	0	0	0	0	0	0	0	0
4	420	CAN.R.	*	*	*	*	*	*	*	*	*	*	*	*	*	*	*	*	*	*	200	210	*	*	*	*	135	170	*	*	*	*
		CAN.D.																			620	630					555	590				
		OPEN.																			42	42					43	43				
		DISCH.	0	0	0	0	0	0	0	0	0	0	0	0	0	0	0	0	0	0	32	32	0	0	0	0	31	32	0	0	0	0
5		OPEN.	*	*	*	*	*	*	*	*	*	*	*	*	*	*	*	*	*	*	*	*	*	*	*	*	*	*	*	*	*	*
		DISCH.	0	0	0	0	0	0	0	0	0	0	0	0	0	0	0	0	0	0	0	0	0	0	0	0	0	0	0	0	0	0
6		OPEN.	*	*	*	*	*	*	*	*	*	*	*	*	*	*	*	*	*	*	*	*	*	*	*	*	*	*	*	*	*	*
		DISCH.	0	0	0	0	0	0	0	0	0	0	0	0	0	0	0	0	0	0	0	0	0	0	0	0	0	0	0	0	0	0
7	65	CAN.R.	*	*	*	*	*	*	*	*	*	*	*	*	*	*	*	*	*	*	220	200	290	*	*	*	*	*	*	*	*	*
		CAN.D.																			285	265	355									
		T.W.D.																			275	265	0									
		OPEN.																			50	50	50									
		DISCH.	0	0	0	0	0	0	0	0	0	0	0	0	0	0	0	0	0	0	4	0	29	0	0	0	0	0	0	0	0	0
8	330	CAN.R.	*	*	*	*	*	*	*	*	*	*	*	*	*	*	*	180	*	*	*	*	*	*	200	*	145	180	215	210	175	175
		CAN.D.																510							530		475	510	545	540	505	505
	265	T.W.R.	*	*	*	*	*	*	*	*	*	*	*	*	*	*	*	200	*	*	*	*	*	*	*	*	65	135	240	235	225	200
		T.W.D.																465									330	400	505	500	490	465
		OPEN.																17							8		73	73	73	73	73	73
		DISCH.	0	0	0	0	0	0	0	0	0	0	0	0	0	0	0	3	0	0	0	0	0	0	6	0	24	21	13	13	8	13
9	555	CAN.R.	165	200	200	185	160	190	190	220	160	135	100	215	*	*	160	165	210	210	195	200	*	200	*	215	135	170	200	200	160	160
		CAN.D.	720	755	755	740	715	745	745	775	715	690	655	770	0		715	720	765	765	750	755		755		770	690	725	755	755	715	715
	-5	T.W.R.	*	*	*	*	650	680	*	705	700	*	*	*	*	*	645	*	360	150	725	740	*	*	*	*	*	*	*	*	625	*
		T.W.D.					645	675		700	695						640		355	145	720	735									620	
		OPEN.					86	86		92							88		88	88	88	88									88	
		DISCH.					20	20		22							21		50	61	13	11									24	

SLUICE DISCHARGE SEPTEMBER

Canal depth in millimeters
Flow in liters/second

Tail water depth in millimeters
Flow *,Daily discharge and reject in cubic meters/24 hours

Sluice opening in millimeters

Discharge in litres/second
K.B.A. as Klipbult reject

Salinity in milligrams/liter

		DATE	1	2	3	4	5	6	7	8	9	10	11	12	13	14	15	16	17	18	19	20	21	22	23	24	25	26	27	28	29	30
10		OPEN.	*	*	*	*	*	*	*	*	*	*	*	*	*	*	*	*	*	*	*	*	*	*	*	*	*	*	*	*	*	*
		DISCH.	*	*	*	*	*	*	*	*	*	*	*	*	*	*	*	*	*	*	*	*	*	*	*	*	*	*	*	*	*	*
11		OPEN.	*	*	*	*	*	*	*	*	*	*	*	*	*	*	*	*	*	*	*	*	*	*	*	*	*	*	*	*	*	*
		DISCH.	*	*	*	*	*	*	*	*	*	*	*	*	*	*	*	*	*	*	*	*	*	*	*	*	*	*	*	*	*	*
12	390	CAN.R.	105	145	140	125	120	135	140	170	105	85	250	160	130	130	110	110	155	160	145	150	220	150	125	170	85	115	140	140	110	100
		CAN.D.	495	535	530	515	510	525	530	560	495	475	640	550	520	520	500	500	545	550	535	540	610	540	515	560	475	505	530	530	500	490
	215	T.W.R.	290	325	320	260	310	315	320	370	290	270	230	340	300	310	305	295	340	350	325	330	400	340	300	340	265	290	320	310	305	270
		T.W.D.	505	540	535	475	525	530	535	585	505	485	445	555	515	525	520	510	555	565	540	545	615	555	515	555	480	505	535	525	520	485
		OPEN.	54	54	54	54	54	54	54	54	54	54	54	54	54	54	54	54	54	54	54	54	54	54	54	54	54	54	54	54	54	54
		DISCH.	-5	-3	-3	10	-6	-3	-3	-8	-5	-5	21	-3	3	-3	-7	-5	-5	-6	-3	-3	-3	-6	0	3	-3	0	-3	3	-7	3
13		OPEN.	*	*	*	*	*	*	*	*	*	*	*	*	*	*	*	*	*	*	*	*	*	*	*	*	*	*	*	*	*	*
		DISCH.	*	*	*	*	*	*	*	*	*	*	*	*	*	*	*	*	*	*	*	*	*	*	*	*	*	*	*	*	*	*
14	395	CAN.R.	*	*	*	*	*	*	*	215	*	140	*	*	*	*	*	160	*	*	*	230	*	*	190	*	*	*	*	*	*	155
		CAN.D.								610		535						555				625			585							550
		OPEN.										29						30				8			30							30
		DISCH.	0	0	0	0	0	0	0	0	0	20	0	0	0	0	0	22	0	0	0	6	0	0	-22	0	0	0	0	0	0	22
15	345	CAN.R.	165	190	190	175	165	190	200	*	170	155	140	215	*	*	180	175	225	225	220	235	*	210	*	260	175	200	215	200	180	165
		CAN.D.	510	535	535	520	510	535	545		515	500	485	560			525	520	570	570	565	580		555		605	520	545	560	545	525	510
		T.W.D.																40	50	80	55	80									40	45
		OPEN.																8	8	8	8	8									8	8
		DISCH.	0	0	0	0	0	0	0	0	0	0	0	0	0	0	0	5	5	5	5	5	0	0	0	0	0	0	0	0	5	5
16	400	CAN.R.	*	*	*	*	*	*	*	*	*	*	*	200	*	*	*	*	*	*	220	*	*	*	*	*	*	*	*	*	*	*
		CAN.D.												600							620											
	25	T.W.R.	*	*	*	*	*	*	*	*	*	*	*	180	*	*	*	*	*	*	175	*	*	*	*	*	*	*	*	*	*	*
		T.W.D.												205							200											
		OPEN.												24							25											
		DISCH.	1	1	1	1	1	1	1	1	1	1	1	13	1	1	1	1	1	1	14	1	1	1	1	1	1	1	1	1	1	1
17	465	CAN.R.	*	*	*	*	*	*	*	*	*	*	*	180	*	150	150	150	*	*	*	*	*	*	*	*	*	*	*	*	*	*
		CAN.D.												645		615	615	615														
		OPEN.														65																
		DISCH.														49																
18	350	CAN.R.	*	*	*	*	*	*	*	*	*	135	130	*	*	*	140	*	195	195	200	215	280	160	180	245	*	*	*	*	*	120
		CAN.D.										485	480				490		545	545	550	565	630	510	530	595						470
		OPEN.										10	10				10		10	10	10	10	10	10	10	10						10
		DISCH.										7	7				7		7	7	7	7	8	7	7	8						7
19	400	CAN.R.	*	*	*	*	*	*	*	*	*	*	*	*	*	*	*	*	*	*	*	*	*	*	*	*	*	*	*	*	*	*
		CAN.D.																														
	5	T.W.R.																														
		T.W.D.																														
		OPEN.																														
		DISCH.																														
K.B.A.	-175	CANALR.	410	440	430	410	370	395	355	440	385	270	270	445	410	400	390	375	345	350	280	280	320	415	260	295	270	355	430	400	385	370
		B.O.W.	235	265	255	235	195	220	180	265	210	95	95	270	235	225	215	200	170	175	105	105	145	240	85	120	95	180	255	225	210	195
		DISCH	227	271	256	227	172	206	153	271	192	59	59	279	227	213	199	179	141	147	69	69	111	234	50	84	59	153	256	213	192	172
20	370	CAN.R.	*	*	*	*	*	*	*	*	*	130	*	*	*	*	*	*	*	*	*	*	*	*	*	*	*	*	*	*	140	*	*
		CAN.D.										500																		510		
		OPEN.										76																		76		
		DISCH.	0	0	0	0	0	0	0	0	0	51	0	0	0	0	0	0	0	0	0	0	0	0	0	0	0	0	0	52	0	0
	TOT.	DISCH.	226	271	256	240	190	226	153	289	191	158	139	346	287	315	262	245	219	233	160	147	168	256	104	114	140	236	297	322	253	253
	REC 1 -REC 2		512	545	532	529	545	487	500	398	417	264	270	431	352	343	340	356	326	378	325	373	464	375	313	278	274	279	311	338	298	267
	DIFF.		286	274	276	289	355	261	347	109	226	106	130	85	65	28	78	111	107	145	165	226	296	119	209	164	134	43	14	17	45	15

SLUICE DISCHARGE SEPTEMBER — Canal depth in millimeters — Tail water depth in millimeters — Sluice opening in millimeters — Discharge in litres/second — Salinity in milligrams/liter

Flow in liters/second — Flow *,Daily discharge and reject in cubic meters/24 hours — K.B.A. as Klipbult reject

		DATE	1	2	3	4	5	6	7	8	9	10	11	12	13	14	15	16	17	18	19	20	21	22	23	24	25	26	27	28	29	30
21	430	CAN.R.	*	*	*	*	*	*	*	*	*	*	*	*	*	*	*	*	*	*	*	*	*	175	190	*	*	*	*	*	*	*
		CAN.D.																						605	620							
		OPEN.																						75	75							
		DISCH.	1	1	1	1	1	1	1	1	1	1	1	1	1	1	1	1	1	1	1	1	1	56	56	1	1	1	1	1	1	1
22	345	CAN.R.	165	195	185	175	180	210	245	240	195	215	210	255	*	*	220	210	255	260	270	295	360	225	*	335	240	265	270	*	220	215
		CAN.D.	510	540	530	520	525	555	590	585	540	560	555	600			565	555	600	605	615	640	705	570		680	585	610	615		565	560
		OPEN.																	78	43			78			78						
		DISCH.	2	2	2	2	2	2	2	2	2	2	2	2	2	2	2	2	58	33	2	2	63	2	2	62	2	2	2	2	2	2
23	392	CAN.R.	*	*	*	*	*	*	*	*	*	*	*	*	*	*	*	*	*	305	305	*	*	*	*	*	*	*	*	*	*	*
		CAN.D.																		697	697											
		OPEN.																		32	60											
		DISCH.	0	0	0	0	0	0	0	0	0	0	0	0	0	0	0	0	0	26	48	0	0	0	0	0	0	0	0	0	8	0
24	400	CAN.R.	*	*	*	*	*	*	*	*	*	*	*	*	*	*	*	255	305	305	305	335	400	270	280	385	280	320	*	*	*	*
		CAN.D.																655	705	705	705	735	800	670	680	785	680	720				
		OPEN.																17	17	17	17	17	17	17	17	17	17	17				
		DISCH.	0	0	0	0	0	0	0	0	0	0	0	0	0	0	0	13	14	14	14	14	15	13	14	15	14	14				
25	635	CAN.R.	200	230	215	200	205	245	280	285	235	260	270	310	*	260	270	260	305	305	305	335	400	275	*	385	280	320	330	300	275	275
		CAN.D.	835	865	850	835	840	880	915	920	870	895	905	945		895	905	895	940	940	940	970	1035	910		1020	915	955	965	935	910	910
		OPEN.														32							32							32	32	
		DISCH.														30							32							30	30	
26	460	CAN.R.	180	205	195	180	185	230	260	270	220	250	*	*	*	*	*	255	300	300	305	330	395	275	280	380	275	320	335	320	275	275
		CAN.D.	640	665	655	640	645	690	720	730	680	710						715	760	760	765	790	855	735	740	840	735	780	795	780	735	735
	30	T.W.R.	337	340	360	332	310	320	330	310	80	40	*	*	*	*	*	55	130	352	340	345	405	350	60	345	360	310	370	365	345	360
		T.W.D.	367	370	390	362	340	350	360	340	110	70						85	160	382	370	375	435	380	90	375	390	340	400	395	375	390
		OPEN.	25	25	25	25	25	25	25	25	25	25						24	24	24	24	24	24	24	24	24	24	24	24	24	24	24
		DISCH.	11	12	11	11	12	13	13	14	16	17						17	17	13	14	14	14	13	17	15	13	14	14	13	13	13
27	445	CAN.R.	*	*	*	*	*	*	*	*	*	*	*	*	*	*	*	245	300	290	300	*	*	270	280	360	275	*	*	*	*	*
		CAN.D.																690	745	735	745			715	725	805	720					
	100	T.W.R.	*	*	*	*	*	*	*	*	*	*	*	*	*	*	*	255	*	100	205	*	*	150	220	150	170	*	*	*	*	*
		T.W.D.																355		200	305			250	320	250	270					
		OPEN.																19	20	8	20			20	20	20	20					
		DISCH.																10	17	5	12			12	11	13	12					
28	335	CAN.R.	*	*	*	*	*	*	*	*	*	*	*	*	*	*	*	*	*	*	*	*	*	*	*	*	*	*	*	*	*	*
		CAN.D.																														
		OPEN.																														
		DISCH.	0	0	0	0	0	0	0	0	0	0	0	0	0	0	0	0	0	0	0	0	0	0	0	0	0	0	0	0	0	0
29	265	CAN.R.	*	*	250	230	240	*	*	315	195	300	*	*	*	*	*	305	355	355	360	375	440	*	345	*	325	385	*	*	335	340
		CAN.D.			515	495	505			580	460	565						570	620	620	625	640	705		610		590	650			600	605
	0	T.W.R.	*	*	135	155	160	*	*	150	155	155	*	*	*	*	*	140	150	140	145	145	145	*	140	*	155	165	*	*	155	140
		T.W.D.			135	155	160			150	155	155						140	150	140	145	145	145		140		155	165			155	140
		OPEN.			28	28	28			27	27	27						26	26	26	26	34	34		27		27	27			27	27
		DISCH.	1	1	15	14	14	1	1	15	13	15	1	1	1	1	1	15	16	16	16	21	22	1	18	1	15	16	1	1	16	16
30	270	CAN.R.	*	*	*	230	*	*	310	*	*	*	*	*	*	*	*	*	*	*	*	375	440	*	*	*	325	*	*	*	*	*
		CAN.D.				500			580													645	710				595					
		OPEN.				35			68													68					67					
		DISCH.	0	0	0	24	0	0	50	0	0	0	0	0	0	0	0	0	0	0	0	52	0	0	0	0	50	0	0	0	0	0
31	295	CAN.R.	*	*	*	*	240	*	*	*	*	*	*	*	*	*	*	*	*	355	360	375	440	*	345	425	*	*	*	*	*	*
		CAN.D.					535													650	655	670	735		640	720						
		OPEN.					34													35	35	27	27		35	35						
		DISCH.	0	0	0	0	24	0	0	0	0	0	0	0	0	0	0	0	0	28	28	22	23	0	27	29	0	0	0	0	0	0
32	315	CAN.R.	*	*	*	*	*	*	*	*	*	*	*	*	*	*	*	*	*	*	*	*	*	*	*	*	*	*	*	*	*	*
		CAN.D.																														
		OPEN.																														
		DISCH.																														

SLUICE DISCHARGE SEPTEMBER

Canal depth in millimeters
Flow in liters/second

Tail water depth in millimeters
Flow *,Daily discharge and reject in cubic meters/24 hours

Sluice opening in millimeters

Discharge in litres/second
K.B.A. as Klipbult reject

Salinity in milligrams/liter

		DATE	1	2	3	4	5	6	7	8	9	10	11	12	13	14	15	16	17	18	19	20	21	22	23	24	25	26	27	28	29	30
33	415	CAN.R.	*	*	*	*	*	*	*	*	*	*	*	*	*	*	*	*	*	*	*	*	*	*	*	*	*	*	*	400	*	*
		CAN.D.																												815		
		OPEN.																														
		DISCH.	0	0	0	0	0	0	0	0	0	0	0	0	0	0	0	0	0	0	0	0	0	0	0	0	0	0	0	0	0	0
34	422	CAN.R.	*	*	*	*	*	*	*	*	*	*	*	*	*	*	*	*	*	*	*	*	*	*	*	*	330	*	*	*	330	330
		CAN.D.																									752				752	752
		OPEN.																									35				35	35
		DISCH.	0	0	0	0	0	0	0	0	0	0	0	0	0	0	0	0	0	0	0	0	0	0	0	0	30	0	0	0	30	30
35	437	CAN.R.	250	280	265	250	250	320	32	330	285	310	325	380	*	*	345	310	365	360	365	385	*	360	*	430	330	385	420	*	330	330
		CAN.D.	687	717	702	687	687	757	469	767	722	747	762	817			782	747	802	797	802	822		797		867	767	822	857		767	767
		OPEN.																20	20								21	21			22	22
		DISCH.																17	18								18	19			19	19
36	410	CAN.R.	*	*	*	*	*	*	*	*	*	*	300	*	*	*	*	*	*	*	*	*	*	*	*	*	*	*	*	*	320	320
		CAN.D.											710																		730	730
	-10	T.W.R.	*	*	*	*	*	*	*	*	*	*	675	*	*	*	*	*	*	*	*	*	*	*	*	*	*	*	*	*	150	155
		T.W.D.											665																		140	145
		OPEN.											28																		42	42
		DISCH.	1	1	1	1	1	1	1	1	1	1	5	1	1	1	1	1	1	1	1	1	1	1	1	1	1	1	1	1	28	28
37	500	CAN.R.	*	*	*	*	*	270	295	865	255	380	*	360	*	320	325	295	340	335	335	350	420	325	300	390	290	385	380	350	*	*
		CAN.D.						770	795	1365	755	880	0	860		820	825	795	840	835	835	850	920	825	800	890	790	885	880	850		
	-115	T.W.R.	*	*	*	*	*	490	670	300	855	880	895	980	*	960	915	925	945	975	925	940	1010	945	900	970	920	940	990	970	*	*
		T.W.D.						375	555	185	740	765	780	865		845	800	810	830	860	810	825	895	830	785	855	805	825	875	855		
		OPEN.						29	29	29	29	29	29	29		30	30	30	30	30	30	30	30	30	30	30	30	30	30	30		
		DISCH.						16	13	28	3	9	-22	-2		-4	4	-3	3	-4	4	4	4	-2	3	5	-3	6	2	-2		
38	348	CAN.R.	*	*	*	*	*	*	*	*	*	*	*	*	*	*	*	*	*	*	*	*	*	*	*	*	*	*	*	*	*	240
		CAN.D.																														588
	5	T.W.R.	*	*	*	*	*	*	*	*	*	*	*	*	*	*	*	*	*	*	*	*	*	*	*	*	*	*	*	*	*	280
		T.W.D.																														285
		OPEN.																														66
		DISCH.																														32
39	485	CAN.R.	200	215	215	195	180	220	250	250	200	220	250	320	*	*	290	245	295	280	270	285	*	260	210	310	210	265	295	*	170	120
		CAN.D.	685	700	700	680	665	705	735	735	685	705	735	805			775	730	780	765	755	770		745	695	795	695	750	780		655	605
	-15	T.W.R.	*	*	*	*	*	*	*	*	*	*	*	*	*	*	*	*	*	*	*	*	*	*	600	635	615	620	*	*	*	*
		T.W.D.																							585	620	600	605				
		OPEN.																							30	30	30	30				
		DISCH.																							9	11	8	10				
40	545	CAN.R.	190	230	225	210	185	230	260	250	200	220	250	325	390	295	305	250	300	275	270	275	350	260	200	310	210	265	300	270	150	115
		CAN.D.	735	775	770	755	730	775	805	795	745	765	795	870	935	840	850	795	845	820	815	820	895	805	745	855	755	810	845	815	695	660
	0	T.W.R.	410	520	580	595	610	585	625	620	605	600	620	680	700	700	775	770	810	645	625	620	630	650	605	565	510	480	465	625	450	365
		T.W.D.	410	520	580	595	610	585	625	620	605	600	620	680	700	700	775	770	810	645	625	620	630	650	605	565	510	480	465	625	450	365
		OPEN.	140	140	140	140	140	140	140	140	140	140	140	140	140	140	140	140	140	140	140	140	140	140	140	62	62	62	62	62	62	62
		DISCH.	70	62	54	49	43	54	52	52	46	50	52	54	60	46	34	20	23	52	54	55	63	49	46	29	27	31	33	24	27	29
41	277	CAN.R.	*	260	240	335	210	255	290	270	220	240	270	*	*	*	*	260	310	280	280	295	380	265	220	310	220	270	310	275	185	130
		CAN.D.		537	517	612	487	532	567	547	497	517	547					537	587	557	557	572	657	542	497	587	497	547	587	552	462	407
		OPEN.		29	29	29	29	29	29	29	29	29	29					29	29	29	29	29	29	29	29	29	29	29	29	29	29	29
		DISCH.	0	21	20	22	20	21	21	21	20	20	21	0	0	0	0	20	21	21	21	21	23	20	20	21	20	21	21	21	19	18
42	695	CAN.R.	*	*	*	*	*	*	*	*	*	*	*	*	*	*	*	295	345	315	315	325	400	*	*	*	*	*	350	*	*	*
		CAN.D.																990	1040	1010	1010	1020	1095						1045			
		OPEN.																23	17	17	5	5	5						17			
		DISCH.	0	0	0	0	0	0	0	0	0	0	0	0	0	0	0	22	17	17	5	5	5	0	0	0	0	0	17	0	0	0
43	390	CAN.R.	*	*	*	*	*	*	*	*	*	*	*	*	*	*	*	*	*	*	*	*	*	*	170	260	*	*	*	*	145	90
		CAN.D.																							560	650					535	480
		OPEN.																							48	48					48	48
		DISCH.	0	0	0	0	0	0	0	0	0	0	0	0	0	0	0	0	0	0	0	0	0	0	35	38	0	0	0	0	34	32

SLUICE DISCHARGE SEPTEMBER

Canal depth in millimeters
Flow in liters/second

Tail water depth in millimeters
Flow *,Daily discharge and reject in cubic meters/24 hours

Sluice opening in millimeters

Discharge in litres/second
K.B.A. as Klipbult reject

Salinity in milligrams/liter

		DATE	1	2	3	4	5	6	7	8	9	10	11	12	13	14	15	16	17	18	19	20	21	22	23	24	25	26	27	28	29	30
44	430	CAN.R.	*	290	*	*	*	*	*	280	230	*	*	*	*	*	*	*	*	*	285	300	380	*	*	*	*	*	*	*	*	125
		CAN.D.		720						710	660										715	730	810									555
		OPEN.		29						31	31											31	31									29
		DISCH.	1	24	1	1	1	1	1	26	25	1	1	1	1	1	1	1	1	1	1	26	27	1	1	1	1	1	1	1	1	21
45	450	CANALR.	*	*	*	*	*	*	*	*	*	*	*	*	*	*	*	285	350	315	*	*	*	*	*	*	*	*	*	*	*	*
		CANALD.																735	800	765												
	-130	T.W.R.	*	*	*	*	*	*	*	*	*	*	*	*	*	*	*	295	300	480	*	*	*	*	*	*	*	*	*	*	*	*
		T.W.D.																165	170	350												
		OPEN.																54	54	54												
		DISCH.																36	37	30												
	TOT. DISCH.		89	125	106	127	119	110	156	160	129	118	62	59	67	79	45	172	244	254	220	239	295	166	261	242	208	137	94	93	220	242
	REC 2 -REC 3		121	135	142	169	189	190	202	234	208	187	214	167	168	158	127	219	234	260	276	295	192	228	306	248	241	222	207	196	281	321
	DIFF.		32	10	35	42	70	80	46	74	79	70	151	108	101	79	82	46	-10	7	55	57	-103	62	45	6	33	85	114	103	61	80
TOTAL DISCH +REJECT			315	396	363	367	309	336	309	450	320	276	202	405	354	394	307	417	462	487	380	386	463	422	366	356	348	373	390	415	473	494
	REJECT *		239	283	268	239	184	219	166	285	209	83	66	279	227	243	206	196	165	167	89	90	165	254	83	117	80	177	270	257	235	224
TOTAL DISCH -REJECT			76	113	95	129	124	117	142	165	111	193	136	126	127	151	101	221	298	320	290	296	298	168	282	239	268	196	120	158	238	271
DAILY REJECT			20616	24468	23120	20625	15934	18905	14357	24621	18044	7210	5700	24100	19632	20974	17807	16937	14218	14455	7731	7769	14234	21967	7193	10104	6896	15316	23318	22184	20323	19312
DAILY DISCHARGE			6570	9785	8223	11107	10756	10129	12305	14237	9582	16646	11713	10910	10964	13072	8722	19120	25731	27621	25093	25591	25753	14521	24401	20635	23158	16948	10389	13657	20551	23404

* INCLUDED IN REJECT ARE K.B.A AND OFFTAKE NUMBERS 18,25,26,38,39

SLUICE DISCHARGE OCTOBER

Canal depth in millimeters
Flow in liters/second

Tail water depth in millimeters
Flow *,Daily discharge and reject in cubic meters/24 hours

Sluice opening in millimeters

Discharge in litres/second
E.B.A. as Kliphult reject

Salinity in milligrams/liter

		DATE	1	2	3	4	5	6	7	8	9	10	11	12	13	14	15	16	17	18	19	20	21	22	23	24	25	26	27	28	29	30	31
OTT		CAN.D.	775	790	810	839	861	825	856	861	873	860	919	926	939	896	899	874						864	885	879	915	889	865	878	878	866	905
REC 1		FLOW	1028	1056	1095	1151	1194	1124	1184	1194	1218	1192	1310	1324	1350	1264	1270	1220	0	0	0	0	0	1200	1242	1230	1302	1250	1202	1228	1228	1204	1282
		SALIN.	170	177	184	189	202	226	217	229	223	220	255	239	255	236	245	250						259	258	247	257	231	223	225	231	233	22
		FLOW *	88805	91278	94600	99463	103187	97108	102338	103187	105231	103017	113145	114360	116624	109173	109690	105402	0	0	0	0	0	103698	107284	106257	112452	107970	103868	106086	106086	104038	110724
OTT		CAN.D.	633	643	658	662	693	647	647	646	665	644	690	693	712	681	684	685						700	717	728	760	741	750	765	770	755	776
REC 2		FLOW	780	798	825	832	889	805	805	803	838	800	884	889	925	867	873	875	0	0	0	0	0	902	934	955	1015	979	996	1025	1034	1006	1046
		SALIN.	173	177	181	194	200	207	212	232	216	216	217	220	227	229	241	250						256	260	250	240	229	223	225	229	229	231
OTT		CAN.D.	618	637	667	676	711	729	711	673	727	683	777	865	910	819	812	798						732	766	769	856	827	813	811	813	801	845
REC 3		FLOW	437	456	486	495	530	549	530	492	547	502	599	692	740	643	636	621	0	0	0	0	0	552	587	590	682	651	637	634	637	624	671
		SALIN.	172	179	177	191	197	202	211	241	215	208	223	216	229	231	246	252						256	263	251	236	228	222	229	232	229	232
SLU.NO	CON																																
1	223	CAN.R.	350	365	370	410	445	420	390	*	*	*	*	*	*	*	*	*	*	*	*	*	*	*	*	*	*	*	435	455	470	480	400
		CAN.D.	573	588	593	633	668	643	613	0	0	0	0	0	0	0	0	0	0	0	0	0	0	0	0	0	0	0	658	678	693	703	623
		OPEN.	38	38	38	38	38	38	38																				38	38	38	38	38
		DISCH.	28	28	28	29	30	30	29	0	0	0	0	0	0	0	0	0	0	0	0	0	0	0	0	0	0	0	30	31	31	31	29
2	405	CAN.R.	*	*	*	*	*	*	*	280	270	280	280	340	335	340	300	*	*	*	*	*	*	275	290	310	310	370	*	*	*	*	245
		CAN.D.	0	0	0	0	0	0	0	685	675	685	685	745	740	745	705	0	0	0	0	0	0	680	695	715	715	775	0	0	0	0	650
	318	T.W.R.	*	*	*	*	*	*	*	*	*	*	*	90	175	175	185	*	*	*	*	*	*	*	*	*	*	40	*	*	*	*	*
		T.W.D.	0	0	0	0	0	0	0	0	0	0	0	408	493	493	503	0	0	0	0	0	0	0	0	0	0	358	0	0	0	0	0
		OPEN.								38	38	38	38	38	38	38	38							41	41	41	41	41					40
		DISCH.	0	0	0	0	0	0	0	31	30	31	31	19	16	17	15	0	0	0	0	0	0	33	34	34	34	23	0	0	0	0	32
3	400	CAN.R.	170	185	180	220	260	240	215	260	255	265	*	*	*	*	*	*	*	*	*	*	*	260	275	295	300	360	270	295	300	315	230
		CAN.D.	570	585	580	620	660	640	615	660	655	665	0	0	0	0	0	0	0	0	0	0	0	660	675	695	700	760	670	695	700	715	630
		OPEN.	31	31	31	31	31	31	31	31	31	31												31	31	31	31	31	31	31	31	31	31
		DISCH.	23	23	23	24	25	24	24	25	25	25	0	0	0	0	0	0	0	0	0	0	0	25	25	25	25	26	25	25	25	26	24
4	420	CAN.R.	*	*	155	195	245	*	*	*	*	*	*	*	*	*	*	*	*	*	*	*	*	250	265	285	*	*	260	*	295	315	215
		CAN.D.	0	0	575	615	665	0	0	0	0	0	0	0	0	0	0	0	0	0	0	0	0	670	685	705	0	0	680	0	715	735	635
		OPEN.			46	45	44																	45	45	45			33		45	45	45
		DISCH.	0	0	33	34	35	0	0	0	0	0	0	0	0	0	0	0	0	0	0	0	0	36	36	37	0	0	26	0	37	38	35
5		OPEN.	*	*	*	*	*	*	*	*	*	*	*	*	*	*	*	*	*	*	*	*	*	*	*	*	*	*	*	*	*	*	*
		DISCH.	0	0	0	0	0	0	0	0	0	0	0	0	0	0	0	0	0	0	0	0	0	0	0	0	0	0	0	0	0	0	0
6		OPEN.	*	*	*	*	*	*	*	*	*	*	*	*	*	*	*	*	*	*	*	*	*	*	*	*	*	*	*	*	*	*	*
		DISCH.	0	0	0	0	0	0	0	0	0	0	0	0	0	0	0	0	0	0	0	0	0	0	0	0	0	0	0	0	0	0	0
7	65	CAN.R.	*	*	160	210	245	240	220	250	250	250	260	310	310	315	285	290	*	*	*	*	*	260	280	300	*	*	275	*	*	*	*
		CAN.D.	0	0	225	275	310	305	285	315	315	315	325	375	375	380	350	355	0	0	0	0	0	325	345	365	0	0	340	0	0	0	0
		T.W.D.			230	260	275	300	295	310	310	310	315	70	70	380	360	360						150	140	180			200				
		OPEN.			54	54	54	54	54	54	54	54	54	54	54	54	54	54						59	59	59			57				
		DISCH.	0	0	-3	6	9	3	-5	3	3	3	5	26	26	0	-5	-3	0	0	0	0	0	22	24	22	0	0	19	0	0	0	0
8	330	CAN.R.	155	170	160	210	260	240	215	*	*	*	*	*	*	*	*	*	*	*	*	*	*	*	*	*	300	360	270	310	320	325	240
		CAN.D.	485	500	490	540	590	570	545	0	0	0	0	0	0	0	0	0	0	0	0	0	0	0	0	0	630	690	600	640	650	655	570
	265	T.W.R.	230	230	215	245	230	295	290	*	*	*	*	*	*	*	*	*	*	*	*	*	*	*	*	*	30	255	215	270	310	300	270
		T.W.D.	495	495	480	510	495	560	555	0	0	0	0	0	0	0	0	0	0	0	0	0	0	0	0	0	295	520	480	535	575	565	535
		OPEN.	73	73	73	73	73	73	73																		73	73	73	73	73	73	73
		DISCH.	-6	5	6	11	20	6	-6	0	0	0	0	0	0	0	0	0	0	0	0	0	0	0	0	0	37	27	22	21	18	19	12
9	555	CAN.R.	140	150	150	185	220	220	200	220	225	220	*	*	285	285	260	260	*	*	*	*	*	230	255	275	290	*	250	290	305	310	225
		CAN.D.	695	705	705	740	775	775	755	775	780	775	0	0	840	840	815	815	0	0	0	0	0	785	810	830	845	0	805	845	860	865	780
	-5	T.W.R.	*	*	*	610	590	*	*	*	*	300	*	*	*	*	*	640	*	*	*	*	*	140	170	190	770	*	160	730	*	300	770
		T.W.D.	0	0	0	605	585	0	0	0	0	295	0	0	0	0	0	635	0	0	0	0	0	135	165	185	765	0	155	725	0	295	765
		OPEN.	87	87		87	87					90						87						89	89	89	89		88	88			88
		DISCH.	72	72	0	28	33	0	0	0	0	55	0	0	0	0	0	33	0	0	0	0	0	63	63	63	22	0	63	27	0	0	9

SLUICE DISCHARGE OCTOBER

Canal depth in millimeters
Flow in liters/second

Tail water depth in millimeters
Flow *,Daily discharge and reject in cubic meters/24 hours

Sluice opening in millimeters

Discharge in litres/second
K.B.A. as Klipbult reject

Salinity in milligrams/liter

		DATE	1	2	3	4	5	6	7	8	9	10	11	12	13	14	15	16	17	18	19	20	21	22	23	24	25	26	27	28	29	30	31
10		OPEN.	*	*	*	*	*	*	*	*	*	*	*	*	*	*	*	*	*	*	*	*	*	*	*	*	*	*	*	*	*	*	*
		DISCH.	*	*	*	*	*	*	*	*	*	*	*	*	*	*	*	*	*	*	*	*	*	*	*	*	*	*	*	*	*	*	*
11		OPEN.	*	*	*	*	*	*	*	*	*	*	*	*	*	*	*	*	*	*	*	*	*	*	*	*	*	*	*	*	*	*	*
		DISCH.	*	*	*	*	*	*	*	*	*	*	*	*	*	*	*	*	*	*	*	*	*	*	*	*	*	*	*	*	*	*	*
12	390	CAN.R.	90	105	100	140	170	170	140	160	160	155	160	220	220	210	195	*	*	*	*	*	*	*	*	*	*	*	*	*	*	*	*
		CAN.D.	480	495	490	530	560	560	530	550	550	545	550	610	610	600	585	0	0	0	0	0	0	0	0	0	0	0	0	0	0	0	0
	215	T.W.R.	295	285	280	320	340	355	325	40	260	220	220	100	380	75	355	*	*	*	*	*	*	*	*	*	*	*	*	*	*	*	*
		T.W.D.	510	500	495	535	555	570	540	255	475	435	435	315	595	290	570	0	0	0	0	0	0	0	0	0	0	0	0	0	0	0	0
		OPEN.	54	54	54	54	54	54	54	80	80	80	80	80	80	80	80																
		DISCH.	-8	-3	-3	-3	3	-5	-5	38	19	23	24	38	9	39	9	0	0	0	0	0	0	0	0	0	0	0	0	0	0	0	0
13		OPEN.	*	*	*	*	*	*	*	*	*	*	*	*	*	*	*	*	*	*	*	*	*	*	*	*	*	*	*	*	*	*	*
		DISCH.	*	*	*	*	*	*	*	*	*	*	*	*	*	*	*	*	*	*	*	*	*	*	*	*	*	*	*	*	*	*	*
14	395	CAN.R.	155	*	*	*	*	*	*	*	*	*	*	*	*	*	*	245	*	*	*	*	*	*	255	*	*	*	*	*	300	*	*
		CAN.D.	550	0	0	0	0	0	0	0	0	0	0	0	0	0	0	640	0	0	0	0	0	0	650	0	0	0	0	0	695	0	0
		OPEN.	30															31							30						30		
		DISCH.	21	0	0	0	0	0	0	0	0	0	0	0	0	0	0	24	0	0	0	0	0	0	24	0	0	0	0	0	24	0	0
15	345	CAN.R.	175	190	190	220	245	235	210	220	240	220	*	290	295	275	260	255	*	*	*	*	*	245	270	295	320	360	275	310	320	335	250
		CAN.D.	520	535	535	565	590	580	555	565	585	565	0	635	640	620	605	600	0	0	0	0	0	590	615	640	665	705	620	655	665	680	595
		T.W.D.	120																					30	35	40			20	20	20	20	30
		OPEN.	8									14		14										8	8	8	8	8	8	8	8	8	8
		DISCH.	4	0	0	0	0	0	0	0	0	10	0	11	0	0	0	0	0	0	0	0	0	5	5	5	6	7	5	6	6	6	5
16	400	CAN.R.	*	*	185	*	235	*	*	*	*	200	*	*	*	*	*	*	*	*	*	*	*	*	*	290	*	*	*	*	*	*	270
		CAN.D.	0	0	585	0	635	0	0	0	0	600	0	0	0	0	0	0	0	0	0	0	0	0	0	690	0	0	0	0	0	0	670
	25	T.W.R.	*	*	160	*	180	*	*	*	*	160	*	*	*	*	*	*	*	*	*	*	*	*	*	170	*	*	*	*	*	*	*
		T.W.D.	0	0	185	0	205	0	0	0	0	185	0	0	0	0	0	0	0	0	0	0	0	0	0	195	0	0	0	0	0	0	0
		OPEN.			24		25					25														25							24
		DISCH.	1	1	13	1	14	1	1	1	1	14	1	1	1	1	1	1	0	0	0	0	0	1	1	15	1	1	1	1	1	1	19
17	465	CAN.R.	*	*	*	*	*	*	*	*	*	*	*	*	*	*	*	210	*	*	*	*	*	*	*	*	*	*	*	*	*	*	*
		CAN.D.	0	0	0	0	0	0	0	0	0	0	0	0	0	0	0	675	0	0	0	0	0	0	0	0	0	0	0	0	0	0	0
		OPEN.																70															
		DISCH.	0	0	0	0	0	0	0	0	0	0	0	0	0	0	0	55	0	0	0	0	0	0	0	0	0	0	0	0	0	0	0
18	350	CAN.R.	155	165	155	195	210	*	*	*	*	160	190	*	*	*	*	*	*	*	*	*	*	210	250	270	290	330	255	290	*	310	250
		CAN.D.	505	515	505	545	560	0	0	0	0	510	540	0	0	0	0	0	0	0	0	0	0	560	600	620	640	680	605	640	0	660	600
		OPEN.	10	10	10	10	10					10	10											10	10	10	10	10	10	10		10	10
		DISCH.	7	7	7	7	7	0	0	0	0	7	7	0	0	0	0	0	0	0	0	0	0	7	8	8	8	8	8	8	0	8	8
19	400	CAN.R.	*	*	*	*	*	*	*	*	*	*	*	*	*	*	*	*	*	*	*	*	*	*	*	*	*	*	*	*	*	*	*
		CAN.D.	0	0	0	0	0	0	0	0	0	0	0	0	0	0	0	0	0	0	0	0	0	0	0	0	0	0	0	0	0	0	0
	5	T.W.R.	*	*	*	*	*	*	*	*	*	*	*	*	*	*	*	*	*	*	*	*	*	*	*	*	*	*	*	*	*	*	*
		T.W.D.	0	0	0	0	0	0	0	0	0	0	0	0	0	0	0	0	0	0	0	0	0	0	0	0	0	0	0	0	0	0	0
		OPEN.																															
		DISCH.	0	0	0	0	0	0	0	0	0	0	0	0	0	0	0	0	0	0	0	0	0	0	0	0	0	0	0	0	0	0	0
K.B.A.	-175	CANALR.	290	300	305	340	345	450	400	420	325	330	320	360	370	380	335	270	*	*	*	*	*	*	195	190	190	220	220	270	285	*	220
		D.O.W.	115	125	130	165	170	275	225	245	150	155	145	185	195	205	160	95	0	0	0	0	0	0	20	15	15	45	45	95	110	0	45
		DISCH	79	89	94	135	141	287	213	242	117	123	111	159	172	186	129	59	0	0	0	0	0	0	6	4	4	19	19	59	74	0	19
20	370	CAN.R.	*	*	*	*	210	*	*	*	*	150	*	*	*	*	*	*	*	*	*	*	*	*	255	*	*	*	*	*	*	*	250
		CAN.D.	0	0	0	0	580	0	0	0	0	520	0	0	0	0	0	0	0	0	0	0	0	0	625	0	0	0	0	0	0	0	620
		OPEN.					73					75													75								75
		DISCH.	0	0	0	0	53	0	0	0	0	52	0	0	0	0	0	0	0	0	0	0	0	0	57	0	0	0	0	0	0	0	57
	TOT.	DISCH.	222	224	201	273	372	348	252	341	197	344	181	257	227	244	150	170	0	0	0	0	0	193	282	215	140	113	219	179	216	130	251
	REC 1 -REC 2		248	258	270	319	305	319	379	391	380	392	426	434	425	396	397	345	0	0	0	0	0	298	308	275	286	271	206	203	194	199	236
	DIFF.		26	35	69	46	-67	-29	127	49	183	48	245	177	199	152	247	175	0	0	0	0	0	104	25	61	147	158	-13	25	-23	69	-15

SLUICE DISCHARGE OCTOBER — Canal depth in millimeters — Flow in liters/second — Tail water depth in millimeters — Flow *,Daily discharge and reject in cubic meters/24 hours — Sluice opening in millimeters — Discharge in litres/second — K.B.A. as Klipbult reject — Salinity in milligrams/liter

		DATE	1	2	3	4	5	6	7	8	9	10	11	12	13	14	15	16	17	18	19	20	21	22	23	24	25	26	27	28	29	30	31
21	430	CAN.R.	*	*	*	*	*	*	*	*	*	*	*	*	*	*	*	*	*	*	*	*	*	*	*	*	*	345	*	*	*	*	*
		CAN.D.	0	0	0	0	0	0	0	0	0	0	0	0	0	0	0	0	0	0	0	0	0	0	0	0	0	775	0	0	0	0	0
		OPEN.																										80					
		DISCH.	1	1	1	1	1	1	1	1	1	1	1	1	1	1	1	1	0	0	0	0	0	1	1	1	1	68	1	1	1	1	1
22	345	CAN.R.	255	260	270	300	325	295	245	260	270	*	*	*	300	260	250	245	*	*	*	*	*	240	295	310	*	*	215	355	370	*	*
		CAN.D.	600	605	615	645	670	640	590	605	615	0	0	0	645	605	595	590	0	0	0	0	0	585	640	655	0	0	560	700	715	0	0
		OPEN.									80													79		80							
		DISCH.	2	2	2	2	2	2	2	2	60	2	2	2	2	2	2	2	0	0	0	0	0	58	2	62	2	2	2	2	2	2	2
23	392	CAN.R.	305	310	*	*	*	*	*	*	*	*	*	*	*	290	*	*	*	*	*	*	*	*	300	*	*	410	330	375	395	425	380
		CAN.D.	697	702	0	0	0	0	0	0	0	0	0	0	0	682	0	0	0	0	0	0	0	0	692	0	0	802	722	767	787	817	772
		OPEN.	62	62												45									18				60	60	60	60	
		DISCH.	50	50	0	0	0	0	0	0	0	0	0	0	0	36	0	0	0	0	0	0	0	0	14	0	0	0	49	51	52	53	0
24	400	CAN.R.	*	*	*	370	390	365	*	*	330	280	290	320	350	290	*	*	*	*	*	*	*	*	300	325	360	410	330	375	395	425	380
		CAN.D.	0	0	0	770	790	765	0	0	730	680	690	720	750	690	0	0	0	0	0	0	0	0	700	725	760	810	730	775	795	825	780
		OPEN.				17	17	17			17	17	17	17	17	17									17	17	17	17	17	17	17	17	17
		DISCH.	0	0	0	15	15	15	0	0	14	13	13	14	14	13	0	0	0	0	0	0	0	0	14	14	15	15	14	15	15	15	15
25	635	CAN.R.	310	310	330	375	390	370	305	*	*	*	*	330	345	290	280	260	*	*	*	*	*	245	*	325	*	410	335	380	395	425	*
		CAN.D.	945	945	965	1010	1025	1005	940	0	0	0	0	965	980	925	915	895	0	0	0	0	0	880	0	960	0	1045	970	1015	1030	1060	0
		OPEN.					30																					30					
		DISCH.	0	0	0	0	30	0	0	0	0	0	0	0	0	0	0	0	0	0	0	0	0	0	0	0	0	30	0	0	0	0	0
26	460	CAN.R.	310	50	335	*	400	*	320	*	*	*	*	*	*	280	*	*	*	*	*	*	*	*	*	*	330	375	*	360	*	*	*
		CAN.D.	770	510	795	0	860	0	780	0	0	0	0	0	0	740	0	0	0	0	0	0	0	0	0	0	790	835	0	820	0	0	0
	30	T.W.R.	320	320	305	*	*	*	50	*	*	*	*	*	*	45	*	*	*	*	*	*	*	*	*	*	60	65	*	135	*	*	*
		T.W.D.	350	350	335	0	0	0	80	0	0	0	0	0	0	75	0	0	0	0	0	0	0	0	0	0	90	95	0	165	0	0	0
		OPEN.	25	25	25				25							25											26	26		23			
		DISCH.	14	9	15	0	0	0	18	0	0	0	0	0	0	18	0	0	0	0	0	0	0	0	0	0	19	20	0	16	0	0	0
27	445	CAN.R.	*	310	330	375	400	*	*	*	325	*	*	*	*	*	250	225	*	*	*	*	*	200	255	275	*	360	290	340	355	375	345
		CAN.D.	0	755	775	820	845	0	0	0	770	0	0	0	0	0	695	670	0	0	0	0	0	645	700	720	0	805	735	785	800	820	790
	100	T.W.R.	*	150	330	290	335	*	*	*	260	*	*	*	*	*	110	110	*	*	*	*	*	280	330	380	*	430	410	360	154	140	115
		T.W.D.	0	250	430	390	435	0	0	0	360	0	0	0	0	0	210	210	0	0	0	0	0	380	430	480	0	530	510	460	254	240	215
		OPEN.		20	20	20	20				18						14	14						19	19	19		20	20	20	20	20	20
		DISCH.	0	12	10	11	11	0	0	0	10	0	0	0	0	0	9	8	0	0	0	0	0	9	9	8	0	9	8	10	13	13	13
28	335	CAN.R.	*	*	*	*	*	*	*	*	*	*	*	*	*	*	*	305	*	*	*	*	*	270	*	*	*	*	*	*	*	*	400
		CAN.D.	0	0	0	0	0	0	0	0	0	0	0	0	0	0	0	640	0	0	0	0	0	605	0	0	0	0	0	0	0	0	735
		OPEN.																26						25									25
		DISCH.	0	0	0	0	0	0	0	0	0	0	0	0	0	0	0	20	0	0	0	0	0	19	0	0	0	0	0	0	0	0	21
29	265	CAN.R.	350	*	370	420	450	395	355	370	*	300	310	355	390	*	300	260	*	*	*	*	*	230	280	305	340	410	315	370	370	390	360
		CAN.D.	615	0	635	685	715	660	620	635	0	565	575	620	655	0	565	525	0	0	0	0	0	495	545	570	605	675	580	635	635	655	625
	0	T.W.R.	120	*	*	125	*	125	35	20	*	*	*	*	120	*	115	115	*	*	*	*	*	*	15	*	*	*	15	20	25	35	10
		T.W.D.	120	0	0	125	0	125	35	20	0	0	0	0	120	0	115	115	0	0	0	0	0	0	15	0	0	0	15	20	25	35	10
		OPEN.	29		30	30		39	8	8		30	30	30	30		30	30						31	31	31	31	31	31	31	31	31	31
		DISCH.	18	1	24	20	1	25	5	6	1	22	23	23	19	1	18	17	0	0	0	0	0	22	20	23	24	25	21	21	21	22	21
30	270	CAN.R.	*	*	370	*	*	*	*	*	*	*	*	*	*	*	*	260	*	*	*	*	*	*	*	*	340	*	315	*	*	*	360
		CAN.D.	0	0	640	0	0	0	0	0	0	0	0	0	0	0	0	530	0	0	0	0	0	0	0	0	610	0	585	0	0	0	630
		OPEN.			67													68									68		69				
		DISCH.	0	0	52	0	0	0	0	0	0	0	0	0	0	0	0	47	0	0	0	0	0	0	0	0	51	0	50	0	0	0	0
31	295	CAN.R.	350	365	370	420	*	*	*	*	*	*	*	355	*	330	300	*	*	*	*	*	*	*	280	305	340	*	*	*	*	390	360
		CAN.D.	645	660	665	715	0	0	0	0	0	0	0	650	0	625	595	0	0	0	0	0	0	0	575	600	635	0	0	0	0	685	655
		OPEN.	35	35	35	35								34		34	34								35	35	35					35	35
		DISCH.	27	27	27	29	0	0	0	0	0	0	0	27	0	26	26	0	0	0	0	0	0	0	25	26	27	0	0	0	0	28	28
32	315	CAN.R.	*	*	*	*	450	*	*	370	355	300	*	*	*	*	*	*	*	*	*	*	*	*	*	*	*	*	*	370	370	390	*
		CAN.D.	0	0	0	0	765	0	0	685	670	615	0	0	0	0	0	0	0	0	0	0	0	0	0	0	0	0	0	685	685	705	0
		OPEN.								52	52	52																		53	53	53	
		DISCH.	0	0	0	0	0	0	0	41	41	39	0	0	0	0	0	0	0	0	0	0	0	0	0	0	0	0	0	42	42	43	0

SLUICE DISCHARGE OCTOBER

Canal depth in millimeters
Flow in liters/second

Tail water depth in millimeters
Flow *,Daily discharge and reject in cubic meters/24 hours

Sluice opening in millimeters

Discharge in litres/second
K.B.A. as Klipbult reject

Salinity in milligrams/liter

		DATE	1	2	3	4	5	6	7	8	9	10	11	12	13	14	15	16	17	18	19	20	21	22	23	24	25	26	27	28	29	30	31
33	415	CAN.R.	*	*	*	*	*	435	390	*	*	*	*	*	*	*	*	*	*	*	*	*	*	*	*	*	*	*	360	*	*	*	*
		CAN.D.	0	0	0	0	0	850	805	0	0	0	0	0	0	0	0	0	0	0	0	0	0	0	0	0	0	0	775	0	0	0	0
		OPEN.						38	38																				38				
		DISCH.	0	0	0	0	0	34	33	0	0	0	0	0	0	0	0	0	0	0	0	0	0	0	0	0	0	0	33	0	0	0	0
34	422	CAN.R.	345	360	*	*	*	*	*	*	*	*	310	*	*	*	*	270	*	*	*	*	*	*	*	*	*	*	*	*	385	*	*
		CAN.D.	767	782	0	0	0	0	0	0	0	0	732	0	0	0	0	692	0	0	0	0	0	0	0	0	0	0	0	0	807	0	0
		OPEN.	34	34									35					36													36		
		DISCH.	29	29	0	0	0	0	0	0	0	0	29	0	0	0	0	29	0	0	0	0	0	0	0	0	0	0	0	0	31	0	0
35	437	CAN.R.	345	360	*	*	*	*	*	*	360	310	*	*	*	*	*	270	*	*	*	*	*	235	290	315	*	*	330	380	385	*	*
		CAN.D.	782	797	0	0	0	0	0	0	797	747	0	0	0	0	0	707	0	0	0	0	0	672	727	752	0	0	767	817	822	0	0
		OPEN.	6	6							10	10						21						21	21	21			21	21	21		
		DISCH.	5	5	0	0	0	0	0	0	8	8	0	0	0	0	0	17	0	0	0	0	0	17	17	17	0	0	18	19	19	0	0
36	410	CAN.R.	335	345	355	400	430	*	*	360	*	*	*	*	*	*	315	*	*	*	*	*	*	*	290	315	360	435	*	*	*	*	390
		CAN.D.	745	755	765	810	840	0	0	770	0	0	0	0	0	0	725	0	0	0	0	0	0	0	700	725	770	845	0	0	0	0	800
	-10	T.W.R.	160	155	160	170	*	*	*	*	*	*	*	*	*	*	140	*	*	*	*	*	*	*	140	155	*	*	*	*	*	*	160
		T.W.D.	150	145	150	160	0	0	0	0	0	0	0	0	0	0	130	0	0	0	0	0	0	0	130	145	0	0	0	0	0	0	150
		OPEN.	43	43	43	43											44								41	41	41	41					40
		DISCH.	29	29	29	30	1	1	1	1	1	1	1	1	1	1	30	1	0	0	0	0	0	1	27	28	36	37	1	1	1	1	28
37	500	CAN.R.	*	*	*	*	360	*	*	*	*	*	270	340	390	330	*	225	*	*	*	*	*	210	*	*	*	420	*	*	*	*	*
		CAN.D.	0	0	0	0	860	0	0	0	0	0	770	840	890	830	0	725	0	0	0	0	0	710	0	0	0	920	0	0	0	0	0
	-115	T.W.R.	*	*	*	*	*	*	*	*	*	*	280	260	160	665	*	785	*	*	*	*	*	*	*	*	*	*	*	*	*	*	*
		T.W.D.	0	0	0	0	0	0	0	0	0	0	165	145	45	550	0	670	0	0	0	0	0	0	0	0	0	0	0	0	0	0	0
		OPEN.					40						40	33	15	39		39						40				10					
		DISCH.	0	0	0	0	37	0	0	0	0	0	27	24	12	18	0	8	0	0	0	0	0	33	0	0	0	9	0	0	0	0	0
38	348	CAN.R.	*	*	*	*	315	*	*	*	*	310	*	*	*	*	*	*	*	*	*	*	*	280	345	370	*	*	*	435	430	445	400
		CAN.D.	0	0	0	0	663	0	0	0	0	658	0	0	0	0	0	0	0	0	0	0	0	628	693	718	0	0	0	783	778	793	748
	5	T.W.R.	*	*	*	*	445	*	*	*	*	460	*	*	*	*	*	*	*	*	*	*	*	470	465	465	*	*	*	475	510	200	*
		T.W.D.	0	0	0	0	450	0	0	0	0	465	0	0	0	0	0	0	0	0	0	0	0	475	470	470	0	0	0	480	515	205	0
		OPEN.					64					66												64	64	64				63	63	63	63
		DISCH.	0	0	0	0	26	0	0	0	0	26	0	0	0	0	0	0	0	0	0	0	0	22	27	28	0	0	0	30	28	42	53
39	485	CAN.R.	135	130	145	190	190	220	190	210	210	200	210	300	370	310	260	230	*	*	*	*	*	*	*	*	320	390	290	325	320	*	*
		CAN.D.	620	615	630	675	675	705	675	695	695	685	695	785	855	795	745	715	0	0	0	0	0	0	0	0	805	875	775	810	805	0	0
	-15	T.W.R.	565	550	545	*	550	*	550	560	555	*	*	*	*	*	560	560	*	*	*	*	*	*	*	*	*	*	*	*	*	*	*
		T.W.D.	550	535	530	0	535	0	535	545	540	0	0	0	0	0	545	545	0	0	0	0	0	0	0	0	0	0	0	0	0	0	0
		OPEN.	28	28	28		32		28	28	28						29	29															
		DISCH.	7	7	8	0	10	0	9	10	10	0	0	0	0	0	11	10	0	0	0	0	0	0	0	0	0	0	0	0	0	0	0
40	545	CAN.R.	130	120	140	180	190	230	140	215	200	220	220	320	390	330	280	245	*	*	*	*	*	190	250	275	340	410	300	335	320	335	300
		CAN.D.	675	665	685	725	735	775	685	760	745	765	765	865	935	875	825	790	0	0	0	0	0	735	795	820	885	955	845	880	865	880	845
	0	T.W.R.	290	220	140	90	95	150	130	*	*	*	*	*	180	240	280	270	*	*	*	*	*	*	*	*	*	*	*	*	*	*	*
		T.W.D.	290	220	140	90	95	150	130	0	0	0	0	0	180	240	280	270	0	0	0	0	0	0	0	0	0	0	0	0	0	0	0
		OPEN.	62	62	62	62	62	62	62	62	62	62	62	62	62	62	62	62						62	66	66	66	66	66	66	66	66	66
		DISCH.	34	36	40	43	43	43	40	53	53	53	53	57	47	43	40	39	0	0	0	0	0	52	58	59	61	63	60	61	60	61	60
41	277	CAN.R.	140	130	155	205	215	250	210	230	215	230	220	340	420	350	*	270	*	*	*	*	*	215	275	300	360	430	330	355	340	355	330
		CAN.D.	417	407	432	482	492	527	487	507	492	507	497	617	697	627	0	547	0	0	0	0	0	492	552	577	637	707	607	632	617	632	607
		OPEN.	29	29	29	29	29	29	29	29	29	29	29	29	28	27		23						29	29	29	29	29	29	29	29	29	29
		DISCH.	18	18	19	20	20	21	20	20	20	20	20	22	16	21	0	16	0	0	0	0	0	19	21	21	22	23	22	22	22	22	22
42	695	CAN.R.	165	160	*	*	240	*	*	*	250	*	260	370	*	*	*	*	*	*	*	*	*	250	315	335	390	*	*	390	370	380	360
		CAN.D.	860	855	0	0	935	0	0	0	945	0	955	1065	0	0	0	0	0	0	0	0	0	945	1010	1030	1085	0	0	1085	1065	1075	1055
		OPEN.	9	9			22				23		22	22										24	24	24	24			10	24	24	24
		DISCH.	8	8	0	0	21	0	0	0	22	0	21	22	0	0	0	0	0	0	0	0	0	22	23	23	24	0	0	10	24	24	24
43	390	CAN.R.	90	85	*	*	*	*	*	*	180	140	*	*	*	*	260	335	*	*	*	*	*	205	*	270	*	*	*	*	275	320	*
		CAN.D.	480	475	0	0	0	0	0	0	570	530	0	0	0	0	650	725	0	0	0	0	0	595	0	660	0	0	0	0	665	710	0
		OPEN.	49	49							48	48					49	49						47		50					49	27	
		DISCH.	33	33	0	0	0	0	0	0	35	34	0	0	0	0	38	40	0	0	0	0	0	35	0	39	0	0	0	0	38	22	0

SLUICE DISCHARGE OCTOBER

Canal depth in millimeters
Flow in liters/second

Tail water depth in millimeters
Flow *,Daily discharge and reject in cubic meters/24 hours

Sluice opening in millimeters

Discharge in litres/second
K.B.A. as Kliphult reject

Salinity in milligrams/liter

		DATE	1	2	3	4	5	6	7	8	9	10	11	12	13	14	15	16	17	18	19	20	21	22	23	24	25	26	27	28	29	30	31
44	430	CAN.R.	135	120	*	*	225	275	*	*	*	*	250	355	*	*	*	*	*	*	*	*	*	*	32	325	400	470	350	370	335	340	*
		CAN.D.	565	550	0	0	655	705	0	0	0	0	680	785	0	0	0	0	0	0	0	0	0	0	462	755	830	900	780	800	765	770	0
		OPEN.	30	30			33	33					32	32											31	31	31	31	31	31	31	31	
		DISCH.	22	22	1	1	26	27	1	1	1	1	26	28	1	1	1	1	0	0	0	0	0	1	20	26	27	28	26	27	26	26	1
45	450	CANALR.	*	*	*	*	*	*	*	*	*	*	*	*	*	*	*	*	*	*	*	*	*	*	330	*	*	*	370	390	*	*	*
		CANALD.	0	0	0	0	0	0	0	0	0	0	0	0	0	0	0	0	0	0	0	0	0	0	780	0	0	0	820	840	0	0	0
	-130	T.W.R.	*	*	*	*	*	*	*	*	*	*	*	*	*	*	*	*	*	*	*	*	*	*	345	*	*	*	600	635	*	*	*
		T.W.D.	0	0	0	0	0	0	0	0	0	0	0	0	0	0	0	0	0	0	0	0	0	0	215	0	0	0	470	505	0	0	0
		OPEN.																							53				55	56			
		DISCH.	0	0	0	0	0	0	0	0	0	0	0	0	0	0	0	0	0	0	0	0	0	0	35	0	0	0	29	28	0	0	0
	TOT. DISCH.		297	290	229	173	244	169	132	136	276	222	217	222	115	182	176	258	0	0	0	0	0	311	315	377	309	333	335	358	396	376	290
	REC 2 -REC 3		343	342	339	338	359	256	275	312	291	298	285	197	184	224	237	254	0	0	0	0	0	350	347	364	333	328	359	390	398	382	375
	DIFF.		46	52	111	165	115	87	142	176	15	76	68	-25	69	42	61	-4	0	0	0	0	0	39	32	-13	23	-5	25	33	1	5	85
TOTAL DISCH +REJECT			519	514	429	446	616	517	385	477	473	566	398	479	342	426	327	428	0	0	0	0	0	505	597	592	449	446	554	536	612	506	540
	REJECT *		106	112	124	142	214	287	241	251	126	155	118	159	172	204	140	70	0	0	0	0	0	29	40	40	31	77	27	113	102	50	80
TOTAL DISCH -REJECT			412	402	305	304	402	231	144	226	347	411	280	320	169	223	187	358	0	0	0	0	0	475	557	552	418	368	527	423	511	456	460
DAILY REJECT			9196	9667	10724	12252	18511	24761	20799	21705	10928	13408	10219	13775	14893	17591	12075	6005	0	0	0	0	0	2542	3457	3419	2660	6681	2336	9797	8799	4340	6954
DAILY DISCHARGE			35620	34746	26371	26248	34741	19929	12459	19524	29963	35468	24170	27614	14632	19242	16143	30968	0	0	0	0	0	41055	48117	47713	36127	31830	45548	36528	44119	39363	39723

* INCLUDED IN REJECT ARE K.B.A AND OFFTAKE NUMBERS 18,25,26,38,39

SLUICE DISCHARGE NOVEMBER

Canal depth in millimeters
Flow in liters/second

Tail water depth in millimeters
Flow *,Daily discharge and reject in cubic meters/24 hours

Sluice opening in millimeters

Discharge in litres/second
K.B.A. as Kliphult reject

Salinity in milligrams/liter

		DATE	1	2	3	4	5	6	7	8	9	10	11	12	13	14	15	16	17	18	19	20	21	22	23	24	25	26	27	28	29	30
OTT		CAN.D.	910	910	899	890	906	894	900	878	913	883	911	891	892	890	915	930	888	881	906	913	943	988	969	953	965	934	974	986	1000	996
REC 1		FLOW	1292	1292	1270	1252	1284	1260	1272	1228	1298	1238	1294	1254	1256	1252	1302	1332	1248	1234	1284	1298	1358	1449	1411	1378	1403	1340	1421	1445	1474	1466
		SALIN.	232	236	231	222	212	180	158	156	150	162	182	193	196	205	216	219	215	188	206	216	209	207	192	237	194	198	191	196	196	192
		FLOW *	111588	111588	109690	108142	110897	108829	109862	106086	112106	106941	111760	108314	108485	108142	112452	115056	107799	106599	110897	112106	117322	125235	121881	119071	121178	115752	122762	124881	127363	126653
OTT		CAN.D.	793	800	794	742	747	744	734	734	742	710	745	723	704	698	709	712	682	687	723	720	741	778	771	737	744	710	744	759	774	769
REC 2		FLOW	1078	1092	1080	981	990	985	966	966	981	921	987	945	910	899	919	925	869	878	945	940	979	1050	1036	971	985	921	985	1013	1042	1032
		SALIN.	234	237	232	220	213	184	163	158	149	161	180	189	192	207	214	212	214	216	213	213	211	198	193	236	194	199	193	197	196	193
OTT		CAN.D.	845	836	852	799	803	811	828	829	860	804	818	824	808	788	792	794	712	708	743	741	781	855	814	780	790	733	755	852	822	797
REC 3		FLOW	671	661	678	622	626	634	653	654	687	627	642	648	631	610	614	617	531	527	563	561	603	681	638	602	612	553	576	678	646	620
		SALIN.	236	237	232	227	205	185	168	158	151	167	180	195	200	204	215	213	213	218	214	212	207	206	197	198	198	199	195	196	197	196
SLU.NO	CON																															
1	223	CAN.R.	480	480	460	*	*	*	*	490	430	*	*	*	*	*	*	*	*	*	*	*	*	*	*	*	*	500	525	*	*	*
		CAN.D.	703	703	683	0	0	0	0	713	653	0	0	0	0	0	0	0	0	0	0	0	0	0	0	0	0	723	748	0	0	0
		OPEN.	37	37	37					87	87																	85	85			
		DISCH.	30	30	30	0	0	0	0	70	67	0	0	0	0	0	0	0	0	0	0	0	0	0	0	0	0	69	71	0	0	0
2	405	CAN.R.	330	330	315	305	310	31	310	*	*	*	*	300	295	295	305	320	*	280	275	315	*	380	395	*	*	325	*	*	400	400
		CAN.D.	735	735	720	710	715	436	715	0	0	0	0	705	700	700	710	725	0	685	680	720	0	785	800	0	0	730	0	0	805	805
	318	T.W.R.	*	*	*	40	175	335	370	*	*	*	*	*	80	190	260	270	*	60	175	380	*	100	270	*	*	*	*	*	90	80
		T.W.D.	0	0	0	358	493	653	688	0	0	0	0	0	398	508	578	588	0	378	493	698	0	418	588	0	0	0	0	0	408	398
		OPEN.	40	40	40	88	88	88	88					91	91	91	91	91		90	90	90		94	94			84			88	88
		DISCH.	34	34	33	46	36	-36	13	0	0	0	0	75	44	35	29	30	0	44	34	12	0	50	38	0	0	71	0	0	49	49
3	400	CAN.R.	315	315	290	280	*	*	290	315	260	300	280	280	275	275	280	300	290	260	255	290	305	360	370	320	340	295	230	375	370	365
		CAN.D.	715	715	690	680	0	0	690	715	660	700	680	680	675	675	680	700	690	660	655	690	705	760	770	720	740	695	630	775	770	765
		OPEN.	30	30	30	30			31	31	31	31	31	31	31	31	31	31	31	31	31	31	31	31	31	31	31	31	31	31	31	31
		DISCH.	24	24	24	24	0	0	25	26	25	25	25	25	25	25	25	25	25	25	25	25	25	26	27	26	26	25	24	27	27	27
4	420	CAN.R.	*	*	*	265	270	265	275	*	*	285	270	265	*	*	270	285	*	245	240	380	*	*	360	310	325	280	*	*	*	350
		CAN.D.	0	0	0	685	690	685	695	0	0	705	690	685	0	0	690	705	0	665	660	800	0	0	780	730	745	700	0	0	0	770
		OPEN.				44	44	44	44			46	46	46			45	45		42	42	42			43	43	43	43				46
		DISCH.	0	0	0	35	35	35	35	0	0	37	37	37	0	0	36	36	0	33	33	37	0	0	37	36	36	35	0	0	0	39
5		OPEN.	*	*	*	*	*	*	*	*	*	*	*	*	*	*	*	*	*	*	*	*	*	*	*	*	*	*	*	*	*	*
		DISCH.	0	0	0	0	0	0	0	0	0	0	0	0	0	0	0	0	0	0	0	0	0	0	0	0	0	0	0	0	0	0
6		OPEN.	*	*	*	*	*	*	*	*	*	*	*	*	*	*	*	*	*	*	*	*	*	*	*	*	*	*	*	*	*	*
		DISCH.	0	0	0	0	0	0	0	0	0	0	0	0	0	0	0	0	0	0	0	0	0	0	0	0	0	0	0	0	0	0
7	65	CAN.R.	*	*	*	*	*	*	*	*	*	310	290	285	*	*	280	300	*	255	260	290	*	*	370	315	330	280	*	*	*	355
		CAN.D.	0	0	0	0	0	0	0	0	0	375	355	350	0	0	345	365	0	320	325	355	0	0	435	380	395	345	0	0	0	420
		T.W.D.										280	0	195								230			260	310	320	290				230
		OPEN.										53	52	53			42	43		47	45	95			54	52	54	55				42
		DISCH.	0	0	0	0	0	0	0	0	0	14	31	18	0	0	24	26	0	26	25	30	0	0	20	12	13	11	0	0	0	16
8	330	CAN.R.	330	330	295	275	280	290	295	315	270	*	*	*	260	275	*	*	275	*	*	*	290	355	*	*	*	*	315	345	350	*
		CAN.D.	660	660	625	605	610	620	625	645	600	0	0	0	590	605	0	0	605	0	0	0	620	685	0	0	0	0	645	675	680	0
	265	T.W.R.	340	375	345	315	225	290	260	240	220	*	*	*	*	125	*	*	195	*	*	*	100	250	*	*	*	*	*	140	235	*
		T.W.D.	605	640	610	580	490	555	525	505	485	0	0	0	0	390	0	0	460	0	0	0	365	515	0	0	0	0	0	405	500	0
		OPEN.	75	75	75	75	75	75	75	75	75				74	74			74				75	75					75	75	75	
		DISCH.	15	9	8	10	23	17	21	25	22	0	0	0	50	30	0	0	25	0	0	0	33	27	0	0	0	0	59	34	28	0
9	555	CAN.R.	315	315	275	260	265	375	280	300	*	290	270	265	245	255	250	*	255	225	*	255	270	340	345	285	300	250	290	320	325	325
		CAN.D.	870	870	830	815	820	930	835	855	0	845	825	820	800	810	805	0	810	780	0	810	825	895	900	840	855	805	845	875	880	880
	-5	T.W.R.	850	*	180	170	180	*	*	*	*	800	780	645	170	755	180	*	200	160	*	170	180	*	*	220	250	200	*	260	800	*
		T.W.D.	845	0	175	165	175	0	0	0	0	795	775	640	165	750	175	0	195	155	0	94	175	0	0	215	245	195	0	255	795	0
		OPEN.	91		91	91	91					91	91	91	91	91	91		91	91		91	91			91	91	91		91	91	
		DISCH.	13	0	65	64	64	0	0	0	0	18	18	34	64	20	63	0	63	63	0	67	64	0	0	63	62	62	0	63	23	0

SLUICE DISCHARGE NOVEMBER

Canal depth in millimeters
Flow in liters/second

Tail water depth in millimeters
Flow *,Daily discharge and reject in cubic meters/24 hours

Sluice opening in millimeters

Discharge in litres/second
E.B.A. as Eliphult reject

Salinity in milligrams/liter

		DATE	1	2	3	4	5	6	7	8	9	10	11	12	13	14	15	16	17	18	19	20	21	22	23	24	25	26	27	28	29	30
10		OPEN.	*	*	*	*	*	*	*	*	*	*	*	*	*	*	*	*	*	*	*	*	*	*	*	*	*	*	*	*	*	*
		DISCH.	*	*	*	*	*	*	*	*	*	*	*	*	*	*	*	*	*	*	*	*	*	*	*	*	*	*	*	*	*	*
11		OPEN.	*	*	*	*	*	*	*	*	*	*	*	*	*	*	*	*	*	*	*	*	*	*	*	*	*	*	*	*	*	*
		DISCH.	*	*	*	*	*	*	*	*	*	*	*	*	*	*	*	*	*	*	*	*	*	*	*	*	*	*	*	*	*	*
12	390	CAN.R.	*	*	*	*	*	*	*	*	*	*	*	*	*	*	*	*	*	*	*	*	*	*	*	*	*	*	*	*	*	*
		CAN.D.	0	0	0	0	0	0	0	0	0	0	0	0	0	0	0	0	0	0	0	0	0	0	0	0	0	0	0	0	0	0
	215	T.W.R.	*	*	*	*	*	*	*	*	*	*	*	*	*	*	*	*	*	*	*	*	*	*	*	*	*	*	*	*	*	*
		T.W.D.	0	0	0	0	0	0	0	0	0	0	0	0	0	0	0	0	0	0	0	0	0	0	0	0	0	0	0	0	0	0
		OPEN.																														
		DISCH.	0	0	0	0	0	0	0	0	0	0	0	0	0	0	0	0	0	0	0	0	0	0	0	0	0	0	0	0	0	0
13		OPEN.	*	*	*	*	*	*	*	*	*	*	*	*	*	*	*	*	*	*	*	*	*	*	*	*	*	*	*	*	*	*
		DISCH.	*	*	*	*	*	*	*	*	*	*	*	*	*	*	*	*	*	*	*	*	*	*	*	*	*	*	*	*	*	*
14	395	CAN.R.	*	*	*	270	250	*	*	*	*	*	265	265	*	*	*	260	*	225	230	255	260	*	*	*	*	235	265	295	*	310
		CAN.D.	0	0	0	665	645	0	0	0	0	0	660	660	0	0	0	655	0	620	625	650	655	0	0	0	0	630	660	690	0	705
		OPEN.				30	30						30	30				18		30	30	30	30					30	15	30		
		DISCH.	0	0	0	24	24	0	0	0	0	0	24	24	0	0	0	14	0	23	23	24	24	0	0	0	0	23	12	24	0	0
15	345	CAN.R.	340	335	315	290	265	275	*	285	*	280	280	275	255	260	255	270	255	240	200	275	275	345	360	300	310	255	280	310	350	*
		CAN.D.	685	680	660	635	610	620	0	630	0	625	625	620	600	605	600	615	600	585	545	620	620	690	705	645	655	600	625	655	695	0
		T.W.D.				200	245	190		245				205	130	30			65			65	80	135	210	160	155	155	190		265	
		OPEN.	8	8	8	8	8	8		8		8	8	8	8	8	8	8	8	8	8	8	8	8	8	8	8	8	8	8	8	
		DISCH.	7	7	6	5	4	5	0	4	0	6	6	5	5	5	6	6	5	6	0	5	5	5	5	5	5	5	5	6	5	0
16	400	CAN.R.	*	*	*	*	*	*	270	*	*	*	*	*	*	250	*	*	*	*	*	*	275	350	*	*	*	*	*	310	*	*
		CAN.D.	0	0	0	0	0	0	670	0	0	0	0	0	0	650	0	0	0	0	0	0	675	750	0	0	0	0	0	710	0	0
	25	T.W.R.	*	*	*	*	*	*	200	*	*	*	*	*	*	200	*	*	*	*	*	*	200	210	*	*	*	*	*	190	*	*
		T.W.D.	0	0	0	0	0	0	225	0	0	0	0	0	0	225	0	0	0	0	0	0	225	235	0	0	0	0	0	215	0	0
		OPEN.							25							25							25	17						20		
		DISCH.	1	1	1	1	1	1	15	1	1	1	1	1	1	14	1	1	1	1	1	1	14	10	1	1	1	1	1	12	1	1
17	465	CAN.R.	*	320	*	*	*	*	240	*	*	*	*	*	*	*	*	*	*	*	*	*	*	*	*	*	*	*	*	*	*	280
		CAN.D.	0	785	0	0	0	0	705	0	0	0	0	0	0	0	0	0	0	0	0	0	0	0	0	0	0	0	0	0	0	745
		OPEN.		70																												71
		DISCH.	0	60	0	0	0	0	0	0	0	0	0	0	0	0	0	0	0	0	0	0	0	0	0	0	0	0	0	0	0	59
18	350	CAN.R.	325	320	*	*	235	240	*	245	225	235	*	255	220	220	*	*	210	*	*	250	250	535	*	280	285	225	250	*	310	280
		CAN.D.	675	670	0	0	585	590	0	595	575	585	0	605	570	570	0	0	560	0	0	600	600	885	0	630	635	575	600	0	660	630
		OPEN.	10	10			10	10		10	10	10		10	10	10			10			10	10	10		10	10	10	10		10	10
		DISCH.	8	8	0	0	8	8	0	8	7	8	0	8	7	7	0	0	7	0	0	8	8	9	0	8	8	7	8	0	8	8
19	400	CAN.R.	*	*	*	*	*	*	*	*	*	*	*	*	*	*	*	*	*	*	*	*	*	*	*	*	*	*	*	*	*	*
		CAN.D.	0	0	0	0	0	0	0	0	0	0	0	0	0	0	0	0	0	0	0	0	0	0	0	0	0	0	0	0	0	0
	5	T.W.R.	*	*	*	*	*	*	*	*	*	*	*	*	*	*	*	*	*	*	*	*	*	*	*	*	*	*	*	*	*	*
		T.W.D.	0	0	0	0	0	0	0	0	0	0	0	0	0	0	0	0	0	0	0	0	0	0	0	0	0	0	0	0	0	0
		OPEN.																														
		DISCH.	0	0	0	0	0	0	0	0	0	0	0	0	0	0	0	0	0	0	0	0	0	0	0	0	0	0	0	0	0	0
E.B.A.	-175	CANALR	320	320	310	260	350	350	350	360	330	345	270	260	325	327	340	343	253	200	195	194	192	213	206	193	190	184	187	186	193	187
		D.O.W.	145	145	135	85	175	175	175	185	155	170	95	85	150	152	165	168	78	25	20	19	17	38	31	18	15	9	12	11	18	12
		DISCH	111	111	100	50	147	147	147	159	123	141	59	50	117	119	135	138	44	8	6	5	5	15	11	5	4	2	3	2	5	3
20	370	CAN.R.	*	*	*	*	*	*	*	235	*	*	*	*	*	*	*	*	*	*	200	*	*	*	*	*	*	*	*	*	*	*
		CAN.D.	0	0	0	0	0	0	0	605	0	0	0	0	0	0	0	0	0	0	570	0	0	0	0	0	0	0	0	0	0	0
		OPEN.								72											75											
		DISCH.	0	0	0	0	0	0	0	54	0	0	0	0	0	0	0	0	0	0	54	0	0	0	0	0	0	0	0	0	0	0
	TOT.	DISCH.	244	285	268	260	343	177	257	348	247	252	202	277	314	257	321	278	172	230	202	215	180	145	140	157	157	313	183	170	146	203
	REC 1 -REC 2		213	200	189	271	293	275	306	262	317	317	307	308	346	353	383	407	379	356	338	358	379	400	375	407	418	419	436	432	432	434
	DIFF.		-31	-85	-79	11	-50	98	49	-86	70	65	105	31	32	96	62	129	207	125	136	143	199	255	235	250	261	105	253	262	286	230

SLUICE DISCHARGE NOVEMBER — Canal depth in millimeters — Flow in liters/second — Tail water depth in millimeters — Flow *,Daily discharge and reject in cubic meters/24 hours — Sluice opening in millimeters — Discharge in litres/second — K.B.A. as Kliphult reject — Salinity in milligrams/liter

		DATE	1	2	3	4	5	6	7	8	9	10	11	12	13	14	15	16	17	18	19	20	21	22	23	24	25	26	27	28	29	30
21	430	CAN.R.	*	*	*	*	*	*	*	*	*	240	*	*	*	*	*	*	*	*	*	*	*	*	*	*	*	230	255	*	*	*
		CAN.D.	0	0	0	0	0	0	0	0	0	670	0	0	0	0	0	0	0	0	0	0	0	0	0	0	0	660	685	0	0	0
		OPEN.										74																82	82			
		DISCH.	1	1	1	1	1	1	1	1	1	58	1	1	1	1	1	1	1	1	1	1	1	1	1	1	1	64	65	1	1	1
22	345	CAN.R.	420	420	425	375	320	315	300	*	*	*	*	310	275	260	*	*	225	*	*	295	290	380	390	310	330	270	290	*	370	320
		CAN.D.	765	765	770	720	665	660	645	0	0	0	0	655	620	605	0	0	570	0	0	640	635	725	735	655	675	615	635	0	715	665
		OPEN.							80										84							75						80
		DISCH.	2	2	2	2	2	2	62	2	2	2	2	2	2	2	2	2	60	2	2	2	2	2	2	58	2	2	2	2	2	62
23	392	CAN.R.	*	*	*	*	*	*	*	*	*	295	*	*	*	*	*	*	*	*	*	*	285	*	*	310	330	275	300	350	*	*
		CAN.D.	0	0	0	0	0	0	0	0	0	687	0	0	0	0	0	0	0	0	0	0	677	0	0	702	722	667	692	742	0	0
		OPEN.										55											60			60	60	10	10	3		
		DISCH.	0	0	0	0	0	0	0	0	0	44	0	0	0	0	0	0	0	0	0	0	48	0	0	49	49	8	8	3	0	0
24	400	CAN.R.	470	*	*	*	*	350	335	345	*	*	*	315	280	270	260	260	225	250	260	300	285	390	395	310	330	275	300	350	385	320
		CAN.D.	870	0	0	0	0	750	735	745	0	0	0	715	680	670	660	660	625	650	660	700	685	790	795	710	730	675	700	750	785	720
		OPEN.	17					17	17	17				17	17	17	17	17	17	17	17	17	17	17	17	17	17	17	17	17	17	17
		DISCH.	16	0	0	0	0	14	14	14	0	0	0	14	14	14	14	14	13	13	14	14	14	15	15	14	14	14	14	14	15	14
25	635	CAN.R.	470	470	*	410	360	350	*	*	315	*	*	315	280	260	*	260	220	*	*	290	285	385	395	310	330	270	300	*	380	340
		CAN.D.	1105	1105	0	1045	995	985	0	0	950	0	0	950	915	895	0	895	855	0	0	925	920	1020	1030	945	965	905	935	0	1015	975
		OPEN.		32							30							32							33							33
		DISCH.	0	33	0	0	0	0	0	0	29	0	0	0	0	0	0	30	0	0	0	0	0	0	33	0	0	0	0	0	0	32
26	460	CAN.R.	440	440	*	*	*	*	*	*	*	*	*	*	*	*	*	*	*	*	*	*	*	360	360	*	305	*	*	*	*	*
		CAN.D.	900	900	0	0	0	0	0	0	0	0	0	0	0	0	0	0	0	0	0	0	0	820	820	0	765	0	0	0	0	0
	30	T.W.R.	55	55	*	*	*	*	*	*	*	*	*	*	*	*	*	*	*	*	*	*	*	65	320	*	45	*	*	*	*	*
		T.W.D.	85	85	0	0	0	0	0	0	0	0	0	0	0	0	0	0	0	0	0	0	0	95	350	0	75	0	0	0	0	0
		OPEN.	23	23																				25	25		22					
		DISCH.	18	18	0	0	0	0	0	0	0	0	0	0	0	0	0	0	0	0	0	0	0	19	15	0	16	0	0	0	0	0
27	445	CAN.R.	*	420	440	370	320	310	300	*	*	270	280	275	250	220	225	215	*	*	*	260	240	*	*	260	280	225	250	*	*	*
		CAN.D.	0	865	885	815	765	755	745	0	0	715	725	720	695	665	670	660	0	0	0	705	685	0	0	705	725	670	695	0	0	0
	100	T.W.R.	*	160	140	200	190	160	140	*	*	*	*	150	130	120	*	*	*	*	*	200	220	*	*	240	220	200	210	*	*	*
		T.W.D.	0	260	240	300	290	260	240	0	0	0	0	250	230	220	0	0	0	0	0	300	320	0	0	340	320	300	310	0	0	0
		OPEN.		20	20	20	20	20	20			20	20	20	20	20	20	20				20	20			20	20	20	20			
		DISCH.	0	14	14	13	12	12	13	0	0	17	17	12	12	12	16	16	0	0	0	11	11	0	0	11	11	11	11	0	0	0
28	335	CAN.R.	475	475	*	*	*	*	*	385	*	*	*	*	*	*	*	*	*	*	*	*	*	*	415	320	280	*	*	*	*	*
		CAN.D.	810	810	0	0	0	0	0	720	0	0	0	0	0	0	0	0	0	0	0	0	0	0	750	655	615	0	0	0	0	0
		OPEN.	6	6						28															25	25						
		DISCH.	5	5	0	0	0	0	0	23	0	0	0	0	0	0	0	0	0	0	0	0	0	0	21	20	0	0	0	0	0	0
29	265	CAN.R.	430	430	440	380	340	325	335	345	320	315	320	315	*	270	280	255	220	230	235	255	260	370	375	280	315	260	270	300	350	320
		CAN.D.	695	695	705	645	605	590	600	610	585	580	585	580	0	535	545	520	485	495	500	520	525	635	640	545	580	525	535	565	615	585
	0	T.W.R.	*	*	5	*	20	*	*	*	*	*	*	*	*	20	*	*	*	*	*	*	*	*	*	30	30	*	40	*	*	*
		T.W.D.	0	0	5	0	20	0	0	0	0	0	0	0	0	20	0	0	0	0	0	0	0	0	0	30	30	0	40	0	0	0
		OPEN.	32	33	34	32	32	33	31	32	33	30	27	81		31	33	32	32	32	32	35	32	31	33	34	33	32	32	34	35	33
		DISCH.	26	27	25	25	22	25	24	25	25	23	20	61	1	20	24	23	22	22	22	25	23	24	26	21	22	23	20	25	27	25
30	270	CAN.R.	430	430	*	*	*	*	*	345	320	*	*	315	*	270	280	255	220	230	235	255	260	370	375	280	315	260	*	300	350	*
		CAN.D.	700	700	0	0	0	0	0	615	590	0	0	585	0	540	550	525	490	500	505	525	530	640	645	550	585	530	0	570	620	0
		OPEN.	69	69							68							69				70		70	70					70	70	
		DISCH.	55	55	0	0	0	0	0	0	50	0	0	0	0	0	0	48	0	0	0	48	0	54	54	0	0	0	0	50	53	0
31	295	CAN.R.	*	*	*	380	*	*	*	345	*	*	*	315	*	270	280	255	220	230	235	255	260	370	375	280	315	260	270	300	*	*
		CAN.D.	0	0	0	675	0	0	0	640	0	0	0	610	0	565	575	550	515	525	530	550	555	665	670	575	610	555	565	595	0	0
		OPEN.				35				34				35		35			34	34	34	34				35	35		35	35		
		DISCH.	0	0	0	28	0	0	0	27	0	0	0	26	0	26	0	0	24	24	24	25	0	0	0	26	27	0	25	26	0	0
32	315	CAN.R.	*	*	*	*	*	*	*	*	*	*	*	*	*	*	*	*	*	*	*	255	*	370	*	*	*	*	*	*	*	*
		CAN.D.	0	0	0	0	0	0	0	0	0	0	0	0	0	0	0	0	0	0	0	570	0	685	0	0	0	0	0	0	0	0
		OPEN.																				53										
		DISCH.	0	0	0	0	0	0	0	0	0	0	0	0	0	0	0	0	0	0	0	39	0	0	0	0	0	0	0	0	0	0

SLUICE DISCHARGE NOVEMBER

Canal depth in millimeters
Flow in liters/second

Tail water depth in millimeters
Flow *,daily discharge and reject in cubic meters/24 hours

Sluice opening in millimeters

Discharge in litres/second
K.B.A. as Kliphult reject

Salinity in milligrams/liter

		DATE	1	2	3	4	5	6	7	8	9	10	11	12	13	14	15	16	17	18	19	20	21	22	23	24	25	26	27	28	29	30
33	415	CAN.R.	*	*	*	*	*	*	*	*	*	*	*	*	*	*	*	*	260	*	*	*	*	*	*	*	*	*	*	*	*	*
		CAN.D.	0	0	0	0	0	0	0	0	0	0	0	0	0	0	0	0	675	0	0	0	0	0	0	0	0	0	0	0	0	0
		OPEN.																	38													
		DISCH.	0	0	0	0	0	0	0	0	0	0	0	0	0	0	0	0	30	0	0	0	0	0	0	0	0	0	0	0	0	0
34	422	CAN.R.	*	*	*	*	350	340	*	*	*	*	330	*	*	*	290	*	*	*	*	*	270	*	*	*	*	*	*	*	360	325
		CAN.D.	0	0	0	0	772	762	0	0	0	0	752	0	0	0	712	0	0	0	0	0	692	0	0	0	0	0	0	0	782	747
		OPEN.					35	35					36										36								36	35
		DISCH.	0	0	0	0	30	30	0	0	0	0	31	0	0	0	0	0	0	0	0	0	29	0	0	0	0	0	0	0	31	29
35	437	CAN.R.	445	445	450	400	350	340	*	*	*	330	330	330	320	290	290	*	230	240	240	265	270	375	385	300	335	260	280	*	360	325
		CAN.D.	882	882	887	837	787	777	0	0	0	767	767	767	757	727	727	0	667	677	677	702	707	812	822	737	772	697	717	0	797	762
		OPEN.			22	23	18	8				21	21						21	21	21	21	21			22	22	22	8		14	14
		DISCH.	0	0	20	20	16	7	0	0	0	18	18	0	0	0	0	0	17	17	17	17	17	0	0	18	19	18	7	0	12	12
36	410	CAN.R.	460	460	445	410	365	345	360	*	*	*	340	340	330	295	300	*	*	*	*	*	270	390	395	300	330	270	280	315	360	325
		CAN.D.	870	870	855	820	775	755	770	0	0	0	750	750	740	705	710	0	0	0	0	0	680	800	805	710	740	680	690	725	770	735
	-10	T.W.R.	160	170	170	165	160	160	150	*	*	*	160	160	160	140	150	*	*	*	*	*	20	*	*	*	*	*	*	*	*	*
		T.W.D.	150	160	160	155	150	150	140	0	0	0	150	150	150	130	140	0	0	0	0	0	10	0	0	0	0	0	0	0	0	0
		OPEN.	41	41	41	41	41	41	41				39	39	39	39	39						41	41	41	41	41	41	41	41	41	7
		DISCH.	31	30	30	29	29	28	29	1	1	1	27	27	26	26	26	1	1	1	1	1	29	36	36	34	34	33	33	34	35	6
37	500	CAN.R.	*	*	*	*	*	*	*	360	340	330	*	*	*	*	*	250	*	*	*	*	*	*	*	*	*	*	*	*	*	300
		CAN.D.	0	0	0	0	0	0	0	860	840	830	0	0	0	0	0	750	0	0	0	0	0	0	0	0	0	0	0	0	0	800
	-115	T.W.R.	*	*	*	*	*	*	*	440	440	480	*	*	*	*	*	260	*	*	*	*	*	*	*	*	*	*	*	*	*	*
		T.W.D.	0	0	0	0	0	0	0	325	325	365	0	0	0	0	0	145	0	0	0	0	0	0	0	0	0	0	0	0	0	0
		OPEN.								37	37	37						35														57
		DISCH.	0	0	0	0	0	0	0	24	23	22	0	0	0	0	0	24	0	0	0	0	0	0	0	0	0	0	0	0	0	45
38	348	CAN.R.	*	*	*	*	*	*	*	*	*	*	*	*	395	365	*	*	*	290	290	320	320	*	*	*	*	*	*	350	*	*
		CAN.D.	0	0	0	0	0	0	0	0	0	0	0	0	743	713	0	0	0	638	638	668	668	0	0	0	0	0	0	698	0	0
	5	T.W.R.	*	*	*	*	*	*	*	*	*	*	*	*	470	460	*	*	*	435	420	180	200	*	*	*	*	*	*	480	*	*
		T.W.D.	0	0	0	0	0	0	0	0	0	0	0	0	475	465	0	0	0	440	425	185	205	0	0	0	0	0	0	485	0	0
		OPEN.													62	62				90	63	63	63							65		
		DISCH.	0	0	0	0	0	0	0	0	0	0	0	0	28	27	0	0	0	35	26	39	38	0	0	0	0	0	0	26	0	0
39	485	CAN.R.	390	385	*	345	300	280	305	*	*	*	295	300	305	265	*	*	185	*	*	220	215	345	365	265	285	215	225	*	320	260
		CAN.D.	875	870	0	830	785	765	790	0	0	0	780	785	790	750	0	0	670	0	0	705	700	830	850	750	770	700	710	0	805	745
	-15	T.W.R.	*	*	*	545	540	550	565	*	*	*	560	555	*	*	*	*	*	*	*	*	*	*	*	*	565	575	570	*	*	*
		T.W.D.	0	0	0	530	525	535	550	0	0	0	545	540	0	0	0	0	0	0	0	0	0	0	0	0	550	560	555	0	0	0
		OPEN.				35	30	31	33				33	23													34	21	32			
		DISCH.	0	0	0	17	13	13	14	0	0	0	14	10	0	0	0	0	0	0	0	0	0	0	0	0	14	7	11	0	0	0
40	545	CAN.R.	390	385	350	345	310	280	310	350	310	310	310	310	310	260	280	250	205	210	210	240	230	365	390	280	305	230	240	260	335	230
		CAN.D.	935	930	895	890	855	825	855	895	855	855	855	855	855	805	825	795	750	755	755	785	775	910	935	825	850	775	785	805	880	775
	0	T.W.R.	*	*	*	*	*	*	*	*	*	*	*	*	*	*	*	*	*	*	*	*	*	*	*	*	*	*	*	*	*	*
		T.W.D.	0	0	0	0	0	0	0	0	0	0	0	0	0	0	0	0	0	0	0	0	0	0	0	0	0	0	0	0	0	0
		OPEN.	65	65	65	65	65	65	65	65	65	65	65	65	65	65	65	65	65	65	65	65	65	65	65	65	65	65	65	65	65	65
		DISCH.	63	63	62	61	60	59	60	62	60	60	60	60	60	58	59	58	56	57	57	58	57	62	63	59	60	57	58	58	61	57
41	277	CAN.R.	410	410	400	380	335	305	340	380	360	340	340	340	340	210	310	280	230	240	240	270	260	395	420	315	330	260	265	295	360	310
		CAN.D.	687	687	677	657	612	582	617	657	637	617	617	617	617	487	587	557	507	517	517	547	537	672	697	592	607	537	542	572	637	587
		OPEN.	28	28	28	28	28	28	28	28	28	28	28	28	28	28	28	28	28	28	28	28	28	28	28	28	28	28	28	28	28	12
		DISCH.	23	23	23	22	21	21	22	22	22	22	22	22	22	19	21	20	19	20	20	20	20	22	23	21	21	20	20	21	22	9
42	695	CAN.R.	*	*	425	395	*	330	360	*	*	*	*	378	*	340	340	310	265	260	265	300	285	420	*	*	370	285	295	315	390	325
		CAN.D.	0	0	1120	1090	0	1025	1055	0	0	0	0	1065	0	1035	1035	1005	960	955	960	995	980	1115	0	0	1065	980	990	1010	1085	1020
		OPEN.						25	5					30		25			12	25	25	12	12	25			12	25	25	25	25	25
		DISCH.	0	0	0	0	0	24	5	0	0	0	0	30	0	25	0	0	12	24	24	11	11	25	0	0	12	24	24	24	25	24
43	390	CAN.R.	*	*	*	295	330	190	290	*	*	290	280	285	*	*	280	255	205	200	*	*	230	*	*	*	*	230	240	255	*	255
		CAN.D.	0	0	0	685	720	580	680	0	0	680	670	675	0	0	670	645	595	590	0	0	620	0	0	0	0	620	630	645	0	645
		OPEN.				50	32	49	50			50	50	50			50	50	50	50			50					47	47	47		49
		DISCH.	0	0	0	40	27	36	40	0	0	40	40	39	0	0	39	39	37	37	0	0	38	0	0	0	0	36	36	36	0	38

SLUICE DISCHARGE NOVEMBER

Canal depth in millimeters
Flow in liters/second

Tail water depth in millimeters
Flow *,Daily discharge and reject in cubic meters/24 hours

Sluice opening in millimeters

Discharge in litres/second
K.B.A. as Kliphult reject

Salinity in milligrams/liter

		DATE	1	2	3	4	5	6	7	8	9	10	11	12	13	14	15	16	17	18	19	20	21	22	23	24	25	26	27	28	29	30
44	430	CAN.R.	*	*	375	360	*	*	*	*	*	340	340	340	340	330	330	305	255	250	250	300	280	415	*	*	360	275	275	300	380	310
		CAN.B.	0	0	805	790	0	0	0	0	0	770	770	770	770	760	760	735	685	680	680	730	710	845	0	0	790	705	705	730	810	740
		OPEN.			31	31						30	30	30	30	30	30	30	30	30	30	30	30	30			30	30	30	30	30	30
		DISCH.	1	1	27	27	1	1	1	1	1	26	26	26	26	26	26	25	24	24	24	25	25	27	1	1	26	25	25	25	26	25
45	450	CANALR	*	*	*	*	*	*	*	*	*	*	*	*	365	350	350	*	*	*	*	320	*	*	*	355	385	*	*	*	405	310
		CANALD	0	0	0	0	0	0	0	0	0	0	0	0	815	800	800	0	0	0	0	770	0	0	0	805	835	0	0	0	855	760
	-130	T.W.R.	*	*	*	*	*	*	*	*	*	*	*	*	600	615	*	*	*	*	*	520	*	*	*	500	545	*	*	*	445	600
		T.W.B.	0	0	0	0	0	0	0	0	0	0	0	0	470	485	0	0	0	0	0	390	0	0	0	370	415	0	0	0	315	470
		OPEN.													56	56	48					50				55	25				55	45
		DISCH.	0	0	0	0	0	0	0	0	0	0	0	0	29	28	38	0	0	0	0	27	0	0	0	32	14	0	0	0	35	21
		TOT. DISCH.	241	273	206	288	235	274	285	202	215	334	278	331	222	284	267	301	318	278	232	364	364	288	290	366	344	341	360	348	346	403
		REC 2 -REC 3	408	431	402	359	364	350	313	312	294	294	345	297	278	288	305	308	338	351	382	378	376	368	398	370	372	368	409	335	396	413
		DIFF.	167	158	196	71	130	76	28	110	79	-40	67	-34	56	5	37	7	20	73	150	14	12	80	108	4	28	27	49	-13	50	10
TOTAL DISCH +REJECT			485	558	474	548	577	452	542	550	462	585	480	608	536	541	588	579	490	508	434	579	544	433	430	523	501	655	543	518	492	606
		REJECT *	137	170	100	67	168	167	161	167	159	148	73	68	152	154	135	168	51	43	31	52	50	43	59	13	42	16	21	29	13	42
TOTAL DISCH -REJECT			348	388	374	481	410	284	381	383	303	437	407	540	384	387	453	411	438	465	403	527	494	390	371	510	459	639	521	489	479	563
DAILY REJECT			11839	14691	8626	5788	14500	14452	13916	14432	13718	12802	6310	5858	13175	13283	11624	14504	4445	3743	2710	4452	4312	3722	5103	1100	3606	1394	1850	2486	1116	3669
DAILY DISCHARGE			30105	33515	32339	41542	35385	24578	32894	33101	26164	37781	35147	46677	33156	33430	39182	35529	37851	40135	34787	45531	42689	33708	32039	44071	39649	55174	45033	42286	41409	48685

* INCLUDED IN REJECT ARE K.B.A AND OFFTAKE NUMBERS 18,25,26,38,39

SLUICE DISCHARGE DECEMBER — Canal depth in millimeters — Flow in liters/second — Tail water depth in millimeters — Flow *,Daily discharge and Reject in cubic meters/24 hours — Sluice opening in millimeters — Discharge in litres/second — K.B.A. as Klipbult reject — Salinity in milligrams/liter

		DATE	1	2	3	4	5	6	7	8	9	10	11	12	13	14	15	16	17	18	19	20	21	22	23	24	25	26	27	28	29	30	31
OTT		CAN.D.	973	972	951	957	965	970	967	883	887	850	860	865	883	895	885	893	895	915	948	967	979	925	913	943	967	950	976	977	903	902	915
REC 1		FLOW	1419	1417	1374	1386	1403	1413	1407	1238	1246	1173	1192	1202	1238	1262	1242	1258	1262	1302	1368	1407	1431	1322	1298	1358	1407	1372	1425	1427	1278	1276	1302
		SALIN.	181	176	175	173	164	164	170	165	164	154	169	155	151	153	149	145	139	143	143	147	145	140	139	135	136	137	134	130	132	124	129
		FLOW *	122586	122410	118721	119773	121178	122057	121529	106941	107627	101321	103017	103868	106941	109001	107284	108657	109001	112452	118196	121529	123644	114187	112106	117322	121529	118546	123115	123291	110379	110207	112452
OTT		CAN.D.	739	726	728	726	750	778	782	734	719	704	697	710	731	726	690	679	702	708	718	726	732	710	699	726	773	759	789	781	697	714	761
REC 2		FLOW	975	951	955	951	996	1050	1057	966	938	910	897	921	960	951	884	864	906	917	936	951	962	921	900	951	1040	1013	1071	1055	897	928	1017
		SALIN.	182	179	178	175	168	164	171	168	165	159	168	158	153	155	148	148	139	144	145	150	147	139	138	136	137	137	135	129	134	124	130
OTT		CAN.D.	776	727	736	739	771	792	802	749	734	715	676	707	732	710	685	665	678	711	717	726	769	717	675	736	794	785	827	810	723	696	770
REC 3		FLOW	598	547	556	559	592	614	625	570	554	535	495	526	552	529	504	484	497	530	537	546	590	537	494	556	617	607	651	633	543	515	591
		SALIN.	183	180	178	180	172	164	170	169	165	159	170	159	153	155	149	147	140	144	147	151	147	139	141	135	139	138	134	131	132	127	131
SLU.NO	CON																																
1	223	CAN.R.	*	*	*	*	*	*	*	*	*	450	405	425	450	470	*	*	*	*	*	*	*	510	*	*	535	525	*	*	*	*	*
		CAN.D.	0	0	0	0	0	0	0	0	0	673	628	648	673	693	0	0	0	0	0	0	0	733	0	0	758	748	0	0	0	0	0
		OPEN.										87	87	45	61	61								46			46	46					
		DISCH.	0	0	0	0	0	0	0	0	0	68	66	35	48	49	0	0	0	0	0	0	0	38	0	0	39	39	0	0	0	0	0
2	405	CAN.R.	390	375	375	350	360	390	390	250	285	310	*	*	*	*	280	325	315	310	340	370	385	*	310	310	*	*	365	400	360	320	320
		CAN.D.	795	780	780	755	765	795	795	655	690	715	0	0	0	0	685	730	720	715	745	775	790	0	715	715	0	0	770	805	765	725	725
	318	T.W.R.	160	180	200	210	195	240	240	335	310	255	*	*	*	*	*	*	*	*	35	50	45	*	*	*	*	*	*	*	*	*	45
		T.W.D.	478	498	518	528	513	558	558	653	628	573	0	0	0	0	0	0	0	0	353	368	363	0	0	0	0	0	0	0	0	0	363
		OPEN.	87	87	87	87	87	87	87	87	87	87					86	49	49	36	46	51	51		50	50			50	50	50	50	50
		DISCH.	43	41	39	37	38	37	37	3	19	29	0	0	0	0	70	41	41	30	25	29	29	0	42	42	0	0	43	44	43	42	26
3	400	CAN.R.	355	340	245	320	320	370	370	320	300	300	255	270	290	315	260	305	300	280	320	350	365	315	280	290	355	355	345	380	340	300	305
		CAN.D.	755	740	645	720	720	770	770	720	700	700	655	670	690	715	660	705	700	680	720	750	765	715	680	690	755	755	745	780	740	700	705
		OPEN.	31	31	31	31	31	31	31	31	31	31	31	31	31	31	31	31	31	31	31	60	60	60	31	31	31	31	31	31	31	31	31
		DISCH.	26	26	24	25	25	26	26	25	25	25	24	24	25	25	24	25	25	25	25	50	51	49	25	25	26	26	26	27	26	25	25
4	420	CAN.R.	340	330	*	*	310	355	360	*	*	*	250	260	280	310	255	295	*	*	*	335	350	315	275	280	*	*	335	370	*	290	300
		CAN.D.	760	750	0	0	730	775	780	0	0	0	670	680	700	730	675	715	0	0	0	755	770	735	695	700	0	0	755	790	0	710	720
		OPEN.	45	45			45	45	45				47	47	47	47	47	47				45	45	45	45	45			46	46		45	45
		DISCH.	38	38	0	0	37	38	38	0	0	0	37	37	38	39	37	38	0	0	0	38	38	38	37	37	0	0	39	40	0	37	37
5		OPEN.	*	*	*	*	*	*	*	*	*	*	*	*	*	*	*	*	*	*	*	*	*	*	*	*	*	*	*	*	*	*	*
		DISCH.	0	0	0	0	0	0	0	0	0	0	0	0	0	0	0	0	0	0	0	0	0	0	0	0	0	0	0	0	0	0	0
6		OPEN.	*	*	*	*	*	*	*	*	*	*	*	*	*	*	*	*	*	*	*	*	*	*	*	*	*	*	*	*	*	*	*
		DISCH.	0	0	0	0	0	0	0	0	0	0	0	0	0	0	0	0	0	0	0	0	0	0	0	0	0	0	0	0	0	0	0
7	65	CAN.R.	345	320	*	*	310	380	375	*	*	*	270	280	310	330	275	315	315	*	*	355	375	315	290	295	*	*	355	390	*	*	315
		CAN.D.	410	385	0	0	375	445	440	0	0	0	335	345	375	395	340	380	380	0	0	420	440	380	355	360	0	0	420	455	0	0	380
		T.W.D.	280	260			230						200	220	235	330	215	330	205					235	200	200			205	210			200
		OPEN.	42	42			55	55	55				55	55	55	55	55	55	55			51	51	51	51	51			57	57			57
		DISCH.	13	13	0	0	18	36	36	0	0	0	18	17	18	12	17	11	20	0	0	33	33	17	18	18	0	0	23	25	0	0	21
8	330	CAN.R.	*	*	310	300	*	*	*	320	300	290	*	*	*	*	*	*	*	300	310	345	365	*	*	*	350	350	*	*	335	290	*
		CAN.D.	0	0	640	630	0	0	0	650	630	620	0	0	0	0	0	0	0	630	640	675	695	0	0	0	680	680	0	0	665	620	0
	265	T.W.R.	*	*	*	190	*	*	*	*	140	180	*	*	*	*	*	*	*	60	80	*	*	*	*	*	*	110	*	*	*	35	*
		T.W.D.	0	0	0	455	0	0	0	0	405	445	0	0	0	0	0	0	0	325	345	0	0	0	0	0	0	375	0	0	0	300	0
		OPEN.			75	75				75	75	75								75	75						75	75			75	75	
		DISCH.	0	0	59	27	0	0	0	59	31	27	0	0	0	0	0	0	0	36	36	0	0	0	0	0	61	36	0	0	60	37	0
9	555	CAN.R.	320	290	280	265	275	325	*	305	275	278	230	250	280	305	245	280	280	280	280	315	340	290	250	260	325	325	325	355	310	265	280
		CAN.D.	875	845	835	820	830	880	0	860	830	825	785	805	835	860	800	835	835	835	835	870	895	845	805	815	880	880	880	910	865	820	835
	-5	T.W.R.	*	720	725	220	240	260	*	820	725	200	180	200	765	*	190	*	705	715	*	*	*	*	*	710	*	795	840	800	*	*	*
		T.W.D.	0	715	720	215	235	255	0	815	720	195	175	195	760	0	185	0	700	710	0	0	0	0	0	705	0	790	835	795	0	0	0
		OPEN.		89	89	89	89	89		89	89	89	89	89	89		88	62	62	62	62	62		62	62	62		62	62	62	62	62	62
		DISCH.	0	28	27	61	60	62	0	17	26	62	61	61	21	0	60	56	20	19	56	57	0	56	55	18	0	16	12	19	57	56	56

SLUICE DISCHARGE DECEMBER

Canal depth in millimeters
Flow in liters/second

Tail water depth in millimeters
Flow *,Daily discharge and Reject in cubic meters/24 hours

Sluice opening in millimeters

Discharge in litres/second
K.B.A. as Klipbult reject

Salinity in milligrams/liter

		DATE	1	2	3	4	5	6	7	8	9	10	11	12	13	14	15	16	17	18	19	20	21	22	23	24	25	26	27	28	29	30	31
10		OPEN.	*	*	*	*	*	*	*	*	*	*	*	*	*	*	*	*	*	*	*	*	*	*	*	*	*	*	*	*	*	*	*
		DISCH.	*	*	*	*	*	*	*	*	*	*	*	*	*	*	*	*	*	*	*	*	*	*	*	*	*	*	*	*	*	*	*
11		OPEN.	*	*	*	*	*	*	*	*	*	*	*	*	*	*	*	*	*	*	*	*	*	*	*	*	*	*	*	*	*	*	*
		DISCH.	*	*	*	*	*	*	*	*	*	*	*	*	*	*	*	*	*	*	*	*	*	*	*	*	*	*	*	*	*	*	*
12	390	CAN.R.	*	*	*	*	*	*	*	*	*	*	*	*	*	*	*	*	*	*	*	237	*	*	*	*	*	*	*	*	*	*	*
		CAN.D.	0	0	0	0	0	0	0	0	0	0	0	0	0	0	0	0	0	0	0	627	0	0	0	0	0	0	0	0	0	0	0
	215	T.W.R.	*	*	*	*	*	*	*	*	*	*	*	*	*	*	*	*	*	*	*	145	*	*	*	*	*	*	*	*	*	*	*
		T.W.D.	0	0	0	0	0	0	0	0	0	0	0	0	0	0	0	0	0	0	0	360	0	0	0	0	0	0	0	0	0	0	0
		OPEN.																															
		DISCH.	0	0	0	0	0	0	0	0	0	0	0	0	0	0	0	0	0	0	0	0	0	0	0	0	0	0	0	0	0	0	0
13		OPEN.	*	*	*	*	*	*	*	*	*	*	*	*	*	*	*	*	*	*	*	*	*	*	*	*	*	*	*	*	*	*	*
		DISCH.	*	*	*	*	*	*	*	*	*	*	*	*	*	*	*	*	*	*	*	*	*	*	*	*	*	*	*	*	*	*	*
14	395	CAN.R.	*	250	240	245	*	*	*	*	255	250	225	235	265	*	*	*	260	260	*	*	300	*	220	230	*	*	*	*	290	250	
		CAN.D.	0	645	635	640	0	0	0	0	650	645	620	630	660	0	0	0	655	655	0	0	695	0	615	625	0	0	0	0	685	645	0
		OPEN.		30	30	30					30	15	30	30	30				30	30			26		30	30					30	30	
		DISCH.	0	24	23	23	0	0	0	0	24	12	23	23	24	0	0	0	24	24	0	0	21	0	23	23	0	0	0	0	24	24	0
15	345	CAN.R.	310	265	255	260	265	*	340	310	270	265	240	250	280	295	245	280	270	275	270	300	315	285	240	250	310	320	320	355	310	260	285
		CAN.D.	655	610	600	605	610	0	685	655	615	610	585	595	625	640	590	625	615	620	615	645	660	630	585	595	655	665	665	700	655	605	630
		T.W.D.		40		60	80			110	20	20	15	20	20	160		65	115	200	190			225	200	190	440	130	220		70	180	220
		OPEN.		8	8	8	8		8	8	8	8	8	8	8	8		8	8	8	8			8	8	8	8	8	8		8	8	8
		DISCH.	0	5	6	5	5	0	7	5	5	5	5	5	5	5	0	5	5	5	5	0	0	4	4	4	3	5	5	0	5	5	5
16	400	CAN.R.	*	*	*	*	260	320	*	*	*	*	*	240	275	*	*	*	*	*	265	295	*	*	*	*	*	325	330	355	*	*	*
		CAN.D.	0	0	0	0	660	720	0	0	0	0	0	640	675	0	0	0	0	0	665	695	0	0	0	0	0	725	730	755	0	0	0
	25	T.W.R.	*	*	*	*	190	210	*	*	*	*	*	195	210	*	*	*	*	*	200	*	*	*	*	*	*	220	255	280	*	*	*
		T.W.D.	0	0	0	0	215	235	0	0	0	0	0	220	235	0	0	0	0	0	225	0	0	0	0	0	0	245	280	305	0	0	0
		OPEN.					22	22						24	24						23	23						23	23	23			
		DISCH.	1	1	1	1	13	13	1	1	1	1	1	14	14	1	1	1	1	1	13	19	1	1	1	1	1	14	14	14	1	1	1
17	465	CAN.R.	*	*	*	*	*	*	*	*	*	*	*	*	*	240	*	*	*	*	*	*	*	*	*	*	290	*	*	*	*	*	*
		CAN.D.	0	0	0	0	0	0	0	0	0	0	0	0	0	705	0	0	0	0	0	0	0	0	0	0	755	0	0	0	0	0	0
		OPEN.														71											71						
		DISCH.	0	0	0	0	0	0	0	0	0	0	0	0	0	57	0	0	0	0	0	0	0	0	0	0	59	0	0	0	0	0	0
18	350	CAN.R.	290	235	230	230	230	395	*	280	235	225	205	210	245	250	200	240	240	250	240	*	295	255	210	220	280	300	305	330	280	235	260
		CAN.D.	640	585	580	580	580	745	0	630	585	575	555	560	595	600	550	590	590	600	590	0	645	605	560	570	630	650	655	680	630	585	610
		OPEN.	10	10	10	10	10	10		10	10	10	10	10	10	10	10	10	10	10	10		10	10	10	10	10	10	10	10	10	10	10
		DISCH.	8	8	8	8	8	9	0	8	8	7	7	7	8	8	7	8	8	8	8	0	8	8	7	7	8	8	8	8	8	8	8
19	400	CAN.R.	*	*	*	*	*	*	*	*	*	*	*	*	*	*	*	*	*	*	*	*	*	*	*	*	*	*	*	*	*	*	*
		CAN.D.	0	0	0	0	0	0	0	0	0	0	0	0	0	0	0	0	0	0	0	0	0	0	0	0	0	0	0	0	0	0	0
	5	T.W.R.	*	*	*	*	*	*	*	*	*	*	*	*	*	*	*	*	*	*	*	*	*	*	*	*	*	*	*	*	*	*	*
		T.W.D.	0	0	0	0	0	0	0	0	0	0	0	0	0	0	0	0	0	0	0	0	0	0	0	0	0	0	0	0	0	0	0
		OPEN.																															
		DISCH.	0	0	0	0	0	0	0	0	0	0	0	0	0	0	0	0	0	0	0	0	0	0	0	0	0	0	0	0	0	0	0
K.B.A.	-175	CANALR	191	175	242	175	200	246	247	242	240	239	239	239	239	239	237	227	186	197	194	193	197	179	179	179	179	179	179	179	177	177	180
		D.O.W.	16	0	67	0	25	71	72	67	65	64	64	64	64	64	62	52	11	22	19	18	22	4	4	4	4	4	4	4	2	2	5
		DISCH	4	0	35	0	8	38	39	35	34	33	33	33	33	33	31	24	2	7	5	5	7	1	1	1	1	1	1	1	0	0	1
20	370	CAN.R.	*	225	*	*	220	*	*	*	*	210	*	*	*	*	*	220	*	*	*	250	*	250	200	210	*	*	*	*	*	*	*
		CAN.D.	0	595	0	0	590	0	0	0	0	580	0	0	0	0	0	590	0	0	0	620	0	620	570	580	0	0	0	0	0	0	0
		OPEN.		72			50					72						75				76		6	6	28							
		DISCH.	0	53	0	0	37	0	0	0	0	53	0	0	0	0	0	55	0	0	0	57	0	5	4	21	0	0	0	0	0	0	0
	TOT.	DISCH.	135	237	223	189	251	261	186	155	174	323	276	258	235	230	250	265	147	155	174	289	190	218	218	198	200	147	171	178	226	235	181
	REC 1 -REC 2		444	466	420	435	406	363	349	272	308	263	296	281	278	311	358	394	356	384	432	456	469	401	397	407	367	359	354	372	381	347	285
	DIFF.		309	229	196	247	155	102	164	117	134	-60	19	23	42	81	108	129	208	229	258	167	279	183	179	209	167	212	183	194	155	113	103

SLUICE DISCHARGE DECEMBER

Canal depth in millimeters
Flow in liters/second

Tail water depth in millimeters
Flow *,Daily discharge and Reject in cubic meters/24 hours

Sluice opening in millimeters

Discharge in litres/second
K.B.A. as Klipbult reject

Salinity in milligrams/liter

		DATE	1	2	3	4	5	6	7	8	9	10	11	12	13	14	15	16	17	18	19	20	21	22	23	24	25	26	27	28	29	30	31
21	430	CAN.R.	*	*	*	*	*	*	*	*	*	*	*	*	*	*	175	*	*	*	*	*	*	255	*	*	*	*	*	335	*	*	*
		CAN.D.	0	0	0	0	0	0	0	0	0	0	0	0	0	0	605	0	0	0	0	0	0	685	0	0	0	0	0	765	0	0	0
		OPEN.															80							78						80			
		DISCH.	1	1	1	1	1	1	1	1	1	1	1	1	1	1	60	1	1	1	1	1	1	62	1	1	1	1	1	67	1	1	1
22	345	CAN.R.	350	290	290	270	280	*	340	320	260	255	225	230	280	380	200	270	320	285	265	300	350	295	240	255	335	345	365	380	320	270	315
		CAN.D.	695	635	635	615	625	0	685	665	605	600	570	575	625	725	545	615	665	630	610	645	695	640	585	600	680	690	710	725	665	615	660
		OPEN.		75		75			76		81			78			80				75				78	78		80						
		DISCH.	2	57	2	56	2	2	60	2	60	2	2	57	2	2	56	2	2	2	56	2	2	2	57	57	2	64	2	2	2	2	2
23	392	CAN.R.	*	*	*	*	300	*	355	330	260	255	215	*	*	*	*	*	260	*	*	305	330	*	*	*	*	*	*	*	325	270	*
		CAN.D.	0	0	0	0	692	0	747	722	652	647	607	0	0	0	0	0	652	0	0	697	722	0	0	0	0	0	0	0	717	662	0
		OPEN.					18		20	20	20	62	62						62												61	60	
		DISCH.	0	0	0	0	15	0	17	16	15	48	46	0	0	0	0	0	48	0	0	0	0	0	0	0	0	0	0	0	50	47	0
24	400	CAN.R.	360	310	310	290	300	365	355	330	260	*	215	235	280	270	200	270	260	285	275	305	330	310	250	270	350	365	380	395	325	270	325
		CAN.D.	760	710	710	690	700	765	755	730	660	0	615	635	680	670	600	670	660	685	675	705	730	710	650	670	750	765	780	795	725	670	725
		OPEN.	15	15	15	15	15	15	15	15	15		17	17	17	17	17	17	17	17	17	17	17	17	17	17	17	17	17	17	17	17	17
		DISCH.	13	12	12	12	12	13	13	13	12	0	13	13	13	13	13	13	13	13	13	14	14	14	13	13	14	14	14	14	14	13	14
25	635	CAN.R.	360	305	310	290	300	*	350	320	260	255	215	230	275	270	200	270	255	285	270	300	330	310	250	270	350	265	380	395	325	270	325
		CAN.D.	995	940	945	925	935	0	985	955	895	890	850	865	910	905	835	905	890	920	905	935	965	945	885	905	985	900	1015	1030	960	905	960
		OPEN.							32							32							32							32			
		DISCH.	0	0	0	0	0	0	31	0	0	0	0	0	0	29	0	0	0	0	0	0	31	0	0	0	0	0	0	32	0	0	0
26	460	CAN.R.	*	280	*	*	*	*	*	*	235	*	*	*	250	245	*	245	*	*	*	275	300	*	230	*	*	*	*	370	320	250	*
		CAN.D.	0	740	0	0	0	0	0	0	695	0	0	0	710	705	0	705	0	0	0	735	760	0	690	0	0	0	0	830	780	710	0
	30	T.W.R.	*	90	*	*	*	*	*	*	*	*	*	*	60	50	*	50	*	*	*	*	*	*	40	*	*	*	*	*	55	50	*
		T.W.D.	0	120	0	0	0	0	0	0	0	0	0	0	90	80	0	80	0	0	0	0	0	0	70	0	0	0	0	0	85	80	0
		OPEN.		22							24				24	24		25				22	22		25					24	24	24	
		DISCH.	0	15	0	0	0	0	0	0	19	0	0	0	16	16	0	17	0	0	0	19	19	0	17	0	0	0	0	21	17	16	0
27	445	CAN.R.	320	260	235	240	255	315	315	275	*	*	170	280	*	220	160	220	215	230	235	260	285	270	215	230	315	335	340	360	295	240	290
		CAN.D.	765	705	680	685	700	760	760	720	0	0	615	725	0	665	605	665	660	675	680	705	730	715	660	675	760	780	785	805	740	685	735
	100	T.W.R.	250	220	220	130	190	200	230	180	*	*	140	140	*	470	140	150	140	160	150	*	*	200	180	180	210	160	220	245	270	200	260
		T.W.D.	350	320	320	230	290	300	330	280	0	0	240	240	0	570	240	250	240	260	250	0	0	300	280	280	310	260	320	345	370	300	360
		OPEN.	20	20	20	20	20	20	20	20			19	19		20	20	20	20	20	20	20	20	20	20	20	20	20	20	20	20	20	20
		DISCH.	11	11	11	12	11	12	12	12	0	0	10	12	0	5	11	11	11	11	12	17	17	11	11	11	12	13	12	12	11	11	11
28	335	CAN.R.	380	330	310	*	*	*	*	*	*	275	*	*	*	*	*	*	*	300	*	*	*	*	*	*	*	*	*	*	*	*	*
		CAN.D.	715	665	645	0	0	0	0	0	0	610	0	0	0	0	0	0	0	635	0	0	0	0	0	0	0	0	0	0	0	0	0
		OPEN.	27	27	27							27								28													
		DISCH.	22	22	21	0	0	0	0	0	0	20	0	0	0	0	0	0	0	22	0	0	0	0	0	0	0	0	0	0	0	0	0
29	265	CAN.R.	340	258	260	270	286	340	350	295	245	235	190	210	255	255	190	255	245	255	265	280	320	315	255	260	350	370	370	400	320	260	315
		CAN.D.	605	523	525	535	551	605	615	560	510	500	455	475	520	520	455	520	510	520	530	545	585	580	520	525	615	635	635	665	585	525	580
	0	T.W.R.	*	*	60	60	*	*	*	*	*	*	*	60	*	*	*	*	*	60	80	*	*	100	100	30	*	*	*	*	95	100	*
		T.W.D.	0	0	60	60	0	0	0	0	0	0	0	60	0	0	0	0	0	60	80	0	0	100	100	30	0	0	0	0	95	100	0
		OPEN.	31	31	31	31	31	31	31	31	31	31	31	31	31	31	31	31	31	31	31	31	31	31	31	31	31	31	31	31	31	31	
		DISCH.	23	22	18	19	22	23	24	23	22	21	20	17	22	22	20	22	22	18	18	22	23	19	17	19	24	24	24	25	19	18	1
30	270	CAN.R.	340	258	260	270	286	340	350	295	245	235	190	210	255	255	190	255	245	255	265	280	320	315	255	260	350	370	370	400	320	260	315
		CAN.D.	610	528	530	540	556	610	620	565	515	505	460	480	525	525	460	525	515	525	535	550	590	585	525	530	620	640	640	670	590	530	585
		OPEN.	70		70			68		70					18	68				66		66	10						70			70
		DISCH.	53	0	49	0	0	51	0	50	0	0	0	0	12	47	0	0	0	46	0	47	8	0	0	0	0	0	54	0	0	0	51
31	295	CAN.R.	340	258	260	270	286	340	350	*	245	235	190	210	255	255	190	255	245	255	265	280	320	315	255	260	350	370	370	400	320	260	315
		CAN.D.	635	553	555	565	581	635	645	0	540	530	485	505	550	550	485	550	540	550	560	575	615	610	550	555	645	665	665	695	615	555	610
		OPEN.	34	34	34	34	34	34	34		34	34	34	34			34		35	35	35	35	35	35	35	100			35	35	35	35	35
		DISCH.	26	25	25	25	25	26	27	0	24	24	23	24	0	0	23	0	25	25	25	25	26	26	25	70	0	0	27	28	26	25	26
32	315	CAN.R.	*	*	*	*	*	*	*	*	*	235	190	*	*	*	*	*	*	*	*	*	*	*	*	*	*	*	*	*	320	260	*
		CAN.D.	0	0	0	0	0	0	0	0	0	550	505	0	0	0	0	0	0	0	0	0	0	0	0	0	0	0	0	0	635	575	0
		OPEN.										52	52																		54	54	
		DISCH.	0	0	0	0	0	0	0	0	0	37	36	0	0	0	0	0	0	0	0	0	0	0	0	0	0	0	0	0	42	40	0

SLUICE DISCHARGE DECEMBER

Canal depth in millimeters
Flow in liters/second

Tail water depth in millimeters
Flow *,Daily discharge and Reject in cubic meters/24 hours

Sluice opening in millimeters

Discharge in litres/second
K.B.A. as Klipbult reject

Salinity in milligrams/liter

		DATE	1	2	3	4	5	6	7	8	9	10	11	12	13	14	15	16	17	18	19	20	21	22	23	24	25	26	27	28	29	30	31
33	415	CAN.R.	*	*	*	*	*	*	*	340	285	*	*	*	*	*	*	*	*	*	*	*	*	*	*	*	*	*	*	440	*	*	*
		CAN.D.	0	0	0	0	0	0	0	755	700	0	0	0	0	0	0	0	0	0	0	0	0	0	0	0	0	0	0	855	0	0	0
		OPEN.								38	38																			38			
		DISCH.	0	0	0	0	0	0	0	32	31	0	0	0	0	0	0	0	0	0	0	0	0	0	0	0	0	0	0	34	0	0	0
34	422	CAN.R.	*	*	265	280	*	*	*	305	*	*	*	*	*	*	*	260	*	*	*	*	*	*	*	*	350	375	*	*	*	*	*
		CAN.D.	0	0	687	702	0	0	0	727	0	0	0	0	0	0	0	682	0	0	0	0	0	0	0	0	772	797	0	0	0	0	0
		OPEN.			35	35				36								37									38	38					
		DISCH.	0	0	28	29	0	0	0	30	0	0	0	0	0	0	0	29	0	0	0	0	0	0	0	0	33	33	0	0	0	0	0
35	437	CAN.R.	345	285	265	280	290	345	360	305	255	250	200	215	260	260	195	260	255	265	275	290	335	320	255	265	350	375	380	410	330	270	315
		CAN.D.	782	722	702	717	727	782	797	742	692	687	637	652	697	697	632	697	692	702	712	727	772	757	692	702	787	812	817	847	767	707	752
		OPEN.		19	19	19	19	19	19	19	19		23	23	23	23	23	23	23	23	23	23	23	23	23	23	23	23	23	23	23	23	23
		DISCH.	0	16	16	16	16	17	17	16	16	0	18	18	18	18	18	18	18	19	19	19	19	19	18	19	20	20	20	20	19	19	19
36	410	CAN.R.	350	290	265	*	295	*	*	*	*	*	*	215	260	265	200	265	255	270	280	300	*	*	260	270	*	*	*	*	*	*	320
		CAN.D.	760	700	675	0	705	0	0	0	0	0	0	625	670	675	610	675	665	680	690	710	0	0	670	680	0	0	0	0	0	0	730
	-10	T.W.R.	*	*	*	*	*	*	*	*	*	*	*	*	*	*	*	*	*	*	*	*	*	*	*	*	*	*	*	*	*	*	*
		T.W.D.	0	0	0	0	0	0	0	0	0	0	0	0	0	0	0	0	0	0	0	0	0	0	0	0	0	0	0	0	0	0	0
		OPEN.	6	40	40		40							40	40	40	40	40	40	40	40	40			40	40							44
		DISCH.	5	33	33	1	33	1	1	1	1	1	1	31	32	33	31	33	32	33	33	33	1	1	32	33	1	1	1	1	1	1	37
37	500	CAN.R.	330	*	*	355	*	330	345	*	*	*	*	*	240	*	*	*	*	*	*	*	315	310	*	*	325	355	360	*	*	*	*
		CAN.D.	830	0	0	855	0	830	845	0	0	0	0	0	740	0	0	0	0	0	0	0	815	810	0	0	825	855	860	0	0	0	0
	-115	T.W.R.	260	*	*	*	*	280	425	*	*	*	*	*	*	*	*	*	*	*	*	*	200	330	*	*	*	470	485	*	*	*	*
		T.W.D.	145	0	0	0	0	165	310	0	0	0	0	0	0	0	0	0	0	0	0	0	85	215	0	0	0	355	370	0	0	0	0
		OPEN.	40			38		34	34						36								34	34			37	37	54				
		DISCH.	29	0	0	35	0	24	22	0	0	0	0	0	30	0	0	0	0	0	0	0	26	23	0	0	33	23	33	0	0	0	0
38	348	CAN.R.	*	325	300	315	335	*	*	*	310	305	255	260	*	*	*	310	*	*	*	*	*	*	*	315	460	420	*	*	*	*	365
		CAN.D.	0	673	648	663	683	0	0	0	658	653	603	608	0	0	0	658	0	0	0	0	0	0	0	663	808	768	0	0	0	0	713
	5	T.W.R.	*	455	480	460	465	*	*	*	460	460	185	170	*	*	*	130	*	*	*	*	*	*	*	470	390	510	*	*	*	*	420
		T.W.D.	0	460	485	465	470	0	0	0	465	465	190	175	0	0	0	135	0	0	0	0	0	0	0	475	395	515	0	0	0	0	425
		OPEN.		55	65	65	65				65	65	65	65				64								66	66	66					66
		DISCH.	0	22	23	25	26	0	0	0	25	25	37	37	0	0	0	41	0	0	0	0	0	0	0	25	37	29	0	0	0	0	31
39	485	CAN.R.	295	220	*	210	230	*	*	270	205	205	150	155	210	215	150	205	200	220	230	250	280	280	205	205	290	320	325	365	280	210	260
		CAN.D.	780	705	0	695	715	0	0	755	690	690	635	640	695	700	635	690	685	705	715	735	765	765	690	690	775	805	810	850	765	695	745
	-15	T.W.R.	*	*	*	*	*	*	*	*	*	*	*	*	*	*	*	*	590	580	590	*	*	*	580	*	*	*	*	*	*	590	*
		T.W.D.	0	0	0	0	0	0	0	0	0	0	0	0	0	0	0	0	575	565	575	0	0	0	565	0	0	0	0	0	0	575	0
		OPEN.																	30	30	30				29							28	
		DISCH.	0	0	0	0	0	0	0	0	0	0	0	0	0	0	0	0	9	10	10	0	0	0	9	0	0	0	0	0	0	9	0
40	545	CAN.R.	310	240	210	230	245	310	330	285	220	225	165	175	220	230	165	230	215	240	250	270	300	295	220	230	305	335	335	380	300	220	275
		CAN.D.	855	785	755	775	790	855	875	830	765	770	710	720	765	775	710	775	760	785	795	815	845	840	765	775	850	880	880	925	845	765	820
	0	T.W.R.	*	*	*	*	*	*	*	*	*	*	*	*	*	*	*	*	*	*	*	*	*	*	*	*	*	*	*	*	*	*	*
		T.W.D.	0	0	0	0	0	0	0	0	0	0	0	0	0	0	0	0	0	0	0	0	0	0	0	0	0	0	0	0	0	0	0
		OPEN.	65	65	65	65	65	65	65	65	65	65	65	65	65	65	65	65	65	55	55	55	55	55	55	55	55	55	55	55	55	72	72
		DISCH.	59	57	55	56	57	59	60	58	56	56	54	54	56	56	54	56	56	48	48	49	50	49	47	47	50	51	51	52	50	62	65
41	277	CAN.R.	355	260	230	250	275	230	355	310	245	250	195	205	245	180	200	260	230	265	280	290	320	315	245	250	230	350	370	410	335	240	310
		CAN.D.	632	537	507	527	552	507	632	587	522	527	472	482	522	457	477	537	507	542	557	567	597	592	522	527	507	627	647	687	612	517	587
		OPEN.	7	28	28	28	28	28	28	28	28	28	28	28	28	28	28	28	28	28	28	28	28	28	28	28	28	28	8	18	14	27	17
		DISCH.	5	20	19	19	20	19	21	21	19	19	18	19	19	18	19	20	19	20	20	20	21	21	19	19	19	21	6	14	11	19	12
42	695	CAN.R.	365	290	250	270	290	350	380	330	270	275	215	225	270	275	215	*	260	290	295	315	*	340	270	270	350	380	380	420	350	270	330
		CAN.D.	1060	985	945	965	985	1045	1075	1025	965	970	910	920	965	970	910	0	955	985	990	1010	0	1035	965	965	1045	1075	1075	1115	1045	965	1025
		OPEN.	25	25	25	19	19	10	10	25	25	25	25	25	25	25	25		25	25	25	25		25	25	25	25	25	25	25	25	25	25
		DISCH.	25	24	23	18	18	10	10	24	24	24	23	23	24	24	23	0	24	24	24	24	0	25	24	24	25	25	25	25	25	24	24
43	390	CAN.R.	*	215	170	205	220	280	315	265	205	220	*	*	200	185	*	*	195	*	220	*	270	260	190	*	275	295	300	350	*	190	*
		CAN.D.	0	605	560	595	610	670	705	655	595	610	0	0	590	575	0	0	585	0	610	0	660	650	580	0	665	685	690	740	0	580	0
		OPEN.		48	48	48	48	48	48	48	48	48			48	48			48		45		46	46	46		48	48	48	48		50	
		DISCH.	0	36	35	36	36	38	39	38	36	36	0	0	35	35	0	0	35	0	34	0	36	36	34	0	38	38	38	40	0	37	0

SLUICE DISCHARGE DECEMBER

Canal depth in millimeters
Flow in liters/second

Tail water depth in millimeters
Flow *,Daily discharge and Reject in cubic meters/24 hours

Sluice opening in millimeters

Discharge in litres/second
K.B.A. as Kliphult reject

Salinity in milligrams/liter

		DATE	1	2	3	4	5	6	7	8	9	10	11	12	13	14	15	16	17	18	19	20	21	22	23	24	25	26	27	28	29	30	31
44	430	CAN.R.	*	*	*	240	260	315	360	310	250	*	195	200	250	260	185	255	235	*	260	290	320	305	230	235	320	350	250	400	315	220	300
		CAN.D.	0	0	0	670	690	745	790	740	680	0	625	630	680	690	615	685	665	0	690	720	750	735	660	665	750	780	680	830	745	650	730
		OPEN.				32	32	32	32	32	32		33	33	33	33	33	33	33		31	31	31	31	31	31	31	31	31	31	31	31	31
		DISCH.	1	1	1	25	26	27	27	27	25	1	25	25	26	26	25	26	26	1	25	26	26	26	25	25	26	27	25	28	26	24	26
45	450	CANALR	375	*	*	*	*	335	*	*	*	*	320	380	*	*	200	270	*	290	*	305	*	*	*	255	*	*	*	*	335	*	330
		CANALD	825	0	0	0	0	785	0	0	0	0	770	830	0	0	650	720	0	740	0	755	0	0	0	705	0	0	0	0	785	0	780
	-130	T.W.R.	660	*	*	*	*	300	*	*	*	*	400	220	*	*	400	420	*	390	*	380	*	*	*	360	*	*	*	*	390	*	325
		T.W.D.	530	0	0	0	0	170	0	0	0	0	270	90	0	0	270	290	0	260	0	250	0	0	0	230	0	0	0	0	260	0	195
		OPEN.	50					42					52	52			58	58		50		50				54					55		58
		DISCH.	24	0	0	0	0	29	0	0	0	0	32	39	0	0	31	34	0	31	0	31	0	0	0	33	0	0	0	0	35	0	39
		TOT. DISCH.	301	374	372	386	322	353	382	363	387	316	359	371	309	347	383	325	342	323	339	350	321	335	351	398	334	384	335	417	349	368	360
		REC 2 -REC 3	378	404	398	392	404	435	432	396	384	375	402	395	408	421	380	380	409	387	399	405	372	384	407	395	423	406	419	422	354	413	426
		DIFF.	77	30	26	6	81	82	50	34	-4	59	42	24	99	74	-4	55	67	64	60	55	51	50	55	-3	90	22	84	5	5	45	66
TOTAL DISCH +REJECT			436	611	595	575	574	615	568	518	561	639	636	629	545	577	634	590	489	478	514	639	511	553	569	596	534	532	506	595	575	603	541
		REJECT *	12	45	66	33	42	47	70	43	85	65	77	78	57	86	39	90	19	24	23	24	64	8	34	33	46	38	8	62	25	33	39
TOTAL DISCH -REJECT			424	566	530	542	532	568	498	475	476	574	559	552	488	491	595	500	471	454	491	615	447	544	535	563	488	494	497	533	550	570	502
DAILY REJECT			1037	3902	5680	2850	3626	4044	6072	3710	7383	5608	6623	6701	4899	7447	3334	7759	1602	2073	1954	2037	5562	707	2960	2865	3949	3258	734	5332	2183	2825	3403
DAILY DISCHARGE			36613	48928	45755	46807	45953	49077	43001	41050	41086	49637	48289	47669	42152	42442	51420	43241	40656	39224	42414	53152	38584	47037	46203	48642	42165	42667	42977	46036	47517	49235	43346

* INCLUDED IN REJECT ARE K.B.A AND OFFTAKE NUMBERS 18,25,26,38,39

G25

SLUICE DISCHARGE JANUARY

Canal depth in millimeters
Flow in liters/second

Tail water depth in millimeters
Flow *,Daily discharge and reject in cubic meters/24 hours

Sluice opening in millimeters

Discharge in litres/second
K.B.A. as Kliphult reject

Salinity in milligrams/liter

		DATE	1	2	3	4	5	6	7	8	9	10	11	12	13	14	15	16	17	18	19	20	21	22	23	24	25	26	27	28	29	30	31
OTT REC 1		CAN.D.	951	930	949	952	881	895	880	862	881	922	917	862	873	898	922	952	967	977	928	936	956	934	953	939	937	914	906	908	926	930	958
		FLOW	1374	1332	1370	1376	1234	1262	1232	1196	1234	1316	1306	1196	1218	1268	1316	1376	1407	1427	1328	1344	1384	1340	1378	1350	1346	1300	1284	1288	1324	1332	1388
		SALIN.	131	126	129	135	131	131	132	131	128	127	124	116	114	109	112	111	110	110	109	112	104	103	101	101	97	85	79	76	82	87	87
		FLOW *	118721	115056	118371	118896	106599	109001	106428	103357	106599	113666	112799	103357	105231	109517	113666	118896	121529	123291	114708	116101	119597	115752	119071	116624	116275	112279	110897	111242	114360	115056	119948
OTT REC 2		CAN.D.	788	759	799	799	741	758	755	732	742	767	777	727	723	745	747	765	773	782	763	778	782	781	793	784	784	777	784	790	788	824	840
		FLOW	1069	1013	1090	1090	979	1011	1006	962	981	1028	1048	953	945	987	990	1025	1040	1057	1021	1050	1057	1055	1078	1061	1061	1048	1061	1073	1069	1139	1170
		SALIN.	128	126	131	136	132	131	132	132	126	128	127	119	114	109	110	113	111	109	110	110	105	103	102	101	99	85	80	76	84	87	93
OTT REC 3		CAN.D.	791	791	827	798	767	729	750	718	735	775	771	713	680	719	713	735	772	758	745	745	759	761	768	780	765	778	741	779	805	842	868
		FLOW	613	613	651	621	588	549	571	538	555	597	592	532	499	539	532	555	594	579	565	565	580	582	589	602	586	600	561	601	628	667	695
		SALIN.	131	126	132	136	136	131	138	133	131	130	127	121	115	108	115	113	112	109	112	105	103	105	101	100	104	86	81	75	82	82	93
SLU.NO	CON																																
1	223	CAN.R.	*	*	*	*	*	475	475	440	*	*	*	*	*	*	465	510	540	535	*	*	*	*	*	535	485	470	*	*	*	*	520
		CAN.D.	0	0	0	0	0	698	698	663	0	0	0	0	0	0	688	733	763	758	0	0	0	0	0	758	708	693	0	0	0	0	743
		OPEN.						47	47	47							46	46	46	46						47		48					46
		DISCH.	0	0	0	0	0	38	38	37	0	0	0	0	0	0	37	38	39	39	0	0	0	0	0	39	45	39	0	0	0	0	39
2	405	CAN.R.	375	380	370	395	340	*	*	*	275	365	360	320	285	325	*	*	*	*	350	340	340	360	340	*	*	*	310	310	340	340	*
		CAN.D.	780	785	775	800	745	0	0	0	680	770	765	725	690	730	0	0	0	0	755	745	745	765	745	0	0	0	715	715	745	745	0
	318	T.W.R.	40	100	130	140	150	*	*	*	*	*	*	*	*	30	*	*	*	*	*	*	*	*	*	*	*	*	*	*	*	*	*
		T.W.D.	358	418	448	458	468	0	0	0	0	0	0	0	0	348	0	0	0	0	0	0	0	0	0	0	0	0	0	0	0	0	0
		OPEN.	49	49	49	49	49				50	50	50	50	50	50					53	53	53	53	53				52	52	52	52	
		DISCH.	28	26	25	25	23	0	0	0	41	43	43	42	41	31	0	0	0	0	45	45	45	45	45	0	0	0	43	43	44	44	0
3	400	CAN.R.	365	375	360	390	335	335	340	305	270	360	360	300	280	320	320	350	375	360	335	320	340	355	335	370	330	320	300	310	335	330	380
		CAN.D.	765	775	760	790	735	735	740	705	670	760	760	700	680	720	720	750	775	760	735	720	740	755	735	770	730	720	700	710	735	730	780
		OPEN.	31	31	31	31	31	31	31	31	31	31	31	31	31	31	31	75	30	30	30	30	30	30	30	30	30	30	30	30	30	30	30
		DISCH.	27	27	26	27	26	26	26	25	25	26	26	25	25	26	26	63	26	26	25	25	25	26	25	26	25	25	25	25	25	25	26
4	420	CAN.R.	360	365	*	*	330	330	*	300	260	*	*	310	275	*	315	*	370	350	330	320	325	*	330	*	*	*	300	310	*	*	375
		CAN.D.	780	785	0	0	750	750	0	720	680	0	0	730	695	0	735	0	790	770	750	740	745	0	750	0	0	0	720	730	0	0	795
		OPEN.	43	43			46	46		45	45			45	45		45		47	47	47	47	47		46				45	45			46
		DISCH.	37	37	0	0	38	38	0	37	36	0	0	37	37	0	37	0	41	40	40	39	40	0	39	0	0	0	37	37	0	0	40
5		OPEN.	*	*	*	*	*	*	*	*	*	*	*	*	*	*	*	*	*	*	*	*	*	*	*	*	*	*	*	*	*	*	*
		DISCH.	0	0	0	0	0	0	0	0	0	0	0	0	0	0	0	0	0	0	0	0	0	0	0	0	0	0	0	0	0	0	0
6		OPEN.	*	*	*	*	*	*	*	*	*	*	*	*	*	*	*	*	*	*	*	*	*	*	*	*	*	*	*	*	*	*	*
		DISCH.	0	0	0	0	0	0	0	0	0	0	0	0	0	0	0	0	0	0	0	0	0	0	0	0	0	0	0	0	0	0	0
7	65	CAN.R.	380	*	*	*	320	340	*	*	*	*	*	330	*	*	335	*	390	375	350	340	*	*	350	*	*	*	235	340	*	*	410
		CAN.D.	445	0	0	0	385	405	0	0	0	0	0	395	0	0	400	0	455	440	415	405	0	0	415	0	0	0	300	405	0	0	475
		T.W.D.					220							300			375				400	400			395				380	390			
		OPEN.	53				58	58						58			17		95	95	95	95			95				95	95			95
		DISCH.	35	0	0	0	21	36	0	0	0	0	0	16	0	0	2	0	63	62	10	6	0	0	12	0	0	0	-24	10	0	0	65
8	330	CAN.R.	*	270	360	390	*	*	350	310	275	370	*	*	280	335	*	350	*	*	*	*	340	355	*	375	360	325	*	*	350	330	*
		CAN.D.	0	600	690	720	0	0	680	640	605	700	0	0	610	665	0	680	0	0	0	0	670	685	0	705	690	655	0	0	680	660	0
	265	T.W.R.	*	*	*	100	*	*	115	165	140	165	*	*	*	*	*	*	*	*	*	*	*	*	*	*	10	*	*	*	*	*	*
		T.W.D.	0	0	0	365	0	0	380	430	405	430	0	0	0	0	0	0	0	0	0	0	0	0	0	0	275	0	0	0	0	0	0
		OPEN.		76	76	76			77	75	75	77			25	75		74					75	76		77	76	75			75	75	
		DISCH.	0	58	62	40	0	0	37	30	30	35	0	0	19	61	0	60	0	0	0	0	61	62	0	64	43	60	0	0	61	60	0
9	555	CAN.R.	*	345	335	360	310	300	325	280	250	345	340	300	260	305	305	330	360	350	325	320	320	335	325	350	320	300	315	315	320	320	885
		CAN.D.	0	900	890	915	865	855	880	835	805	900	895	855	815	860	860	885	915	905	880	875	875	890	880	905	875	855	870	870	875	875	1440
	-5	T.W.R.	*	645	750	770	*	*	735	*	*	745	470	460	435	*	*	*	560	700	*	690	710	*	*	*	*	*	*	*	*	*	*
		T.W.D.	0	640	745	765	0	0	730	0	0	740	465	455	430	0	0	0	555	695	0	685	705	0	0	0	0	0	0	0	0	0	0
		OPEN.		63	63	63	63	63	63	63	63	63	63	63	63	63	63	63	63	63	63	63	63	63	63	63		63	63	63	63	63	
		DISCH.	0	28	21	21	58	57	21	57	55	22	36	35	34	57	57	58	33	25	58	24	23	58	58	59	0	57	58	58	58	58	0

SLUICE DISCHARGE JANUARY

Canal depth in millimeters
Flow in liters/second

Tail water depth in millimeters
Flow *,Daily discharge and reject in cubic meters/24 hours

Sluice opening in millimeters

Discharge in litres/second
K.B.A. as Kliphult reject

Salinity in milligrams/liter

		DATE	1	2	3	4	5	6	7	8	9	10	11	12	13	14	15	16	17	18	19	20	21	22	23	24	25	26	27	28	29	30	31
10		OPEN.	*	*	*	*	*	*	*	*	*	*	*	*	*	*	*	*	*	*	*	*	*	*	*	*	*	*	*	*	*	*	*
		DISCH.	*	*	*	*	*	*	*	*	*	*	*	*	*	*	*	*	*	*	*	*	*	*	*	*	*	*	*	*	*	*	*
11		OPEN.	*	*	*	*	*	*	*	*	*	*	*	*	*	*	*	*	*	*	*	*	*	*	*	*	*	*	*	*	*	*	*
		DISCH.	*	*	*	*	*	*	*	*	*	*	*	*	*	*	*	*	*	*	*	*	*	*	*	*	*	*	*	*	*	*	*
12	390	CAN.R.	*	*	*	*	*	*	*	*	*	*	275	*	*	*	*	*	*	*	*	*	*	*	*	290	250	*	*	*	*	*	*
		CAN.D.	0	0	0	0	0	0	0	0	0	0	665	0	0	0	0	0	0	0	0	0	0	0	0	680	640	0	0	0	0	0	0
	215	T.W.R.	*	*	*	*	*	*	*	*	*	*	255	*	*	*	*	*	*	*	*	*	*	*	*	60	80	*	*	*	*	*	*
		T.W.D.	0	0	0	0	0	0	0	0	0	0	470	0	0	0	0	0	0	0	0	0	0	0	0	275	295	0	0	0	0	0	0
		OPEN.											73													72	72						
		DISCH.	0	0	0	0	0	0	0	0	0	0	28	0	0	0	0	0	0	0	0	0	0	0	0	40	37	0	0	0	0	0	0
13		OPEN.	*	*	*	*	*	*	*	*	*	*	*	*	*	*	*	*	*	*	*	*	*	*	*	*	*	*	*	*	*	*	*
		DISCH.	*	*	*	*	*	*	*	*	*	*	*	*	*	*	*	*	*	*	*	*	*	*	*	*	*	*	*	*	*	*	*
14	395	CAN.R.	*	*	315	350	300	280	*	*	250	335	*	310	260	*	*	325	360	340	*	330	320	350	*	*	315	325	330	*	350	340	400
		CAN.D.	0	0	710	745	695	675	0	0	645	730	0	705	655	0	0	720	755	735	0	725	715	745	0	0	710	720	725	0	745	735	795
		OPEN.			30	30	30	30			30	30		30	30			30	30	30		30	30	30			30	30	30		30	30	
		DISCH.	0	0	25	25	24	24	0	0	24	25	0	25	24	0	0	25	26	25	0	25	25	25	0	0	25	25	25	0	25	25	0
15	345	CAN.R.	360	350	330	*	315	290	335	285	265	350	360	325	270	320	320	340	375	355	350	340	340	360	335	375	325	340	340	350	360	355	410
		CAN.D.	705	695	675	0	660	635	680	630	610	695	705	670	615	665	665	685	720	700	695	685	685	705	680	720	670	685	685	695	705	700	755
		T.W.D.		60			130		230	230	235	230	155	90	40	165	105	230			225					225		260	260	250	180	360	
		OPEN.	8	8	8		8	8	8	8	8	8	8	8	8	8	8	8	8	8	8			8	8	8		8	8	8	8	8	8
		DISCH.	7	6	7	0	5	6	5	4	4	5	5	5	5	5	5	5	7	7	5	0	0	7	7	5	0	5	5	5	5	4	7
16	400	CAN.R.	*	355	330	355	*	*	*	*	260	360	*	*	*	*	*	230	370	345	*	*	*	*	325	375	*	*	*	*	*	350	400
		CAN.D.	0	755	730	755	0	0	0	0	660	760	0	0	0	0	0	630	770	745	0	0	0	0	725	775	0	0	0	0	0	750	800
	25	T.W.R.	*	210	260	280	*	*	*	*	210	230	*	*	*	*	*	120	130	170	*	*	*	*	*	*	*	*	*	*	*	20	*
		T.W.D.	0	235	285	305	0	0	0	0	235	255	0	0	0	0	0	145	155	195	0	0	0	0	0	0	0	0	0	0	0	45	0
		OPEN.		23	23	23					22	22						26	26	26					25	25						25	26
		DISCH.	1	14	13	13	1	1	1	1	13	14	1	1	1	1	1	16	18	17	1	1	1	1	21	22	1	1	1	1	1	18	23
17	465	CAN.R.	*	*	*	*	*	*	*	*	*	*	*	*	*	*	*	*	*	*	*	*	*	*	*	*	290	*	*	*	*	*	380
		CAN.D.	0	0	0	0	0	0	0	0	0	0	0	0	0	0	0	0	0	0	0	0	0	0	0	0	755	0	0	0	0	0	845
		OPEN.																									68						68
		DISCH.	0	0	0	0	0	0	0	0	0	0	0	0	0	0	0	0	0	0	0	0	0	0	0	0	57	0	0	0	0	0	61
18	350	CAN.R.	*	375	310	*	245	*	305	245	230	310	*	290	225	285	280	300	335	310	320	310	300	325	290	345	285	305	315	320	330	320	370
		CAN.D.	0	725	660	0	595	0	655	595	580	660	0	640	575	635	630	650	685	660	670	660	650	675	640	695	635	655	665	670	680	670	720
		OPEN.		10	10		10		10	10	10	10		10	10	10	10	10	10	10	10	10	10	10	10	10	10	10	10	10	10	10	10
		DISCH.	0	8	8	0	8	0	8	8	8	8	0	8	7	8	8	8	8	8	8	8	8	8	8	8	8	8	8	8	8	8	8
19	400	CAN.R.	*	*	*	*	*	*	*	*	*	*	*	*	*	*	*	*	*	*	*	*	*	*	*	*	*	*	*	*	*	*	*
		CAN.D.	0	0	0	0	0	0	0	0	0	0	0	0	0	0	0	0	0	0	0	0	0	0	0	0	0	0	0	0	0	0	0
	5	T.W.R.	*	*	*	*	*	*	*	*	*	*	*	*	*	*	*	*	*	*	*	*	*	*	*	*	*	*	*	*	*	*	*
		T.W.D.	0	0	0	0	0	0	0	0	0	0	0	0	0	0	0	0	0	0	0	0	0	0	0	0	0	0	0	0	0	0	0
		OPEN.																															
		DISCH.	0	0	0	0	0	0	0	0	0	0	0	0	0	0	0	0	0	0	0	0	0	0	0	0	0	0	0	0	0	0	0
K.B.A.	-175	CANALR	183	183	182	182	185	185	183	180	180	183	183	180	180	180	180	182	181	180	176	177	176	176	175	176	176	177	180	180	180	182	187
		D.O.W.	8	8	7	7	10	10	8	5	5	8	8	5	5	5	5	7	6	5	1	2	1	1	0	1	1	2	5	5	5	7	12
		DISCH	1	1	1	1	2	2	1	1	1	1	1	1	1	1	1	1	1	1	0	0	0	0	0	0	0	0	1	1	1	1	3
20	370	CAN.R.	*	*	*	325	*	*	*	230	*	*	*	*	205	*	260	*	*	*	*	*	*	*	270	*	*	*	*	*	*	*	*
		CAN.D.	0	0	0	695	0	0	0	600	0	0	0	0	575	0	630	0	0	0	0	0	0	0	640	0	0	0	0	0	0	0	0
		OPEN.				77				70					80		72								72								
		DISCH.	0	0	0	62	0	0	0	52	0	0	0	0	58	0	55	0	0	0	0	0	0	0	55	0	0	0	0	0	0	0	0
	TOT.	DISCH.	137	207	189	216	207	230	139	253	236	181	143	196	253	190	230	276	263	251	193	175	228	234	271	265	242	221	179	189	230	245	272
	REC 1 -REC 2		305	318	280	286	255	250	226	234	253	287	258	244	273	281	325	351	367	370	307	294	327	284	300	289	285	252	222	215	255	193	218
	DIFF.		168	112	91	70	48	20	87	-19	16	106	114	47	20	91	95	76	104	119	113	120	99	50	29	24	43	31	43	26	25	-52	-54

SLUICE DISCHARGE JANUARY

Canal depth in millimeters
Flow in liters/second

Tail water depth in millimeters
Flow *,Daily discharge and reject in cubic meters/24 hours

Sluice opening in millimeters

Discharge in litres/second
K.B.A. as Klipbult reject

Salinity in milligrams/liter

		DATE	1	2	3	4	5	6	7	8	9	10	11	12	13	14	15	16	17	18	19	20	21	22	23	24	25	26	27	28	29	30	31
21	430	CAN.R.	*	*	*	*	*	*	*	*	*	285	*	*	*	*	*	*	*	280	*	*	270	*	*	*	*	*	*	*	310	*	*
		CAN.D.	0	0	0	0	0	0	0	0	0	715	0	0	0	0	0	0	0	710	0	0	700	0	0	0	0	0	0	0	740	0	0
		OPEN.										82								80			80								65		
		DISCH.	1	1	1	1	1	1	1	1	1	66	1	1	1	1	1	1	1	65	1	1	64	1	1	1	1	1	1	1	54	1	1
22	345	CAN.R.	*	380	*	*	355	280	340	270	250	320	340	300	230	295	*	310	*	*	330	315	*	335	*	370	290	320	335	330	348	340	390
		CAN.D.	0	725	0	0	700	625	685	615	595	665	685	645	575	640	0	655	0	0	675	660	0	680	0	715	635	665	680	675	693	685	735
		OPEN.		78				76																78			76			56			56
		DISCH.	2	64	2	2	2	58	2	2	2	2	2	2	2	2	2	2	2	2	2	2	2	62	2	2	58	2	2	45	2	2	47
23	392	CAN.R.	*	*	*	*	365	*	*	*	*	305	*	*	*	*	*	*	*	*	300	290	*	*	300	*	*	*	*	*	*	*	*	*
		CAN.D.	0	0	0	0	757	0	0	0	0	697	0	0	0	0	0	0	0	0	692	682	0	0	692	0	0	0	0	0	0	0	0
		OPEN.					20					61									63	63			8								
		DISCH.	0	0	0	0	17	0	0	0	0	49	0	0	0	0	0	0	0	0	51	50	0	0	7	0	0	0	0	0	0	0	0
24	400	CAN.R.	410	400	380	420	365	285	335	265	240	305	320	290	210	275	275	290	335	295	300	290	290	320	300	355	270	310	320	320	330	320	380
		CAN.D.	810	800	780	820	765	685	735	665	640	705	720	690	610	675	675	690	735	695	700	690	690	720	700	755	670	710	720	720	730	720	780
		OPEN.	18	18	18	18	18	18	18	18	18	18	18	18	18	18	18	18	18	18	18	18	18	18	18	18	18	18	18	18	18	18	18
		DISCH.	15	15	15	16	15	14	15	14	14	14	15	14	13	14	14	14	15	14	14	14	14	15	14	15	14	15	15	15	15	15	15
25	635	CAN.R.	*	395	*	415	360	*	335	265	240	305	320	290	210	275	270	285	*	295	300	290	290	*	*	350	270	*	*	*	*	*	*
		CAN.D.	0	1030	0	1050	995	0	970	900	875	940	955	925	845	910	905	920	0	930	935	925	925	0	0	985	905	0	0	0	0	0	0
		OPEN.				27							29	29						34							29						
		DISCH.	0	0	0	27	0	0	0	0	0	0	27	27	0	0	0	0	0	32	0	0	0	0	0	0	27	0	0	0	0	0	0
26	460	CAN.R.	380	*	*	*	*	*	*	*	*	*	*	*	180	*	*	*	300	*	*	260	*	*	*	325	245	*	290	*	*	*	*
		CAN.D.	840	0	0	0	0	0	0	0	0	0	0	0	640	0	0	0	760	0	0	720	0	0	0	785	705	0	750	0	0	0	0
	30	T.W.R.	*	*	*	*	*	*	*	*	*	*	*	*	*	*	*	*	45	*	*	40	*	*	*	*	*	*	*	*	*	*	*
		T.W.D.	0	0	0	0	0	0	0	0	0	0	0	0	0	0	0	0	75	0	0	70	0	0	0	0	0	0	0	0	0	0	0
		OPEN.	26												27				19			25				19	20		24				
		DISCH.	24	0	0	0	0	0	0	0	0	0	0	0	21	0	0	0	14	0	0	18	0	0	0	17	16	0	21	0	0	0	0
27	445	CAN.R.	370	365	340	380	330	235	280	210	180	*	265	230	160	225	230	240	280	255	250	240	*	270	260	305	*	*	*	275	380	270	330
		CAN.D.	815	810	785	825	775	680	725	655	625	0	710	675	605	670	675	685	725	700	695	685	0	715	705	750	0	0	0	720	825	715	775
	100	T.W.R.	320	325	320	295	300	230	180	175	160	*	280	320	460	440	90	140	*	*	160	140	*	*	155	100	*	*	*	210	140	180	280
		T.W.D.	420	425	420	395	400	330	280	275	260	0	380	420	560	540	190	240	0	0	260	240	0	0	255	200	0	0	0	310	240	280	380
		OPEN.	19	19	19	19	19	19	19	19	19		20	20	20	20	20	20	20	20	20	20	20	20	20	20				20	20	20	20
		DISCH.	11	10	10	11	10	10	11	10	10	0	10	9	4	6	12	11	15	14	11	11	0	15	12	13	0	0	0	11	13	12	11
28	335	CAN.R.	*	*	410	*	*	*	*	280	*	*	*	*	*	*	*	*	*	*	*	*	*	*	*	*	*	*	*	*	*	*	*
		CAN.D.	0	0	745	0	0	0	0	615	0	0	0	0	0	0	0	0	0	0	0	0	0	0	0	0	0	0	0	0	0	0	0
		OPEN.			28					30																							
		DISCH.	0	0	24	0	0	0	0	23	0	0	0	0	0	0	0	0	0	0	0	0	0	0	0	0	0	0	0	0	0	0	0
29	265	CAN.R.	400	410	360	425	355	260	300	240	200	300	300	200	195	255	270	265	320	300	290	290	290	300	285	345	280	295	305	320	330	310	380
		CAN.D.	665	675	625	690	620	525	565	505	465	565	565	465	460	520	535	530	585	565	555	555	555	565	550	610	545	560	570	585	595	575	645
	0	T.W.R.	*	*	*	*	150	*	115	*	120	*	*	*	*	*	*	*	*	*	10	*	80	*	*	*	*	80	60	80	80	80	*
		T.W.D.	0	0	0	0	150	0	115	0	120	0	0	0	0	0	0	0	0	0	10	0	80	0	0	0	0	80	60	80	80	80	0
		OPEN.	33	33	33	33	33	33	33	33	33	33	33	33	33	33	33	33	33	33	33	33	33	33	33	33		35	24	24	24	24	24
		DISCH.	27	27	26	27	20	24	20	23	17	25	25	22	22	24	24	24	25	25	21	24	20	25	24	26	1	21	15	15	15	15	19
30	270	CAN.R.	400	*	360	425	355	260	300	240	200	300	300	200	195	255	270	265	320	300	290	290	290	300	285	345	280	295	305	320	330	310	380
		CAN.D.	670	0	630	695	625	530	570	510	470	570	570	470	465	525	540	535	590	570	560	560	560	570	555	615	550	565	575	590	600	580	650
		OPEN.	70		69		65		70		70		70	70		67		69	69		65			70		70	34	70	70			70	
		DISCH.	55	0	53	0	50	0	51	0	46	0	51	46	0	46	0	48	51	0	47	0	0	51	0	53	24	50	51	0	0	51	0
31	295	CAN.R.	400	*	360	425	355	260	300	240	200	300	300	200	195	255	270	265	320	300	290	290	290	300	285	345	280	295	305	320	330	310	380
		CAN.D.	695	0	655	720	650	555	595	535	495	595	595	495	490	550	565	560	615	595	585	585	585	595	580	640	575	590	600	615	625	605	675
		OPEN.	34		36	36		35		35	35		35	35	35	35	35	35		35	35	35				34	34	34	34	34	34	34	
		DISCH.	28	0	28	29	0	25	0	25	24	0	26	24	24	25	26	26	0	26	26	26	0	0	0	27	25	25	26	26	26	26	0
32	315	CAN.R.	*	*	*	*	*	*	*	*	*	*	*	*	*	*	*	*	*	*	*	*	*	*	*	*	*	*	*	*	*	*	*
		CAN.D.	0	0	0	0	0	0	0	0	0	0	0	0	0	0	0	0	0	0	0	0	0	0	0	0	0	0	0	0	0	0	0
		OPEN.																															
		DISCH.	0	0	0	0	0	0	0	0	0	0	0	0	0	0	0	0	0	0	0	0	0	0	0	0	0	0	0	0	0	0	0

SLUICE DISCHARGE JANUARY

Canal depth in millimeters
Flow in liters/second

Tail water depth in millimeters
Flow *,Daily discharge and reject in cubic meters/24 hours

Sluice opening in millimeters

Discharge in litres/second
K.B.A. as Klipbult reject

Salinity in milligrams/liter

		DATE	1	2	3	4	5	6	7	8	9	10	11	12	13	14	15	16	17	18	19	20	21	22	23	24	25	26	27	28	29	30	31
33	415	CAN.R.	*	*	*	*	*	*	*	*	*	*	*	*	*	*	*	*	*	*	330	330	*	*	*	*	*	*	*	*	*	*	*
		CAN.D.	0	0	0	0	0	0	0	0	0	0	0	0	0	0	0	0	0	0	745	745	0	0	0	0	0	0	0	0	0	0	0
		OPEN.																			38	38											
		DISCH.	0	0	0	0	0	0	0	0	0	0	0	0	0	0	0	0	0	0	32	32	0	0	0	0	0	0	0	0	0	0	0
34	422	CAN.R.	*	410	*	*	*	*	300	*	*	305	*	*	*	*	*	*	325	*	*	*	290	310	280	*	*	*	*	*	*	*	*
		CAN.D.	0	832	0	0	0	0	722	0	0	727	0	0	0	0	0	0	747	0	0	0	712	732	702	0	0	0	0	0	0	0	0
		OPEN.		37					24			37							36				36	36	36								
		DISCH.	0	33	0	0	0	0	20	0	0	30	0	0	0	0	0	0	30	0	0	0	30	30	29	0	0	0	0	0	0	0	0
35	437	CAN.R.	400	410	365	430	360	265	300	245	215	305	305	270	205	260	275	270	325	305	290	295	290	310	280	350	285	300	315	320	330	315	395
		CAN.D.	837	847	802	867	797	702	737	682	652	742	742	707	642	697	712	707	762	742	727	732	727	747	717	787	722	737	752	757	767	752	832
		OPEN.	23	23	23	23	23	23	23	23	23	23	23	23	23	23	23	23	23	23	23	23	23	23	23	23	23	23	23	23	23	23	10
		DISCH.	21	21	20	21	20	19	19	19	18	19	19	19	18	19	19	19	20	19	19	19	19	20	19	20	19	19	20	20	20	20	9
36	410	CAN.R.	410	415	370	440	360	270	305	240	210	310	*	*	200	260	275	*	*	*	*	*	*	*	285	355	290	300	315	325	330	315	400
		CAN.D.	820	825	780	850	770	680	715	650	620	720	0	0	610	670	685	0	0	0	0	0	0	0	695	765	700	710	725	735	740	725	810
	-10	T.W.R.	*	*	*	*	*	*	*	*	*	*	*	*	*	*	*	*	*	*	*	*	*	*	*	*	*	*	*	*	*	*	*
		T.W.D.	0	0	0	0	0	0	0	0	0	0	0	0	0	0	0	0	0	0	0	0	0	0	0	0	0	0	0	0	0	0	0
		OPEN.	43	43	43	43	43	43	43	43	43	43			40	40	40								42	42	42	42	42	42	42	42	42
		DISCH.	38	38	37	39	37	35	36	34	33	36	1	1	31	32	33	1	1	1	1	1	1	1	34	36	34	35	35	35	35	35	37
37	500	CAN.R.	*	*	*	*	*	*	*	*	*	*	300	260	*	*	*	245	300	285	*	*	*	*	*	*	*	*	*	*	*	*	*
		CAN.D.	0	0	0	0	0	0	0	0	0	0	800	760	0	0	0	745	800	785	0	0	0	0	0	0	0	0	0	0	0	0	0
	-115	T.W.R.	*	*	*	*	*	*	*	*	*	*	210	400	*	*	*	320	440	425	*	*	*	*	*	*	*	*	*	*	*	*	*
		T.W.D.	0	0	0	0	0	0	0	0	0	0	95	285	0	0	0	205	325	310	0	0	0	0	0	0	0	0	0	0	0	0	0
		OPEN.											43	43				43	43	43													
		DISCH.	0	0	0	0	0	0	0	0	0	0	31	26	0	0	0	28	26	26	0	0	0	0	0	0	0	0	0	0	0	0	0
38	348	CAN.R.	450	455	*	*	*	310	355	290	265	*	*	*	*	*	*	*	*	*	*	340	*	*	*	*	*	*	280	380	330	315	*
		CAN.D.	798	803	0	0	0	658	703	638	613	0	0	0	0	0	0	0	0	0	0	688	0	0	0	0	0	0	628	728	678	663	0
	5	T.W.R.	460	500	*	*	*	270	275	275	290	*	*	*	*	*	*	*	*	*	*	430	*	*	*	*	*	*	*	160	120	150	*
		T.W.D.	465	505	0	0	0	275	280	280	295	0	0	0	0	0	0	0	0	0	0	435	0	0	0	0	0	0	0	165	125	155	0
		OPEN.	66	66				67	67	67	67											25							35	35	25	35	
		DISCH.	34	32	0	0	0	37	38	35	33	0	0	0	0	0	0	0	0	0	0	11	0	0	0	0	0	0	24	23	16	22	0
39	485	CAN.R.	*	350	*	*	280	*	250	190	165	275	270	225	150	210	225	210	*	*	245	250	230	*	*	315	240	*	*	*	*	*	360
		CAN.D.	0	835	0	0	765	0	735	675	650	760	755	710	635	695	710	695	0	0	730	735	715	0	0	800	725	0	0	0	0	0	845
	-15	T.W.R.	*	*	*	*	*	*	*	*	*	*	*	*	580	615	615	615	*	*	*	620	620	*	*	*	*	*	*	*	*	*	*
		T.W.D.	0	0	0	0	0	0	0	0	0	0	0	0	565	600	600	600	0	0	0	605	605	0	0	0	0	0	0	0	0	0	0
		OPEN.													54	33	33	33				33	33										
		DISCH.	0	0	0	0	0	0	0	0	0	0	0	0	12	9	9	9	0	0	0	10	9	0	0	0	0	0	0	0	0	0	0
40	545	CAN.R.	360	355	325	385	280	220	270	210	210	300	290	250	165	225	245	225	390	270	260	260	240	275	240	330	255	265	290	300	300	290	380
		CAN.D.	905	900	870	930	825	765	815	755	755	845	835	795	710	770	790	770	935	815	805	805	785	820	785	875	800	810	835	845	845	835	925
	0	T.W.R.	*	*	*	*	*	*	*	*	*	*	*	*	*	*	*	*	*	*	*	*	*	*	*	*	*	*	*	*	*	*	*
		T.W.D.	0	0	0	0	0	0	0	0	0	0	0	0	0	0	0	0	0	0	0	0	0	0	0	0	0	0	0	0	0	0	0
		OPEN.	70	70	70	70	70	59	59	59	59	59	59	59	59	59	59	59	59	59	59	59	59	59	59	59	59	59	59	59	59	59	59
		DISCH.	66	66	65	67	63	51	53	51	51	54	53	52	49	51	52	51	56	53	52	52	52	53	52	55	52	53	53	54	54	53	56
41	277	CAN.R.	375	370	340	410	315	260	275	240	220	340	330	270	190	250	260	245	325	295	290	280	*	295	270	350	275	290	310	330	320	310	400
		CAN.D.	652	647	617	687	592	537	552	517	497	617	607	547	467	527	537	522	602	572	567	557	0	572	547	627	552	567	587	607	597	587	677
		OPEN.	28	28	28	28	28	28	28	28	28	18	18	29	29	29	29	29	29	29	29	29		29	29	29	29	29	29	29	29	29	29
		DISCH.	22	22	21	22	21	20	20	19	19	14	13	21	19	20	20	20	22	21	21	21	0	21	21	22	21	21	21	22	22	21	23
42	695	CAN.R.	410	400	375	435	335	275	330	265	250	360	350	305	220	280	300	275	350	320	320	320	300	335	*	390	310	320	350	370	360	350	440
		CAN.D.	1105	1095	1070	1130	1030	970	1025	960	945	1055	1045	1000	915	975	995	970	1045	1015	1015	1015	995	1030	0	1085	1005	1015	1045	1065	1055	1045	1135
		OPEN.		25			25		25	25	25	25	25	25	25	25	25	25			25					25	25	25		24	24		24
		DISCH.	0	25	0	0	24	0	24	24	23	25	25	24	23	24	24	24	0	0	24	0	0	0	0	25	24	24	0	24	24	0	25
43	390	CAN.R.	*	310	295	340	260	215	265	200	185	300	290	245	155	220	*	210	280	260	*	250	230	*	230	*	240	250	270	*	280	*	350
		CAN.D.	0	700	685	730	650	605	655	590	575	690	680	635	545	610	0	600	670	650	0	640	620	0	620	0	630	640	660	0	670	0	740
		OPEN.		50	50	50	50	50	50	50	50	50	50	50	50	50		50	50	50		50	50		50		50	50	50		50		50
		DISCH.	0	41	40	42	39	38	39	37	37	40	40	39	36	38	0	38	40	39	0	39	38	0	38	0	38	39	39	0	40	0	42

SLUICE DISCHARGE JANUARY

Canal depth in millimeters — Tail water depth in millimeters — Sluice opening in millimeters — Discharge in litres/second — Salinity in milligrams/liter

Flow in liters/second — Flow *,Daily discharge and reject in cubic meters/24 hours — K.B.A. as Kliphult reject

		DATE	1	2	3	4	5	6	7	8	9	10	11	12	13	14	15	16	17	18	19	20	21	22	23	24	25	26	27	28	29	30	31
44	430	CAN.R.	375	370	*	400	310	260	315	250	235	355	340	290	190	260	280	275	330	300	300	300	280	305	270	370	290	300	330	360	340	340	430
		CAN.D.	805	800	0	830	740	690	745	680	665	785	770	720	620	690	710	705	760	730	730	730	710	735	700	800	720	730	760	790	770	770	860
		OPEN.	31	31		28	28	28	28	28	28	28	28	28	28	28	28	28	28	28	28	28	28	28	28	28	28	28	28	28	28	28	28
		DISCH.	27	27	1	25	24	23	24	23	22	24	24	23	22	23	23	23	24	23	23	23	23	24	23	25	23	23	24	24	24	24	25
45	450	CANALR	395	*	*	*	*	*	*	*	*	*	*	*	*	*	300	*	*	320	320	320	*	325	*	390	*	*	*	*	*	360	*
		CANALD	845	0	0	0	0	0	0	0	0	0	0	0	0	0	750	0	0	770	770	770	0	775	0	840	0	0	0	0	0	810	0
	-130	T.W.R.	390	*	*	*	*	*	*	*	*	*	*	*	*	*	280	*	*	450	465	*	*	270	*	385	*	*	*	*	*	340	*
		T.W.D.	260	0	0	0	0	0	0	0	0	0	0	0	0	0	150	0	0	320	335	0	0	140	0	255	0	0	0	0	0	210	0
		OPEN.	45														60			34	54			56		59						45	
		DISCH.	30	0	0	0	0	0	0	0	0	0	0	0	0	0	41	0	0	20	31	0	0	39	0	39	0	0	0	0	0	31	0
		TOT. DISCH.	401	422	343	330	344	355	373	340	351	399	364	350	298	336	301	339	341	382	379	357	274	356	277	375	379	330	348	316	361	328	312
		REC 2 -REC 3	455	400	439	469	391	462	435	424	426	432	455	420	446	448	458	470	446	478	455	484	477	473	489	459	475	448	500	472	441	471	475
		DIFF.	55	-22	95	139	47	107	62	84	75	33	91	70	148	112	157	131	105	96	77	127	203	117	212	84	96	118	152	156	79	143	163
TOTAL DISCH +REJECT			538	629	533	546	550	585	512	593	588	580	508	546	551	526	531	614	604	633	572	532	502	590	548	640	621	551	527	505	591	574	584
		REJECT *	59	42	9	28	10	39	48	44	42	9	29	36	42	17	18	18	23	41	8	47	18	8	8	25	51	8	54	32	25	31	11
TOTAL DISCH -REJECT			479	587	523	518	541	547	464	550	546	571	479	511	509	508	513	596	581	592	564	485	485	582	540	615	570	543	474	473	566	542	573
DAILY REJECT			5062	3594	795	2453	833	3332	4132	3770	3586	818	2489	3069	3598	1503	1559	1552	1984	3531	703	4091	1513	705	681	2155	4383	705	4645	2758	2180	2699	954
DAILY DISCHARGE			41399	50738	45213	44758	46711	47219	40065	47487	47188	49336	41383	44110	43991	43923	44352	51529	50200	51171	48751	41865	41883	50263	46662	53129	49276	46880	40913	40860	48879	46869	49475

* INCLUDED IN REJECT ARE K.B.A AND OFFTAKE NUMBERS 18,25,26,38,39

SLUICE DISCHARGE FEBRUARY

Canal depth in millimeters — Flow in liters/second

Tail water depth in millimeters — Flow *,Daily discharge and reject in cubic meters/24 hours

Sluice opening in millimeters

Discharge in litres/second — K.B.A. as Kliphult reject

Salinity in milligrams/liter

		DATE	1	2	3	4	5	6	7	8	9	10	11	12	13	14	15	16	17	18	19	20	21	22	23	24	25	26	27	28
OTT REC 1		CAN.D.	962	928	935	960	973	983	980	956	917	922	947	936	934	952	959	920	907	910	895	904	930	927	897	893	899	899	909	930
		FLOW	1396	1328	1342	1392	1419	1439	1433	1384	1306	1316	1366	1344	1340	1376	1390	1312	1286	1292	1262	1280	1332	1326	1266	1258	1270	1270	1290	1332
		SALIN.	99	100	96	99	101	95	99	97	99	92	94	94	94	93	94	95	98	97	94	97	99	100	100	102	107	102	105	104
		FLOW *	120650	114708	115926	120299	122586	124351	123821	119597	112799	113666	118021	116101	115752	118896	120123	113319	111069	111588	109001	110551	115056	114534	109345	108657	109690	109690	111415	115056
OTT REC 2		CAN.D.	827	814	807	816	816	829	850	827	789	823	860	835	837	857	881	845	832	824	857	882	852	853	830	818	826	841	829	832
		FLOW	1144	1119	1106	1123	1123	1148	1190	1144	1071	1137	1209	1160	1164	1203	1251	1180	1154	1139	1203	1253	1194	1196	1150	1127	1143	1172	1148	1154
		SALIN.	99	99	99	99	103	96	99	99	92	92	96	99	94	96	96	97	101	99	97	96	99	100	98	101	105	106	103	105
OTT REC 3		CAN.D.	836	820	800	822	808	830	866	823	769	813	860	837	844	834	886	844	815	839	813	820	898	930	873	902	893	854	845	847
		FLOW	661	644	623	646	631	655	693	647	590	637	687	662	670	659	715	670	639	664	637	644	727	762	701	732	722	680	671	673
		SALIN.	100	97	96	99	105	95	99	100	92	90	95	97	97	96	96	98	99	101	97	99	99	101	101	102	108	106	106	106
SLU.NO	CON																													
1	223	CAN.R.	*	*	*	*	*	*	*	*	*	*	*	*	*	*	*	*	*	*	*	*	*	*	*	*	*	*	*	*
		CAN.D.	0	0	0	0	0	0	0	0	0	0	0	0	0	0	0	0	0	0	0	0	0	0	0	0	0	0	0	0
		OPEN.																												
		DISCH.	0	0	0	0	0	0	0	0	0	0	0	0	0	0	0	0	0	0	0	0	0	0	0	0	0	0	0	0
2	405	CAN.R.	390	350	350	360	390	410	425	420	370	340	380	360	390	395	400	410	320	360	330	330	355	370	360	330	330	330	350	365
		CAN.D.	795	755	755	765	795	815	830	825	775	745	785	765	795	800	805	815	725	765	735	735	760	775	765	735	735	735	755	770
	318	T.W.R.	*	*	*	20	40	*	140	70	*	*	30	50	75	10	*	40	10	-60	*	*	-150	-200	*	*	*	*	*	*
		T.W.D.	0	0	0	338	358	0	458	388	0	0	348	368	393	328	0	358	328	258	0	0	168	118	0	0	0	0	0	0
		OPEN.	52	52	52	52	52	52	52	52	27	27	27	27	27	27	27	27	27	27	27	27	27	27	27	27	24	24	24	24
		DISCH.	45	44	44	30	30	46	28	30	23	23	15	15	15	16	24	16	15	17	22	22	18	19	23	22	20	20	20	20
3	400	CAN.R.	380	340	340	340	370	395	410	400	360	320	370	340	380	390	390	400	315	340	320	320	350	360	350	320	320	320	340	360
		CAN.D.	780	740	740	740	770	795	810	800	760	720	770	740	780	790	790	800	715	740	720	720	750	760	750	720	720	720	740	760
		OPEN.	31	31	31	31	31	31	31	31	31	31	31	31	31	31	31	31	31	31	31	31	31	31	31	31	31	31	31	31
		DISCH.	26	26	26	26	26	27	27	27	26	25	26	26	26	27	27	27	25	26	25	25	26	26	26	25	25	25	26	26
4	420	CAN.R.	*	*	*	340	360	*	410	390	360	320	*	340	380	*	390	*	305	*	320	*	350	360	350	320	320	*	340	360
		CAN.D.	0	0	0	760	780	0	830	810	780	740	0	760	800	0	810	0	725	0	740	0	770	780	770	740	740	0	760	780
		OPEN.				46	46		46	46	46	46		46	46		38		40		39		48	48	48	48	48		48	48
		DISCH.	0	0	0	39	40	0	40	40	39	38	0	39	40	0	33	0	33	0	33	0	41	41	41	40	40	0	41	41
5		OPEN.	*	*	*	*	*	*	*	*	*	*	*	*	*	*	*	*	*	*	*	*	*	*	*	*	*	*	*	*
		DISCH.	0	0	0	0	0	0	0	0	0	0	0	0	0	0	0	0	0	0	0	0	0	0	0	0	0	0	0	0
6		OPEN.	*	*	*	*	*	*	*	*	*	*	*	*	*	*	*	*	*	*	*	*	*	*	*	*	*	*	*	*
		DISCH.	0	0	0	0	0	0	0	0	0	0	0	0	0	0	0	0	0	0	0	0	0	0	0	0	0	0	0	0
7	65	CAN.R.	*	*	*	360	*	*	440	420	370	*	*	340	410	*	*	*	330	*	*	*	380	380	380	340	355	*	370	390
		CAN.D.	0	0	0	425	0	0	505	485	435	0	0	405	475	0	0	0	395	0	0	0	445	445	445	405	420	0	435	455
		T.W.D.				440			440		250			180	260				160				110	220	320	320	230		260	360
		OPEN.				95			95	95	95			95	95				95				95	95	95	95	95		97	97
		DISCH.	0	0	0	-10	0	0	21	65	36	0	0	40	39	0	0	0	41	0	0	0	48	40	30	24	36	0	36	26
8	330	CAN.R.	*	360	350	*	380	400	*	*	*	340	395	*	*	*	*	*	*	355	340	*	*	*	*	*	*	350	*	*
		CAN.D.	0	690	680	0	710	730	0	0	0	670	725	0	0	0	0	0	0	685	670	0	0	0	0	0	0	680	0	0
	265	T.W.R.	*	*	*	*	*	*	*	*	*	*	100	*	*	*	*	*	*	*	30	*	*	*	*	*	*	*	*	*
		T.W.D.	0	0	0	0	0	0	0	0	0	0	365	0	0	0	0	0	0	0	295	0	0	0	0	0	0	0	0	0
		OPEN.		75	75		75	75				75	75							77	77							75		
		DISCH.	0	62	61	0	63	63	0	0	0	61	40	0	0	0	0	0	0	63	41	0	0	0	0	0	0	61	0	0
9	555	CAN.R.	370	340	330	340	360	380	*	390	350	320	380	340	385	385	*	400	315	340	320	320	360	360	350	320	330	330	340	365
		CAN.D.	925	895	885	895	915	935	0	945	905	875	935	895	940	940	0	955	870	895	875	875	915	915	905	875	885	885	895	920
	-5	T.W.R.	*	*	*	*	*	*	*	740	*	*	*	880	*	*	*	820	*	*	*	*	860	570	*	*	*	*	*	*
		T.W.D.	0	0	0	0	0	0	0	735	0	0	0	875	0	0	0	815	0	0	0	0	855	565	0	0	0	0	0	0
		OPEN.		64	64	64		64		64	64	64	64	64	64	64		64	64	64	64	64	64	64	64	64	64	64	64	
		DISCH.	0	59	59	59	0	61	0	26	60	59	61	8	61	61	0	21	59	59	59	59	14	33	60	59	59	59	59	0

SLUICE DISCHARGE FEBRUARY

Canal depth in millimeters — Flow in liters/second

Tail water depth in millimeters — Flow *, Daily discharge and reject in cubic meters/24 hours

Sluice opening in millimeters

Discharge in litres/second — K.B.A. as Eliphult reject

Salinity in milligrams/liter

		DATE	1	2	3	4	5	6	7	8	9	10	11	12	13	14	15	16	17	18	19	20	21	22	23	24	25	26	27	28
10		OPEN.	*	*	*	*	*	*	*	*	*	*	*	*	*	*	*	*	*	*	*	*	*	*	*	*	*	*	*	*
		DISCH.	*	*	*	*	*	*	*	*	*	*	*	*	*	*	*	*	*	*	*	*	*	*	*	*	*	*	*	*
11		OPEN.	*	*	*	*	*	*	*	*	*	*	*	*	*	*	*	*	*	*	*	*	*	*	*	*	*	*	*	*
		DISCH.	*	*	*	*	*	*	*	*	*	*	*	*	*	*	*	*	*	*	*	*	*	*	*	*	*	*	*	*
12	390	CAN.R.	300	*	*	*	*	*	360	*	*	*	*	*	*	325	340	360	*	*	*	360	*	305	300	350	280	280	290	300
		CAN.D.	690	0	0	0	0	0	750	0	0	0	0	0	0	715	730	750	0	0	0	750	0	695	690	740	670	670	680	690
	215	T.W.R.	120	*	*	*	*	*	*	*	*	*	*	*	*	125	80	*	*	*	*	*	*	160	*	*	*	*	*	390
		T.W.D.	335	0	0	0	0	0	0	0	0	0	0	0	0	340	295	0	0	0	0	0	0	375	0	0	0	0	0	605
		OPEN.	80													78	78	78				84		74	74	74	74	74	74	74
		DISCH.	42	0	0	0	0	0	0	0	0	0	0	0	0	42	45	66	0	0	0	72	0	37	60	63	60	60	60	19
13		OPEN.	*	*	*	*	*	*	*	*	*	*	*	*	*	*	*	*	*	*	*	*	*	*	*	*	*	*	*	*
		DISCH.	*	*	*	*	*	*	*	*	*	*	*	*	*	*	*	*	*	*	*	*	*	*	*	*	*	*	*	*
14	395	CAN.R.	*	*	350	360	390	*	*	*	350	340	*	*	*	415	*	*	*	380	350	340	*	*	*	*	360	360	340	370
		CAN.D.	0	0	745	755	785	0	0	0	745	735	0	0	0	810	0	0	0	775	745	735	0	0	0	0	755	755	735	765
		OPEN.			30	30	30				30	30				30				30	30	30					30	30	30	30
		DISCH.	0	0	25	26	26	0	0	0	25	25	0	0	0	26	0	0	0	26	25	25	0	0	0	0	25	25	25	25
15	345	CAN.R.	390	370	360	375	400	400	*	430	360	340	*	400	420	*	940	*	385	*	360	350	*	400	*	350	360	370	380	380
		CAN.D.	735	715	705	720	745	745	0	775	705	685	0	745	765	0	1285	0	730	0	705	695	0	745	0	695	705	715	725	725
		T.W.D.		240	260	270	270	70		440		40		260	300						80	250				120	280	140	260	
		OPEN.		8	8	8	8	8		8		8		8	8		8		8		8	8		8		8	8	8	8	
		DISCH.	0	5	5	5	5	6	0	4	0	6	0	5	5	0	9	0	7	0	6	5	0	7	0	5	5	5	5	0
16	400	CAN.R.	385	*	*	*	*	410	440	*	*	*	*	*	420	435	*	*	*	*	*	355	*	*	*	*	*	*	390	370
		CAN.D.	785	0	0	0	0	810	840	0	0	0	0	0	820	835	0	0	0	0	0	755	0	0	0	0	0	0	790	770
	25	T.W.R.	*	*	*	*	*	50	*	*	*	*	*	*	40	55	*	*	*	*	*	80	*	*	*	*	*	*	60	70
		T.W.D.	0	0	0	0	0	75	0	0	0	0	0	0	65	80	0	0	0	0	0	105	0	0	0	0	0	0	85	95
		OPEN.	26					25	25						19	26						23							22	25
		DISCH.	23	1	1	1	1	19	23	1	1	1	1	1	15	20	1	1	1	1	1	16	1	1	1	1	1	1	16	18
17	465	CAN.R.	*	*	*	*	*	*	*	*	*	*	*	*	*	*	*	*	*	*	*	*	*	*	*	*	*	*	*	340
		CAN.D.	0	0	0	0	0	0	0	0	0	0	0	0	0	0	0	0	0	0	0	0	0	0	0	0	0	0	0	805
		OPEN.																												72
		DISCH.	0	0	0	0	0	0	0	0	0	0	0	0	0	0	0	0	0	0	0	0	0	0	0	0	0	0	0	62
18	350	CAN.R.	350	340	340	340	370	370	410	390	320	330	400	370	380	*	*	430	*	*	330	320	380	*	380	320	350	350	340	330
		CAN.D.	700	690	690	690	720	720	760	740	670	680	750	720	730	0	0	780	0	0	680	670	730	0	730	670	700	700	690	680
		OPEN.	10	10	10	10	10	10	10	10	10	10	10	10	10			10			10	10	10		10	10	10	10	10	10
		DISCH.	8	8	8	8	8	8	9	8	8	8	9	8	8	0	0	9	0	0	8	8	8	0	8	8	8	8	8	8
19	400	CAN.R.	*	*	*	*	*	*	*	*	*	*	*	*	*	*	*	*	*	*	*	*	*	*	*	*	*	*	*	*
		CAN.D.	0	0	0	0	0	0	0	0	0	0	0	0	0	0	0	0	0	0	0	0	0	0	0	0	0	0	0	0
	5	T.W.R.	*	*	*	*	*	*	*	*	*	*	*	*	*	*	*	*	*	*	*	*	*	*	*	*	*	*	*	*
		T.W.D.	0	0	0	0	0	0	0	0	0	0	0	0	0	0	0	0	0	0	0	0	0	0	0	0	0	0	0	0
		OPEN.																												
		DISCH.	0	0	0	0	0	0	0	0	0	0	0	0	0	0	0	0	0	0	0	0	0	0	0	0	0	0	0	0
K.B.A.	-175	CANALR	182	180	180	180	180	185	185	180	180	180	180	180	183	185	183	183	185	183	180	183	185	183	180	180	180	180	181	183
		D.O.W.	7	5	5	5	5	10	10	5	5	5	5	5	8	10	8	8	10	8	5	8	10	8	5	5	5	5	6	8
		DISCH	1	1	1	1	1	2	2	1	1	1	1	1	1	2	1	1	2	1	1	1	2	1	1	1	1	1	1	1
20	370	CAN.R.	*	*	*	*	*	*	*	*	300	*	*	355	380	*	*	*	*	*	*	*	*	*	*	*	*	*	*	320
		CAN.D.	0	0	0	0	0	0	0	0	670	0	0	725	750	0	0	0	0	0	0	0	0	0	0	0	0	0	0	690
		OPEN.									75			76	76															75
		DISCH.	0	0	0	0	0	0	0	0	59	0	0	62	63	0	0	0	0	0	0	0	0	0	0	0	0	0	0	60
	TOT.	DISCH.	148	207	232	185	200	234	151	203	279	247	154	206	275	195	141	143	183	194	222	236	160	206	251	250	281	267	298	309
	REC 1 -REC 2		252	209	236	269	296	291	243	240	235	179	157	184	176	173	139	132	131	153	58	26	138	130	115	131	127	98	141	177
	DIFF.		104	1	5	84	95	57	92	36	-44	-68	3	-22	-99	-23	-2	-11	-52	-41	-164	-209	-22	-76	-136	-119	-154	-169	-156	-131

SLUICE DISCHARGE FEBRUARY

Canal depth in millimeters — Tail water depth in millimeters — Sluice opening in millimeters — Discharge in litres/second — Salinity in milligrams/liter

Flow in liters/second — Flow *, Daily discharge and reject in cubic meters/24 hours — E.B.A. as Klipbult reject

		DATE	1	2	3	4	5	6	7	8	9	10	11	12	13	14	15	16	17	18	19	20	21	22	23	24	25	26	27	28
21	430	CAN.R.	*	*	*	*	*	*	*	*	*	*	*	*	*	*	*	410	*	*	*	300	*	*	*	*	330	*	*	*
		CAN.D.	0	0	0	0	0	0	0	0	0	0	0	0	0	0	0	840	0	0	0	730	0	0	0	0	760	0	0	0
		OPEN.																68				67					63			
		DISCH.	1	1	1	1	1	1	1	1	1	1	1	1	1	1	1	60	1	1	1	55	1	1	1	1	53	1	1	1
22	345	CAN.R.	360	360	360	370	390	400	430	*	330	340	400	395	420	420	*	440	*	360	360	340	*	*	395	340	360	370	380	375
		CAN.D.	705	705	705	715	735	745	775	0	675	685	745	740	765	765	0	785	0	705	705	685	0	0	740	685	705	715	725	720
		OPEN.	56		55		65									56				55					56				55	
		DISCH.	46	2	45	2	54	2	2	2	2	2	2	2	2	48	2	2	2	45	2	2	2	2	47	2	2	2	45	2
23	392	CAN.R.	*	*	*	*	*	*	*	*	300	310	*	*	*	*	*	*	*	*	*	230	*	*	*	*	*	*	*	320
		CAN.D.	0	0	0	0	0	0	0	0	692	702	0	0	0	0	0	0	0	0	0	622	0	0	0	0	0	0	0	712
		OPEN.									19	15										22								18
		DISCH.	0	0	0	0	0	0	0	0	16	12	0	0	0	0	0	0	0	0	0	17	0	0	0	0	0	0	0	15
24	400	CAN.R.	310	335	*	*	390	370	*	370	300	310	380	370	390	390	386	*	*	*	*	*	*	*	320	290	320	330	320	*
		CAN.D.	710	735	0	0	790	770	0	770	700	710	780	770	790	790	786	0	0	0	0	0	0	0	720	690	720	730	720	0
		OPEN.	18	18			18	18		18	18	18	18	18	18	18	18								24		22	22	24	
		DISCH.	15	15	0	0	16	16	0	15	14	15	15	15	15	15	15	0	0	0	0	0	0	0	20	0	18	18	20	0
25	635	CAN.R.	330	335	*	*	*	*	*	360	*	*	*	*	*	*	380	390	*	*	*	*	*	350	360	*	*	*	*	*
		CAN.D.	965	970	0	0	0	0	0	995	0	0	0	0	0	0	1015	1025	0	0	0	0	0	985	995	0	0	0	0	0
		OPEN.	32	32						33							32	32						31	31					
		DISCH.	30	30	0	0	0	0	0	32	0	0	0	0	0	0	31	31	0	0	0	0	0	30	30	0	0	0	0	0
26	460	CAN.R.	320	*	300	*	*	*	370	320	260	270	*	*	*	345	335	360	270	310	280	230	310	315	*	240	*	*	*	*
		CAN.D.	780	0	760	0	0	0	830	780	720	730	0	0	0	805	795	820	730	770	740	690	770	775	0	700	0	0	0	0
	30	T.W.R.	60	*	60	*	*	*	70	50	40	40	*	*	*	*	*	15	*	*	30	30	*	*	*	40	*	*	*	*
		T.W.D.	90	0	90	0	0	0	100	80	70	70	0	0	0	0	0	45	0	0	60	60	0	0	0	70	0	0	0	0
		OPEN.	26		23				25	25	25	25				26	26	10	23	14	13	16	26	23		21				
		DISCH.	19	0	17	0	0	0	18	18	17	18	0	0	0	23	23	8	19	12	9	11	23	20	0	15	0	0	0	0
27	445	CAN.R.	280	280	270	275	300	300	*	*	220	240	310	300	330	320	315	330	245	290	280	200	295	300	310	220	280	260	260	260
		CAN.D.	725	725	715	720	745	745	0	0	665	685	755	745	775	765	760	775	690	735	725	645	740	745	755	665	725	705	705	705
	100	T.W.R.	140	240	240	330	340	360	*	*	270	460	180	160	180	170	275	200	160	125	180	200	230	260	250	200	270	250	260	140
		T.W.D.	240	340	340	430	440	460	0	0	370	560	280	260	280	270	375	300	260	225	280	300	330	360	350	300	370	350	360	240
		OPEN.	20	20	20	20	20	20			20	20	20	20	20	20	20	20	20	15	20	20	20	20	20	20	20	20	20	20
		DISCH.	12	11	11	9	10	9	0	0	10	6	12	12	12	12	11	12	12	9	12	10	11	11	11	11	10	10	10	12
28	335	CAN.R.	*	*	*	*	*	*	440	*	300	*	*	*	*	400	*	*	*	*	*	*	*	*	*	*	340	*	*	*
		CAN.D.	0	0	0	0	0	0	775	0	635	0	0	0	0	735	0	0	0	0	0	0	0	0	0	0	675	0	0	0
		OPEN.							25		20					24											24			
		DISCH.	0	0	0	0	0	0	22	0	16	0	0	0	0	20	0	0	0	0	0	0	0	0	0	0	19	0	0	0
29	265	CAN.R.	335	330	320	310	350	340	400	340	260	280	360	340	370	360	360	375	275	340	320	240	340	350	360	240	300	300	300	300
		CAN.D.	600	595	585	575	615	605	665	605	525	545	625	605	635	625	625	640	540	605	585	505	605	615	625	505	565	565	565	565
	0	T.W.R.	80	80	*	*	*	*	80	80	*	80	80	*	80	*	*	80	*	*	80	80	*	*	80	80	80	80	*	*
		T.W.D.	80	80	0	0	0	0	80	80	0	80	80	0	80	0	0	80	0	0	80	80	0	0	80	80	80	80	0	0
		OPEN.	25	25	25	25	25	25	25	25	25	25	25	25	25	25	25	25	25	25	25	25	25	25	25	25	25	25	25	25
		DISCH.	16	16	19	19	19	19	17	16	18	15	16	19	16	20	20	16	18	19	16	14	19	19	16	14	15	15	19	19
30	270	CAN.R.	335	330	320	310	350	340	400	340	260	280	360	340	370	*	360	375	275	340	*	240	340	350	360	240	300	300	300	300
		CAN.D.	605	600	590	580	620	610	670	610	530	550	630	610	640	0	630	645	545	610	0	510	610	620	630	510	570	570	570	570
		OPEN.				67		68		68	68								71			69		60		65		70		
		DISCH.	0	0	0	49	0	51	0	51	47	0	0	0	0	0	0	0	50	0	0	47	0	46	0	44	0	51	0	0
31	295	CAN.R.	335	330	320	310	350	340	400	340	260	280	360	340	370	*	360	375	275	340	*	240	340	350	360	240	300	300	300	300
		CAN.D.	630	625	615	605	645	635	695	635	555	575	655	635	665	0	655	670	570	635	0	535	635	645	655	535	595	595	595	595
		OPEN.	35		24	33	33	33					34	34	34		35	35	35	35		35	35		34	34	34	34	34	34
		DISCH.	27	0	18	25	26	26	0	0	0	0	27	26	27	0	28	28	26	27	0	25	27	0	26	24	25	25	25	25
32	315	CAN.R.	*	*	*	*	*	*	*	*	*	*	360	340	*	*	*	*	*	*	*	*	*	*	*	*	*	*	*	*
		CAN.D.	0	0	0	0	0	0	0	0	0	0	675	655	0	0	0	0	0	0	0	0	0	0	0	0	0	0	0	0
		OPEN.											46	46																
		DISCH.	0	0	0	0	0	0	0	0	0	0	37	36	0	0	0	0	0	0	0	0	0	0	0	0	0	0	0	0

SLUICE DISCHARGE FEBRUARY

Canal depth in millimeters
Flow in liters/second

Tail water depth in millimeters
Flow *,Daily discharge and reject in cubic meters/24 hours

Sluice opening in millimeters

Discharge in litres/second
K.B.A. as Klipbult reject

Salinity in milligrams/liter

		DATE	1	2	3	4	5	6	7	8	9	10	11	12	13	14	15	16	17	18	19	20	21	22	23	24	25	26	27	28
33	415	CAN.R.	*	*	*	*	*	*	*	*	300	320	*	*	*	*	*	*	*	*	*	*	*	*	*	*	*	*	*	*
		CAN.D.	0	0	0	0	0	0	0	0	715	735	0	0	0	0	0	0	0	0	0	0	0	0	0	0	0	0	0	0
		OPEN.									38	38																		
		DISCH.	0	0	0	0	0	0	0	0	31	32	0	0	0	0	0	0	0	0	0	0	0	0	0	0	0	0	0	0
34	422	CAN.R.	*	340	*	*	*	*	*	350	280	290	*	*	*	375	*	*	*	*	*	*	350	*	*	*	*	*	*	*
		CAN.D.	0	762	0	0	0	0	0	772	702	712	0	0	0	797	0	0	0	0	0	0	772	0	0	0	0	0	0	0
		OPEN.		35						35	35	35				35														
		DISCH.	0	30	0	0	0	0	0	30	29	29	0	0	0	31	0	0	0	0	0	0	0	0	0	0	0	0	0	0
35	437	CAN.R.	340	340	330	320	335	340	410	350	280	290	380	360	350	375	360	380	275	340	320	260	350	370	380	240	310	330	330	310
		CAN.D.	777	777	767	757	772	777	847	787	717	727	817	797	787	812	797	817	712	777	757	697	787	807	817	677	747	767	767	747
		OPEN.	10	24	24	24	24	24	24	24	24	24	24	24	24	24	24	24	24	24	24	24	24	24	24	24	24	24	24	24
		DISCH.	9	21	21	20	21	21	22	21	20	20	21	21	21	21	21	21	20	21	20	20	21	21	21	19	20	21	21	20
36	410	CAN.R.	350	*	320	320	*	*	*	*	*	*	*	*	380	375	370	380	280	340	330	260	*	*	*	280	320	320	320	*
		CAN.D.	760	0	730	730	0	0	0	0	0	0	0	0	790	785	780	790	690	750	740	670	0	0	0	690	730	730	730	0
	-10	T.W.R.	*	*	*	*	*	*	*	*	*	*	*	*	*	*	*	*	*	*	*	*	*	*	*	*	*	*	*	*
		T.W.D.	0	0	0	0	0	0	0	0	0	0	0	0	0	0	0	0	0	0	0	0	0	0	0	0	0	0	0	0
		OPEN.	48		40	40									41	42	42	42	43	43	40	44				40	48	48	48	
		DISCH.	41	1	34	34	1	1	1	1	1	1	1	1	36	37	37	37	35	37	34	36	1	1	1	33	41	41	41	1
37	500	CAN.R.	*	320	*	*	340	330	*	340	*	*	*	*	*	*	*	*	*	*	*	*	350	365	380	*	*	*	*	300
		CAN.D.	0	820	0	0	840	830	0	840	0	0	0	0	0	0	0	0	0	0	0	0	850	865	880	0	0	0	0	800
	-115	T.W.R.	*	*	*	*	*	240	*	240	*	*	*	*	*	*	*	*	*	*	*	*	495	585	680	*	*	*	*	410
		T.W.D.	0	0	0	0	0	125	0	125	0	0	0	0	0	0	0	0	0	0	0	0	380	470	565	0	0	0	0	295
		OPEN.		43			45	45		45													40	39	46					40
		DISCH.	0	39	0	0	41	33	0	34	0	0	0	0	0	0	0	0	0	0	0	0	24	22	23	0	0	0	0	25
38	348	CAN.R.	*	*	470	340	420	410	*	*	*	*	*	*	450	*	*	440	*	430	390	320	*	*	*	360	395	400	400	*
		CAN.D.	0	0	818	688	768	758	0	0	0	0	0	0	798	0	0	788	0	778	738	668	0	0	0	708	743	748	748	0
	5	T.W.R.	*	*	390	480	495	300	*	*	*	*	*	*	500	*	*	460	*	460	430	430	*	*	*	470	160	260	160	*
		T.W.D.	0	0	395	485	500	305	0	0	0	0	0	0	505	0	0	465	0	465	435	435	0	0	0	475	165	265	165	0
		OPEN.			32	32	32	32							35			34		35	35	35				50	66	66	66	
		DISCH.	0	0	18	13	15	19	0	0	0	0	0	0	17	0	0	17	0	17	17	15	0	0	0	21	44	40	44	0
39	485	CAN.R.	*	*	*	*	*	*	*	*	*	260	360	330	*	*	*	*	235	*	*	*	*	*	*	*	*	*	*	290
		CAN.D.	0	0	0	0	0	0	0	0	0	745	845	815	0	0	0	0	720	0	0	0	0	0	0	0	0	0	0	775
	-15	T.W.R.	*	*	*	*	*	*	*	*	*	620	650	650	*	*	*	*	620	*	*	*	*	*	*	*	*	*	*	*
		T.W.D.	0	0	0	0	0	0	0	0	0	605	635	635	0	0	0	0	605	0	0	0	0	0	0	0	0	0	0	0
		OPEN.										31	31	31					34											
		DISCH.	0	0	0	0	0	0	0	0	0	10	12	11	0	0	0	0	10	0	0	0	0	0	0	0	0	0	0	0
40	545	CAN.R.	330	320	320	300	340	330	420	350	280	280	380	360	390	380	365	360	255	340	330	250	370	395	390	300	340	350	340	310
		CAN.D.	875	865	865	845	885	875	965	895	825	825	925	905	935	925	910	905	800	885	875	795	915	940	935	845	885	895	885	855
	0	T.W.R.	*	*	*	*	*	*	*	*	*	*	*	*	*	*	*	*	*	*	*	*	*	*	*	*	*	*	*	*
		T.W.D.	0	0	0	0	0	0	0	0	0	0	0	0	0	0	0	0	0	0	0	0	0	0	0	0	0	0	0	0
		OPEN.	60	60	60	60	60	60	60	60	60	60	60	60	60	60	60	124	124	59	59	59	59	59	170	58	200	58	58	22
		DISCH.	56	55	55	55	56	56	58	56	54	54	57	56	57	57	57	116	109	54	54	52	55	56	163	53	186	54	54	20
41	277	CAN.R.	350	340	320	340	340	340	450	360	290	340	400	370	340	400	390	380	280	360	340	340	390	415	340	340	340	340	340	340
		CAN.D.	627	617	597	617	617	617	727	637	567	617	677	647	617	677	667	657	557	637	617	617	667	692	617	617	617	617	617	617
		OPEN.	29	29	29	29	29	29	20	29	29	29	29	29	29	29	29	29	29	29	29	29	29	29	29	29	29	29	29	29
		DISCH.	22	22	22	22	22	22	17	22	21	22	23	22	22	23	23	23	21	22	22	22	23	23	22	22	22	22	22	22
42	695	CAN.R.	385	380	380	360	400	380	490	400	340	340	440	410	440	440	430	420	310	400	400	320	435	480	470	380	410	420	400	385
		CAN.D.	1080	1075	1075	1055	1095	1075	1185	1095	1035	1035	1135	1105	1135	1135	1125	1115	1005	1095	1095	1015	1130	1175	1165	1075	1105	1115	1095	1080
		OPEN.	8	24	24	24	24	24	24	24	24	24	8	10	24	24	24	24	24	24	24	24	24	24	24	24	24	24	24	24
		DISCH.	8	24	24	24	25	24	26	25	24	24	8	10	25	25	25	25	24	25	25	24	25	26	25	24	25	25	25	25
43	390	CAN.R.	315	*	310	*	320	290	*	330	*	270	360	330	*	*	350	*	240	320	320	240	350	380	390	*	*	*	340	315
		CAN.D.	705	0	700	0	710	680	0	720	0	660	750	720	0	0	740	0	630	710	710	630	740	770	780	0	0	0	730	705
		OPEN.	50		47		48	48		45		50	50	50			50		51	51	51	51	51	51	51				48	48
		DISCH.	41	0	38	0	39	38	0	37	0	39	42	41	0	0	42	0	39	41	41	39	42	43	43	0	0	0	39	39

SLUICE DISCHARGE FEBRUARY

Canal depth in millimeters
Flow in liters/second

Tail water depth in millimeters
Flow *,Daily discharge and reject in cubic meters/24 hours

Sluice opening in millimeters

Discharge in litres/second
K.B.A. as Kliphult reject

Salinity in milligrams/liter

		DATE	1	2	3	4	5	6	7	8	9	10	11	12	13	14	15	16	17	18	19	20	21	22	23	24	25	26	27	28
44	430	CAN.R.	375	370	370	350	390	360	*	385	*	320	440	400	440	*	420	420	295	385	390	300	425	470	480	390	*	430	420	380
		CAN.D.	805	800	800	780	820	790	0	815	0	750	870	830	870	0	850	850	725	815	820	730	855	900	910	820	0	860	850	810
		OPEN.	22	22	22	22	22	22		20		23	23	23	23		21	21	21	21	21	21	21	21	21	21		20	20	20
		DISCH.	19	19	19	19	19	19	1	18	1	19	21	20	21	1	19	19	18	19	19	18	19	20	20	19	1	18	18	18
45	450	CANALR	*	390	*	370	*	*	1000	*	350	*	*	*	460	455	*	450	*	*	*	*	*	*	*	420	250	450	*	*
		CANALD	0	840	0	820	0	0	1450	0	800	0	0	0	910	905	0	900	0	0	0	0	0	0	0	870	700	900	0	0
	-130	T.W.R.	*	510	*	440	*	*	400	*	480	*	*	*	530	420	*	500	*	*	*	*	*	*	*	460	260	500	*	*
		T.W.D.	0	380	0	310	0	0	270	0	350	0	0	0	400	290	0	370	0	0	0	0	0	0	0	330	130	370	0	0
		OPEN.		45		45			45		50				51	51		45								40	40	47		
		DISCH.	0	27	0	28	0	0	43	0	30	0	0	0	32	35	0	29	0	0	0	0	0	0	0	26	27	30	0	0
	TOT. DISCH.		363	313	343	321	364	357	228	379	351	319	296	297	306	369	355	446	405	351	273	407	295	341	471	329	510	375	385	243
	REC 2 -REC 3		483	475	483	477	492	494	497	497	480	500	523	498	495	545	537	510	516	474	567	609	466	433	450	395	420	492	478	482
	DIFF.		121	162	139	156	127	136	269	118	130	181	226	201	189	175	182	64	111	123	294	202	171	92	-21	66	-89	117	93	239
TOTAL DISCH +REJECT			511	520	575	506	565	591	379	583	630	566	450	502	581	565	496	589	588	546	496	642	455	548	723	580	791	641	683	552
	REJECT *		59	39	44	22	24	29	29	60	26	36	22	20	27	25	56	66	32	31	35	35	33	52	40	45	53	49	53	10
TOTAL DISCH -REJECT			452	481	531	484	541	562	350	523	604	530	429	482	554	539	441	523	557	515	461	607	422	496	683	535	738	592	629	542
DAILY REJECT			5083	3400	3787	1867	2046	2538	2512	5146	2263	3148	1864	1770	2296	2170	4800	5725	2734	2645	3026	3057	2854	4466	3413	3865	4565	4240	4596	828
DAILY DISCHARGE			39039	41565	45871	41859	46739	48533	30218	45202	52171	45762	37058	41627	47880	46610	38070	45180	48084	44496	39804	52454	36444	42854	59012	46212	63766	51182	54383	46831

* INCLUDED IN REJECT ARE K.B.A AND OFFTAKE NUMBERS 18,25,26,38,39

SLUICE DISCHARGE MARCH

Canal depth in millimeters — Flow in liters/second

Tail water depth in millimeters — Flow *,Daily discharge and reject in cubic meters/24 hours

Sluice opening in millimeters

Discharge in litres/second — K.B.A. or Klipbult reject

Salinity in milligrams/liter

		DATE	1	2	3	4	5	6	7	8	9	10	11	12	13	14	15	16	17	18	19	20	21	22	23	24	25	26	27	28	29	30	31
OTT REC 1		CAN.D.	924	877	852	860	887	902	922	932	917	913	907	897	880	920	927	950	965	948	943	963	964	973	951	932	943	952	973	961	889	853	861
		FLOW	1320	1226	1177	1192	1246	1276	1316	1336	1306	1298	1286	1266	1232	1312	1326	1372	1403	1368	1358	1398	1400	1419	1374	1336	1358	1376	1419	1394	1250	1179	1194
		SALIN.	102	100	99	99	102	103	105	103	105	102	105	102	102	98	100	102	110	110	109	110	112	110	103	106	107	108	112	121	120	123	131
		FLOW *	114013	105915	101660	103017	107627	110207	113666	115404	112799	112106	111069	109345	106428	113319	114534	118546	121478	118196	117322	120826	121002	122586	118721	115404	117322	118896	122586	120475	107970	101830	103187
OTT REC 2		CAN.D.	837	798	761	761	777	779	786	848	855	854	840	828	818	840	906	932	935	905	886	898	889	892	887	874	886	869	842	829	738	655	640
		FLOW	1164	1088	1017	1017	1048	1051	1065	1186	1200	1198	1170	1146	1127	1170	1301	1354	1360	1299	1261	1285	1267	1273	1263	1237	1261	1227	1174	1148	973	820	793
		SALIN.	103	98	99	102	102	103	105	99	101	101	102	103	102	99	100	105	103	108	107	107	110	111	105	101	106	106	109	115	119	123	129
OTT REC 3		CAN.D.	802	778	734	745	732	748	784	831	834	830	820	801	788	869	886	870	812	782	786	814	785	781	756	716	757	768	785	767	652	654	643
		FLOW	625	600	554	565	552	569	606	656	659	655	644	624	610	696	715	697	636	604	608	638	607	603	577	536	578	589	607	588	471	473	462
		SALIN.	103	98	99	108	104	102	103	99	100	101	101	103	100	100	100	105	103	110	106	106	111	110	106	102	108	109	110	117	120	123	128
SLU.NO	CON																																
1	223	CAN.R.	*	*	*	*	*	*	*	*	*	*	*	*	*	*	*	*	*	*	*	*	*	*	*	*	*	*	*	*	*	*	*
		CAN.D.	0	0	0	0	0	0	0	0	0	0	0	0	0	0	0	0	0	0	0	0	0	0	0	0	0	0	0	0	0	0	0
		OPEN.																															
		DISCH.	0	0	0	0	0	0	0	0	0	0	0	0	0	0	0	0	0	0	0	0	0	0	0	0	0	0	0	0	0	0	0
2	405	CAN.R.	380	360	340	310	320	315	350	360	385	355	370	355	340	395	395	410	410	410	380	400	420	430	415	390	390	400	410	*	*	*	300
		CAN.D.	785	765	745	715	725	720	755	765	790	760	775	760	745	800	800	815	815	815	785	805	825	835	820	795	795	805	815	0	0	0	705
	318	T.W.R.	*	*	*	*	*	*	*	*	*	50	*	*	*	*	25	*	*	*	*	*	*	90	170	200	240	270	280	*	*	*	40
		T.W.D.	0	0	0	0	0	0	0	0	0	368	0	0	0	0	293	0	0	0	0	0	0	408	488	518	558	588	598	0	0	0	358
		OPEN.	26	26	26	26	26	26	26	26	26	26	26	26	26	26	26	26	26	26	26	26	26	26	26	26	26	26	26				25
		DISCH.	22	22	22	21	21	21	22	22	22	14	22	22	22	23	16	23	23	23	22	23	23	15	13	12	11	10	10	0	0	0	13
3	400	CAN.R.	380	350	330	300	320	310	355	360	380	355	370	355	340	400	400	*	*	405	380	400	420	425	420	390	390	400	*	*	*	340	300
		CAN.D.	780	750	730	700	720	710	755	760	780	755	770	755	740	800	800	0	0	805	780	800	820	825	820	790	790	800	0	0	0	740	700
		OPEN.	31	31	31	31	31	31	31	31	31	31	31	31	31	31	31			31	31	31	31	31	31	31	31	31				30	30
		DISCH.	26	26	26	25	25	25	26	26	26	26	26	26	26	27	27	0	0	27	26	27	27	27	27	27	27	27	0	0	0	25	25
4	420	CAN.R.	*	350	330	300	320	310	350	360	*	*	*	360	340	395	400	*	*	405	375	400	*	*	*	*	395	390	*	*	400	*	300
		CAN.D.	0	770	750	720	740	730	770	780	0	0	0	780	760	815	820	0	0	825	795	820	0	0	0	0	815	810	0	0	820	0	720
		OPEN.		45	45	45	45	45	45	45				47	47	47	47			47	47	47					47	47			47		48
		DISCH.	0	38	38	37	37	37	38	38	0	0	0	40	39	41	41	0	0	41	40	41	0	0	0	0	41	41	0	0	42	0	40
5		OPEN.	*	*	*	*	*	*	*	*	*	*	*	*	*	*	*	*	*	*	*	*	*	*	*	*	*	*	*	*	*	*	*
		DISCH.	0	0	0	0	0	0	0	0	0	0	0	0	0	0	0	0	0	0	0	0	0	0	0	0	0	0	0	0	0	0	0
6		OPEN.	*	*	*	*	*	*	*	*	*	*	*	*	*	*	*	*	*	*	*	*	*	*	*	*	*	*	*	*	*	*	*
		DISCH.	0	0	0	0	0	0	0	0	0	0	0	0	0	0	0	0	0	0	0	0	0	0	0	0	0	0	0	0	0	0	0
7	65	CAN.R.	*	380	350	320	340	*	370	390	*	*	*	390	375	430	440	450	*	440	400	440	455	450	440	420	*	*	*	*	*	*	*
		CAN.D.	0	445	415	385	405	0	435	455	0	0	0	455	440	495	505	515	0	505	465	505	520	515	505	485	0	0	0	0	0	0	0
		T.W.D.		240	260	260	260							480	340	500	500	510		515	480	280	510	520	540	500							
		OPEN.		95	95	95	95		95	95				96	96	96	96	96		95	95	95	95	95	95	95							
		DISCH.	0	38	33	30	32	0	62	63	0	0	0	-13	27	-6	6	6	0	-8	-10	40	8	-6	-16	-10	0	0	0	0	0	0	0
8	330	CAN.R.	400	*	*	*	*	320	370	380	415	380	390	*	370	*	*	*	450	*	*	*	440	440	440	415	420	420	440	450	430	340	320
		CAN.D.	730	0	0	0	0	650	700	710	745	710	720	0	700	0	0	0	780	0	0	0	770	770	770	745	750	750	770	780	760	670	650
	265	T.W.R.	250	*	*	*	*	30	*	*	370	305	410	*	240	*	*	*	310	*	*	*	310	330	380	400	400	410	400	*	*	390	370
		T.W.D.	515	0	0	0	0	295	0	0	635	570	675	0	505	0	0	0	575	0	0	0	575	595	645	665	665	675	665	0	0	655	635
		OPEN.	75					78	78	78	75	75	75		75				75				75	75	75	75	75	75	75	75	75	75	75
		DISCH.	31	0	0	0	0	41	65	65	22	25	14	0	29	0	0	0	30	0	0	0	29	28	23	19	19	18	21	66	65	8	8
9	555	CAN.R.	385	350	330	300	320	295	*	*	400	360	370	370	350	410	420	430	430	430	380	420	*	*	430	395	400	400	420	*	415	320	300
		CAN.D.	940	905	885	855	875	850	0	0	955	915	925	925	905	965	975	985	985	985	935	975	0	0	985	950	955	955	975	0	970	875	855
	-5	T.W.R.	*	*	*	*	*	*	*	*	*	*	*	*	*	800	*	990	990	990	*	*	*	*	*	*	*	*	*	*	*	*	800
		T.W.D.	0	0	0	0	0	0	0	0	0	0	0	0	0	795	0	985	985	985	0	0	0	0	0	0	0	0	0	0	0	0	795
		OPEN.		64	64	64	64	64			63	63	63	63	63	63		64	64	64	64	64			64	64	64	64	64			64	64
		DISCH.	0	60	59	58	59	58	0	0	60	59	59	59	59	23	0	0	0	0	61	63	0	0	63	62	62	62	63	0	0	59	14

SLUICE DISCHARGE MARCH

Canal depth in millimeters
Flow in liters/second

Tail water depth in millimeters
Flow *,Daily discharge and reject in cubic meters/24 hours

Sluice opening in millimeters

Discharge in litres/second
K.B.A. as Klipbult reject

Salinity in milligrams/liter

		DATE	1	2	3	4	5	6	7	8	9	10	11	12	13	14	15	16	17	18	19	20	21	22	23	24	25	26	27	28	29	30	31
10		OPEN.	*	*	*	*	*	*	*	*	*	*	*	*	*	*	*	*	*	*	*	*	*	*	*	*	*	*	*	*	*	*	*
		DISCH.	*	*	*	*	*	*	*	*	*	*	*	*	*	*	*	*	*	*	*	*	*	*	*	*	*	*	*	*	*	*	*
11		OPEN.	*	*	*	*	*	*	*	*	*	*	*	*	*	*	*	*	*	*	*	*	*	*	*	*	*	*	*	*	*	*	*
		DISCH.	*	*	*	*	*	*	*	*	*	*	*	*	*	*	*	*	*	*	*	*	*	*	*	*	*	*	*	*	*	*	*
12	390	CAN.R.	320	300	260	240	360	235	300	310	340	310	315	320	290	360	370	370	380	380	330	370	370	365	370	340	345	340	360	360	350	250	220
		CAN.D.	710	690	650	630	750	625	690	700	730	700	705	710	680	750	760	760	770	770	720	760	760	755	760	730	735	730	750	750	740	640	610
	215	T.W.R.	200	*	*	*	*	180	180	460	*	*	*	*	*	500	460	*	*	70	*	*	440	120	*	*	*	*	*	250	510	*	*
		T.W.D.	415	0	0	0	0	395	395	675	0	0	0	0	0	715	675	0	0	285	0	0	655	335	0	0	0	0	0	465	725	0	0
		OPEN.	72	72	72	72	72	72	72		70	70	70	70	70	70	70	70	70		72	72	72	72	72	72	72	72	72	72	72	72	72
		DISCH.	34	59	57	56	61	30	34	0	59	58	58	58	57	12	18	60	61	0	60	62	21	41	62	61	61	61	62	34	8	57	56
13		OPEN.	*	*	*	*	*	*	*	*	*	*	*	*	*	*	*	*	*	*	*	*	*	*	*	*	*	*	*	*	*	*	*
		DISCH.	*	*	*	*	*	*	*	*	*	*	*	*	*	*	*	*	*	*	*	*	*	*	*	*	*	*	*	*	*	*	*
14	395	CAN.R.	*	370	340	*	*	310	370	*	*	395	*	*	380	*	*	*	*	*	410	460	*	*	455	420	*	430	430	*	*	*	280
		CAN.D.	0	765	735	0	0	705	765	0	0	790	0	0	775	0	0	0	0	0	805	855	0	0	850	815	0	825	825	0	0	0	675
		OPEN.		30	30			29	29			24			30						30	30			30	30		30	30				30
		DISCH.	0	26	25	0	0	24	25	0	0	21	0	0	26	0	0	0	0	0	26	27	0	0	27	27	0	27	27	0	0	0	24
15	345	CAN.R.	410	380	300	340	360	320	*	*	*	400	400	210	380	450	*	*	480	470	*	*	460	*	460	430	*	440	440	*	*	330	280
		CAN.D.	755	725	645	685	705	665	0	0	0	745	745	555	725	795	0	0	825	815	0	0	805	0	805	775	0	785	785	0	0	675	625
		T.W.D.	210	210	280	210	280	205				120	270	215	210	200			220	210					240	210		175	160			140	260
		OPEN.	8	8	8	8	8	8				8	8	8	8	8			8	8			8		8	8		8	8			8	8
		DISCH.	5	5	4	5	5	5	0	0	0	6	5	4	5	5	0	0	5	5	0	0	7	0	5	5	0	6	6	0	0	5	4
16	400	CAN.R.	*	*	*	*	*	315	*	*	*	*	*	*	*	*	*	*	*	*	*	*	*	*	*	*	*	*	*	*	*	*	*
		CAN.D.	0	0	0	0	0	715	0	0	0	0	0	0	0	0	0	0	0	0	0	0	0	0	0	0	0	0	0	0	0	0	0
	25	T.W.R.	*	*	*	*	*	80	*	*	*	*	*	*	*	*	*	*	*	*	*	*	*	*	*	*	*	*	*	*	*	*	*
		T.W.D.	0	0	0	0	0	105	0	0	0	0	0	0	0	0	0	0	0	0	0	0	0	0	0	0	0	0	0	0	0	0	0
		OPEN.						25																									
		DISCH.	1	1	1	1	1	17	1	1	1	1	1	1	1	1	1	1	1	1	1	1	1	1	1	1	1	1	1	1	1	1	1
17	465	CAN.R.	380	*	*	*	*	*	350	*	*	*	*	*	*	415	*	*	*	*	*	*	*	*	*	*	*	*	*	*	320	*	*
		CAN.D.	845	0	0	0	0	0	815	0	0	0	0	0	0	880	0	0	0	0	0	0	0	0	0	0	0	0	0	0	785	0	0
		OPEN.	72						72							69															69		
		DISCH.	64	0	0	0	0	0	63	0	0	0	0	0	0	63	0	0	0	0	0	0	0	0	0	0	0	0	0	0	59	0	0
18	350	CAN.R.	370	340	300	300	320	290	335	350	400	360	350	360	350	405	440	430	450	420	380	430	*	*	420	430	410	400	380	360	285	250	180
		CAN.D.	720	690	650	650	670	640	685	700	750	710	700	710	700	755	790	780	800	770	730	780	0	0	770	780	760	750	730	710	635	600	530
		OPEN.	10	10	10	10	10	10	10	10	10	10	10	10	10	10	10	10	10	10	10	10			10	10	10	10	10	10	10	10	10
		DISCH.	8	8	8	8	8	8	8	8	9	8	8	8	8	9	9	9	9	9	8	9	0	0	9	9	9	9	8	8	8	8	7
19	400	CAN.R.	*	*	*	*	*	*	*	*	*	*	*	*	*	*	*	*	*	*	*	*	*	*	*	*	*	*	*	*	*	*	*
		CAN.D.	0	0	0	0	0	0	0	0	0	0	0	0	0	0	0	0	0	0	0	0	0	0	0	0	0	0	0	0	0	0	0
	5	T.W.R.	*	*	*	*	*	*	*	*	*	*	*	*	*	*	*	*	*	*	*	*	*	*	*	*	*	*	*	*	*	*	*
		T.W.D.	0	0	0	0	0	0	0	0	0	0	0	0	0	0	0	0	0	0	0	0	0	0	0	0	0	0	0	0	0	0	0
		OPEN.																															
		DISCH.	0	0	0	0	0	0	0	0	0	0	0	0	0	0	0	0	0	0	0	0	0	0	0	0	0	0	0	0	0	0	0
K.B.A.	-175	CANALE	189	180	180	180	185	190	190	185	180	180	180	180	185	190	193	192	190	190	190	194	198	214	228	218	212	222	209	175	175	261	365
		D.O.W.	14	5	5	5	10	15	15	10	5	5	5	5	10	15	18	17	15	15	15	19	23	39	53	43	37	47	34	0	0	86	190
		DISCH	3	1	1	1	2	4	4	2	1	1	1	1	2	4	5	5	4	4	4	5	7	16	25	18	14	21	13	0	0	51	166
20	370	CAN.R.	*	*	290	*	*	*	325	335	*	*	335	*	*	390	*	*	*	*	*	*	*	*	400	*	*	*	*	*	*	*	*
		CAN.D.	0	0	660	0	0	0	695	705	0	0	705	0	0	760	0	0	0	0	0	0	0	0	770	0	0	0	0	0	0	0	0
		OPEN.			75				75	75			75			75									75								
		DISCH.	0	0	59	0	0	0	60	61	0	0	61	0	0	63	0	0	0	0	0	0	0	0	64	0	0	0	0	0	0	0	0
	TOT.	DISCH.	197	284	332	243	253	271	408	288	202	220	257	208	302	264	124	105	134	103	241	298	125	123	304	230	247	283	212	111	184	216	358
	REC 1 -REC 2		156	138	160	175	198	224	251	150	106	100	116	119	105	142	24	18	43	69	97	113	133	146	111	98	97	149	245	246	276	359	402
	DIFF.		-42	-146	-173	-67	-55	-47	-158	-138	-96	-120	-141	-89	-197	-123	-99	-87	-91	-34	-145	-185	9	23	-193	-132	-150	-134	33	135	93	143	44

SLUICE DISCHARGE MARCH

Canal depth in millimeters
Flow in liters/second

Tail water depth in millimeters
Flow *,Daily discharge and reject in cubic meters/24 hours

Sluice opening in millimeters

Discharge in litres/second
K.B.A. as Klipbult reject

Salinity in milligrams/liter

		DATE	1	2	3	4	5	6	7	8	9	10	11	12	13	14	15	16	17	18	19	20	21	22	23	24	25	26	27	28	29	30	31
21	430	CAN.R.	*	315	*	*	*	*	*	*	*	*	*	340	*	*	*	*	*	*	*	*	380	*	*	370	*	*	*	*	220	*	*
		CAN.D.	0	745	0	0	0	0	0	0	0	0	0	770	0	0	0	0	0	0	0	0	810	0	0	800	0	0	0	0	650	0	0
		OPEN.		64										67									70			69					70		
		DISCH.	1	53	1	1	1	1	1	1	1	1	1	57	1	1	1	1	1	1	1	1	61	1	1	60	1	1	1	1	54	1	1
22	345	CAN.R.	380	340	320	300	335	285	*	*	420	380	370	375	370	435	*	460	460	440	400	440	*	*	440	430	440	440	400	360	*	220	140
		CAN.D.	725	685	665	645	680	630	0	0	765	725	715	720	715	780	0	805	805	785	745	785	0	0	785	775	785	785	745	705	0	565	485
		OPEN.	57			55		57										55															35
		DISCH.	47	2	2	43	2	43	2	2	2	2	2	2	2	2	2	48	2	2	2	2	2	2	2	2	2	2	2	2	2	2	24
23	392	CAN.R.	*	*	*	*	*	*	*	*	*	*	*	*	*	*	*	*	*	410	360	420	*	*	*	380	420	*	370	*	*	*	*
		CAN.D.	0	0	0	0	0	0	0	0	0	0	0	0	0	0	0	0	0	802	752	812	0	0	0	772	812	0	762	0	0	0	0
		OPEN.																		65	60	60				60	60		60				
		DISCH.	0	0	0	0	0	0	0	0	0	0	0	0	0	0	0	0	0	56	50	53	0	0	0	51	53	0	51	0	0	0	0
24	400	CAN.R.	340	310	290	*	*	*	*	*	*	*	*	*	340	420	440	*	*	410	360	420	390	400	410	380	*	430	*	320	230	180	100
		CAN.D.	740	710	690	0	0	0	0	0	0	0	0	0	740	820	840	0	0	810	760	820	790	800	810	780	0	830	0	720	630	580	500
		OPEN.	18	22	22										24	18	18			16	22	16	18	18	20	22		30		17	17	30	30
		DISCH.	15	18	18	0	0	0	0	0	0	0	0	0	20	16	16	0	0	14	19	14	16	16	18	19	0	27	0	14	13	22	21
25	635	CAN.R.	40	300	*	*	*	*	*	330	380	*	*	*	*	*	435	430	*	*	*	*	*	395	410	*	*	*	*	*	220	180	*
		CAN.D.	675	935	0	0	0	0	0	965	1015	0	0	0	0	0	1070	1065	0	0	0	0	0	1030	1045	0	0	0	0	0	855	815	0
		OPEN.	32	32						32	32						31	31						35	60						60	35	
		DISCH.	25	30	0	0	0	0	0	30	31	0	0	0	0	0	31	31	0	0	0	0	0	35	60	0	0	0	0	0	54	31	0
26	460	CAN.R.	*	*	260	*	*	*	*	*	*	320	310	320	340	385	400	400	410	370	335	380	345	370	*	*	*	*	*	*	*	*	80
		CAN.D.	0	0	720	0	0	0	0	0	0	780	770	780	800	845	860	860	870	830	795	840	805	830	0	0	0	0	0	0	0	0	540
	30	T.W.R.	*	*	40	*	*	*	*	*	*	41	40	50	40	*	*	60	50	50	50	50	*	*	*	*	*	*	*	*	*	*	30
		T.W.D.	0	0	70	0	0	0	0	0	0	71	70	80	70	0	0	90	80	80	80	80	0	0	0	0	0	0	0	0	0	0	60
		OPEN.			25							20	20	20	20	20	20	20	20	20	20	20	105	105									20
		DISCH.	0	0	18	0	0	0	0	0	0	14	14	14	15	18	18	15	15	15	15	15	93	95	0	0	0	0	0	0	0	0	12
27	445	CAN.R.	260	240	230	220	220	200	260	290	320	300	300	300	280	*	*	*	*	360	320	360	330	340	360	340	*	*	*	*	240	190	80
		CAN.D.	705	685	675	665	665	645	705	735	765	745	745	745	725	0	0	0	0	805	765	805	775	785	805	785	0	0	0	0	685	635	525
	100	T.W.R.	310	300	260	280	280	260	*	320	380	400	320	350	280	*	*	*	*	300	310	350	380	250	340	350	*	*	*	*	*	180	180
		T.W.D.	410	400	360	380	380	360	0	420	480	500	420	450	380	0	0	0	0	400	410	450	480	350	440	450	0	0	0	0	0	280	280
		OPEN.	20	20	20	20	20	20	20	20	20	20	20	20	20					20	20	20	20	20	20	20					20	20	20
		DISCH.	10	9	10	9	9	9	17	10	9	9	10	10	10	0	0	0	0	11	10	10	10	12	11	10	0	0	0	0	16	10	9
28	335	CAN.R.	*	*	*	*	*	*	*	*	380	350	*	*	*	*	*	*	420	390	*	*	*	*	*	*	*	*	*	315	250	180	150
		CAN.D.	0	0	0	0	0	0	0	0	715	685	0	0	0	0	0	0	755	725	0	0	0	0	0	0	0	0	0	650	585	515	485
		OPEN.									22	22							24	24										22	22	22	22
		DISCH.	0	0	0	0	0	0	0	0	18	18	0	0	0	0	0	0	20	20	0	0	0	0	0	0	0	0	0	17	16	15	15
29	265	CAN.R.	310	275	260	240	250	220	290	310	320	300	300	300	270	385	380	390	370	340	310	360	325	325	350	320	330	380	330	320	205	130	100
		CAN.D.	575	540	525	505	515	485	555	575	585	565	565	565	535	650	645	655	635	605	575	625	590	590	615	585	595	645	595	585	470	395	365
	0	T.W.R.	*	*	80	80	90	*	*	80	100	100	*	100	110	*	*	130	130	140	150	140	*	*	*	140	140	150	140	130	140	130	*
		T.W.D.	0	0	80	80	90	0	0	80	100	100	0	100	110	0	0	130	130	140	150	140	0	0	0	140	140	150	140	130	140	130	0
		OPEN.	24	24	24	24	24	24	24	24	24	24	24	24	24	24	24	24	24	24	24	24		24	24	24	24	24	24	24	24	24	
		DISCH.	18	17	14	14	14	17	18	15	15	14	18	14	14	19	19	15	15	14	14	15	1	18	19	14	14	15	14	14	12	11	1
30	270	CAN.R.	310	275	260	240	250	220	290	310	320	300	300	300	270	385	380	390	370	340	310	360	325	325	350	320	330	380	330	320	205	130	100
		CAN.D.	580	545	530	510	520	490	560	580	590	570	570	570	540	655	650	660	640	610	580	630	595	595	620	590	600	650	600	590	475	400	370
		OPEN.					70		70		66	70			66		72		63					72			70		70			50	
		DISCH.	0	0	0	0	48	0	50	0	49	51	0	0	47	0	55	0	49	0	0	0	0	53	0	0	52	0	52	0	0	30	0
31	295	CAN.R.	310	275	260	240	250	220	290	310	320	300	300	300	270	385	380	390	370	340	310	360	325	325	350	320	330	380	330	320	205	130	100
		CAN.D.	605	570	555	535	545	515	585	605	615	595	595	595	565	680	675	685	665	635	605	655	620	620	645	615	625	675	625	615	500	425	395
		OPEN.				34	34	34	34	34	34			34	34		35			34	34	34	34		34	34	34					34	34
		DISCH.	0	0	0	24	24	24	25	26	26	0	0	26	25	0	28	0	0	26	26	27	26	0	27	26	26	0	0	0	0	21	21
32	315	CAN.R.	*	*	*	240	250	*	*	*	*	*	*	*	*	*	*	*	*	*	*	*	*	*	*	*	*	*	*	*	*	*	*
		CAN.D.	0	0	0	555	565	0	0	0	0	0	0	0	0	0	0	0	0	0	0	0	0	0	0	0	0	0	0	0	0	0	0
		OPEN.				49	49																										
		DISCH.	0	0	0	35	36	0	0	0	0	0	0	0	0	0	0	0	0	0	0	0	0	0	0	0	0	0	0	0	0	0	0

SLUICE DISCHARGE MARCH

Canal depth in millimeters
Flow in liters/second

Tail water depth in millimeters
Flow *,Daily discharge and reject in cubic meters/24 hours

Sluice opening in millimeters

Discharge in litres/second
K.B.A. as Klipbult reject

Salinity in milligrams/liter

		DATE	1	2	3	4	5	6	7	8	9	10	11	12	13	14	15	16	17	18	19	20	21	22	23	24	25	26	27	28	29	30	31
33	415	CAN.R.	*	350	*	*	*	*	*	*	*	*	*	*	*	*	*	400	*	*	*	*	*	*	*	*	*	*	*	*	*	*	*
		CAN.D.	0	765	0	0	0	0	0	0	0	0	0	0	0	0	0	815	0	0	0	0	0	0	0	0	0	0	0	0	0	0	0
		OPEN.		38														38															
		DISCH.	0	32	0	0	0	0	0	0	0	0	0	0	0	0	0	34	0	0	0	0	0	0	0	0	0	0	0	0	0	0	0
34	422	CAN.R.	320	280	280	*	*	*	*	*	*	310	310	*	*	*	*	400	380	*	*	*	*	*	*	*	*	*	*	*	*	*	*
		CAN.D.	742	702	702	0	0	0	0	0	0	732	732	0	0	0	0	822	802	0	0	0	0	0	0	0	0	0	0	0	0	0	0
		OPEN.	36	36	8							22	35					35	35														
		DISCH.	30	29	7	0	0	0	0	0	0	18	29	0	0	0	0	31	30	0	0	0	0	0	0	0	0	0	0	0	0	0	0
35	437	CAN.R.	320	280	280	250	260	235	800	320	340	310	310	310	280	400	400	*	380	350	300	360	315	315	360	310	360	390	340	330	230	130	120
		CAN.D.	757	717	717	687	697	672	1237	757	777	747	747	747	717	837	837	0	817	787	737	797	752	752	797	747	797	827	777	767	667	567	557
		OPEN.	22	20	23	22	22	23	23	22	22	35	24	24	21	23	23		23	23	23	23	23	23	23	23	23	23	23	23	23	23	23
		DISCH.	18	17	19	18	18	18	25	19	19	30	20	20	17	20	20	0	20	20	19	20	19	19	20	19	20	20	19	19	18	17	16
36	410	CAN.R.	*	*	*	*	*	*	*	*	350	315	320	310	280	*	*	*	380	350	300	*	*	*	*	*	340	390	340	340	240	*	130
		CAN.D.	0	0	0	0	0	0	0	0	760	725	730	720	690	0	0	0	790	760	710	0	0	0	0	0	750	800	750	750	650	0	540
	-10	T.W.R.	*	*	*	*	*	*	*	*	*	*	*	*	*	*	*	*	*	*	*	*	*	*	*	*	*	*	*	*	50	*	*
		T.W.D.	0	0	0	0	0	0	0	0	0	0	0	0	0	0	0	0	0	0	0	0	0	0	0	0	0	0	0	0	40	0	0
		OPEN.									35	35	35	35	35				40	41	42						40	40	40	40	40		18
		DISCH.	1	1	1	1	1	1	1	1	30	29	30	29	29	1	1	1	35	35	35	1	1	1	1	1	34	35	34	34	28	1	13
37	500	CAN.R.	310	*	*	*	*	210	290	310	*	*	*	*	*	390	390	390	*	*	*	340	315	320	340	310	*	*	*	*	220	130	*
		CAN.D.	810	0	0	0	0	710	790	810	0	0	0	0	0	890	890	890	0	0	0	840	815	820	840	810	0	0	0	0	720	630	0
	-115	T.W.R.	490	*	*	*	*	250	450	560	*	*	*	*	*	*	435	390	*	*	*	430	640	670	790	790	*	*	*	*	*	360	*
		T.W.D.	375	0	0	0	0	135	335	445	0	0	0	0	0	0	320	275	0	0	0	315	525	555	675	675	0	0	0	0	0	245	0
		OPEN.	40					40	40	40						38	38	38				42	42	42	42	42						47	
		DISCH.	23	0	0	0	0	27	24	21	0	0	0	0	0	31	25	26	0	0	0	26	20	19	15	13	0	0	0	0	0	26	0
38	348	CAN.R.	*	*	350	310	320	280	*	*	*	380	380	360	330	*	*	*	440	410	*	410	*	*	*	380	400	*	400	*	*	*	200
		CAN.D.	0	0	698	658	668	628	0	0	0	728	728	708	678	0	0	0	788	758	0	758	0	0	0	728	748	0	748	0	0	0	548
	5	T.W.R.	*	*	300	480	495	485	*	*	*	160	120	180	100	*	*	*	220	500	*	280	*	*	*	500	500	*	500	*	*	*	400
		T.W.D.	0	0	305	485	500	490	0	0	0	165	125	185	105	0	0	0	225	505	0	285	0	0	0	505	505	0	505	0	0	0	405
		OPEN.			65	65	65	65				67	67	67	67				67	67		65				60	60		60				58
		DISCH.	0	0	36	24	23	21	0	0	0	44	45	42	44	0	0	0	44	29	0	39	0	0	0	25	26	0	26	0	0	0	19
39	485	CAN.R.	295	*	*	*	*	185	*	*	*	*	*	*	*	370	375	*	*	*	*	315	*	*	*	*	*	350	*	*	*	*	120
		CAN.D.	780	0	0	0	0	670	0	0	0	0	0	0	0	855	860	0	0	0	0	800	0	0	0	0	0	835	0	0	0	0	605
	-15	T.W.R.	*	*	*	*	*	*	*	*	*	*	*	*	*	*	*	*	*	*	*	560	*	*	*	*	*	700	*	*	*	*	610
		T.W.D.	0	0	0	0	0	0	0	0	0	0	0	0	0	0	0	0	0	0	0	545	0	0	0	0	0	685	0	0	0	0	595
		OPEN.																										26					27
		DISCH.	0	0	0	0	0	0	0	0	0	0	0	0	0	0	0	0	0	0	0	0	0	0	0	0	0	9	0	0	0	0	2
40	545	CAN.R.	315	360	290	240	260	205	290	320	350	300	300	300	260	400	400	400	370	335	300	340	290	295	310	280	320	380	360	340	240	130	160
		CAN.D.	860	905	835	785	805	750	835	865	895	845	845	845	805	945	945	945	915	880	845	885	835	840	855	825	865	925	905	885	785	675	705
	0	T.W.R.	*	*	*	*	*	*	*	*	*	*	*	*	*	*	*	*	*	*	*	*	*	*	*	*	*	*	*	*	*	*	*
		T.W.D.	0	0	0	0	0	0	0	0	0	0	0	0	0	0	0	0	0	0	0	0	0	0	0	0	0	0	0	0	0	0	0
		OPEN.	122	121	58	58	58	58	58	58	58	58	58	58	58	58	58	58	58	58	58	58	170	170	165	165	56	56	56	56	56	56	56
		DISCH.	112	114	52	51	51	50	52	53	54	53	53	53	51	56	56	56	55	54	53	54	154	154	151	148	52	53	53	52	49	46	47
41	277	CAN.R.	340	300	310	300	340	230	305	330	340	320	315	310	260	405	410	410	340	340	320	340	220	320	340	300	330	360	340	360	270	125	160
		CAN.D.	617	577	587	577	617	507	582	607	617	597	592	587	537	682	687	687	617	617	597	617	497	597	617	577	607	637	617	637	547	402	437
		OPEN.	28	28	28	28	28	28	28	28	28	28	28	28	28	28	28	28	28	28	28	28	28	28	28	28	28	28	28	28	28	28	28
		DISCH.	22	21	21	21	22	19	21	21	22	21	21	21	20	23	23	23	22	22	21	22	19	21	22	21	21	22	22	22	20	17	18
42	695	CAN.R.	380	330	350	300	315	260	350	375	400	*	350	340	300	445	455	450	*	380	340	380	350	370	360	*	360	*	360	400	300	220	220
		CAN.D.	1075	1025	1045	995	1010	955	1045	1070	1095	0	1045	1035	995	1140	1150	1145	0	1075	1035	1075	1045	1065	1055	0	1055	0	1055	1095	995	915	915
		OPEN.	28	28	28	28	28	28	28	28	28		28	28	28	28	28	8		28	28	28	28	28	28		28		28	28	28	28	28
		DISCH.	29	28	28	27	28	27	28	28	29	0	28	28	27	29	30	8	0	29	28	29	28	28	28	0	28	0	28	29	27	26	26
43	390	CAN.R.	305	260	*	230	240	*	260	285	310	270	*	260	220	*	*	*	320	280	250	280	*	270	260	220	240	*	270	*	*	140	*
		CAN.D.	695	650	0	620	630	0	650	675	700	660	0	650	610	0	0	0	710	670	640	670	0	660	650	610	630	0	660	0	0	530	0
		OPEN.	50			49	50		50		49	49		49	49				49	49	49	49		50	50	50	50		50			50	
		DISCH.	40	0	0	37	38	0	39	0	40	39	0	38	37	0	0	0	40	39	38	39	0	39	39	37	38	0	39	0	0	35	0

SLUICE DISCHARGE MARCH

Canal depth in millimeters
Flow in liters/second

Tail water depth in millimeters
Flow *,Daily discharge and reject in cubic meters/24 hours

Sluice opening in millimeters

Discharge in litres/second
K.B.A. as Kliphult reject

Salinity in milligrams/liter

		DATE	1	2	3	4	5	6	7	8	9	10	11	12	13	14	15	16	17	18	19	20	21	22	23	24	25	26	27	28	29	30	31
44	430	CAN.R.	370	320	340	280	300	235	330	350	*	*	320	320	260	410	425	420	*	*	*	*	300	300	310	260	300	370	330	*	*	*	190
		CAN.D.	800	750	770	710	730	665	760	780	0	0	750	750	690	840	855	850	0	0	0	0	730	730	740	690	730	800	760	0	0	0	620
		OPEN.	23	23	23	23	23	23	23	23			27	27	27	27	27	27					23	23	23	23	23	23	23				14
		DISCH.	20	19	19	19	19	18	19	20	1	1	23	23	22	24	25	24	1	1	1	1	19	19	19	18	19	20	19	1	1	1	11
45	450	CANALR	*	*	340	*	*	255	*	*	*	*	330	*	*	435	*	440	*	*	*	*	*	*	*	*	*	*	*	380	*	*	210
		CANALD	0	0	790	0	0	705	0	0	0	0	780	0	0	885	0	890	0	0	0	0	0	0	0	0	0	0	0	830	0	0	660
	-130	T.W.R.	*	*	240	*	*	240	*	*	*	*	360	*	*	510	*	510	*	*	*	*	*	*	*	*	*	*	*	480	*	*	360
		T.W.D.	0	0	110	0	0	110	0	0	0	0	230	0	0	380	0	380	0	0	0	0	0	0	0	0	0	0	0	350	0	0	230
		OPEN.			44			50					48			40		42												42			32
		DISCH.	0	0	32	0	0	34	0	0	0	0	31	0	0	25	0	26	0	0	0	0	0	0	0	0	0	0	0	26	0	0	18
		TOT. DISCH.	412	392	279	325	336	310	323	249	346	345	327	379	383	266	350	341	349	389	333	368	469	533	431	467	387	206	362	232	312	313	275
		REC 2 -REC 3	539	488	463	452	496	483	459	530	541	543	526	523	517	474	587	656	724	695	653	647	660	670	686	702	683	638	567	560	503	347	331
		DIFF.	127	96	184	126	160	173	136	281	194	198	199	143	134	208	236	316	375	306	320	280	191	137	255	235	296	432	205	328	191	34	56
TOTAL DISCH +REJECT			609	676	611	568	589	581	731	537	549	564	584	587	685	530	474	446	484	491	574	666	594	656	735	697	634	489	574	343	496	529	633
		REJECT *	37	39	62	32	34	33	12	41	40	67	69	66	69	30	63	60	72	57	27	68	100	145	93	52	49	38	47	8	62	90	207
TOTAL DISCH -REJECT			572	637	549	536	555	548	719	496	508	497	515	521	616	500	411	386	412	435	547	598	493	511	642	645	585	450	527	335	434	439	426
DAILY REJECT			3201	3352	5385	2807	2901	2842	1028	3512	3492	5828	5948	5683	5989	2596	5449	5160	6203	4902	2306	5910	8667	12540	8053	4473	4243	3290	4080	718	5338	7737	17880
DAILY DISCHARGE			49398	55054	47418	46273	47960	47382	62152	42843	43909	42928	44488	45019	53200	43209	35508	33356	35572	37544	47276	51630	42615	44112	55478	55734	50517	38917	45537	28912	37485	37961	36807

* INCLUDED IN REJECT ARE K.B.A AND OFFTAKE NUMBERS 18,25,26,38,39

SLUICE DISCHARGE APRIL

Canal depth in millimeters — Tail water depth in millimeters — Sluice opening in millimeters — Discharge in litres/second — Salinity in milligrams/liter

Flow in liters/second — Flow *,Daily discharge and reject in cubic meters/24 hours — K.B.A. as Klipbult reject

		DATE	1	2	3	4	5	6	7	8	9	10	11	12	13	14	15	16	17	18	19	20	21	22	23	24	25	26	27	28	29	30	31
OTT		CAN.D.	861	862	894	928	937	926	917	924	941	950	960	970	992	1006	1008	1013	1010	1025	987	959	930	949	908								
REC 1		FLOW	1194	1196	1260	1328	1346	1324	1306	1320	1354	1372	1392	1413	1458	1486	1491	1501	1495	1526	1447	1390	1332	1370	1288	0	0	0	0	0	0	0	0
		SALIN.	138	135	138	146	137	135	141	144	154	157	153	150	152	147	152	167	151	151	160	224	203	203	226								
		FLOW *	103187	103357	108829	114708	116275	114360	112799	114013	116973	118546	120299	122057	125944	128430	128786	129676	129142	131819	125058	120123	115056	118371	111242	0	0	0	0	0	0	0	0
OTT		CAN.D.	636	589	568	626	631	621	605	623	617	621	628	629	615	612	611	609	606	599	598	588	586	606	594								
REC 2		FLOW	785	702	666	768	776	759	730	762	752	759	771	773	748	743	741	737	732	720	718	700	697	732	711	0	0	0	0	0	0	0	0
		SALIN.	133	135	135	138	133	133	137	145	152	153	152	150	147	142	150	160	152	152	157	171	193	203	211								
OTT		CAN.D.	598	566	558	591	578	552	531	545	547	589	603	608	599	630	656	650	653	664	723	701	680	642	638								
REC 3		FLOW	417	386	379	410	398	373	353	366	368	408	422	427	418	449	475	469	472	483	543	520	499	461	457	0	0	0	0	0	0	0	0
		SALIN.	132	139	135	139	122	135	137	141	153	152	152	150	150	142	154	157	153	152	158	184	197	202	211								
SLU.NO	CON																																
1	223	CAN.R.	*	*	*	*	*	*	*	*	*	*	*	*	*	*	*	*	*	*	*	*	*	*	*	*	*	*	*	*	*	*	*
		CAN.D.	0	0	0	0	0	0	0	0	0	0	0	0	0	0	0	0	0	0	0	0	0	0	0	0	0	0	0	0	0	0	0
		OPEN.																															
		DISCH.	0	0	0	0	0	0	0	0	0	0	0	0	0	0	0	0	0	0	0	0	0	0	0	0	0	0	0	0	0	0	0
2	405	CAN.R.	340	340	350	380	400	395	380	410	390	410	430	440	430	440	475	440	*	*	*	*	*	*	*	*	*	*	*	*	*	*	*
		CAN.D.	745	745	755	785	805	800	785	815	795	815	835	845	835	845	880	845	0	0	0	0	0	0	0	0	0	0	0	0	0	0	0
	318	T.W.R.	30	*	*	*	*	*	*	*	80	150	210	270	320	280	360	400	*	*	*	*	*	*	*	*	*	*	*	*	*	*	*
		T.W.D.	348	0	0	0	0	0	0	0	398	468	528	588	638	598	678	718	0	0	0	0	0	0	0	0	0	0	0	0	0	0	0
		OPEN.	24	24	24	24	24	24	24	24	24	24	24	24	24	24	24	24															
		DISCH.	13	20	21	21	21	21	21	21	13	12	12	11	9	11	10	8	0	0	0	0	0	0	0	0	0	0	0	0	0	0	0
3	400	CAN.R.	*	330	350	380	*	395	380	410	390	410	425	435	420	440	460	*	*	*	*	*	*	*	*	*	*	*	*	*	*	*	*
		CAN.D.	0	730	750	780	0	795	780	810	790	810	825	835	820	840	860	0	0	0	0	0	0	0	0	0	0	0	0	0	0	0	0
		OPEN.		31	31	31		29	29	29	29	29	29	29	29	29	29																
		DISCH.	0	26	26	27	0	25	25	25	25	25	25	26	25	26	26	0	0	0	0	0	0	0	0	0	0	0	0	0	0	0	0
4	420	CAN.R.	*	330	360	*	*	*	385	*	*	400	415	*	415	*	*	*	*	*	*	*	*	*	*	*	*	*	*	*	*	*	*
		CAN.D.	0	750	780	0	0	0	805	0	0	820	835	0	835	0	0	0	0	0	0	0	0	0	0	0	0	0	0	0	0	0	0
		OPEN.		8	48				47			47	47		46																		
		DISCH.	0	7	41	0	0	0	41	0	0	42	42	0	41	0	0	0	0	0	0	0	0	0	0	0	0	0	0	0	0	0	0
5		OPEN.	*	*	*	*	*	*	*	*	*	*	*	*	*	*	*	*	*	*	*	*	*	*	*	*	*	*	*	*	*	*	*
		DISCH.	0	0	0	0	0	0	0	0	0	0	0	0	0	0	0	0	0	0	0	0	0	0	0	0	*	*	*	*	*	*	*
6		OPEN.	*	*	*	*	*	*	*	*	*	*	*	*	*	*	*	*	*	*	*	*	*	*	*	*	*	*	*	*	*	*	*
		DISCH.	0	0	0	0	0	0	0	0	0	0	0	0	0	0	0	0	0	0	0	0	0	0	0	0	*	*	*	*	*	*	*
7	65	CAN.R.	*	*	*	*	*	*	*	*	*	*	*	*	*	*	*	*	*	*	*	*	*	*	*	*	*	*	*	*	*	*	*
		CAN.D.	0	0	0	0	0	0	0	0	0	0	0	0	0	0	0	0	0	0	0	0	0	0	0	0	0	0	0	0	0	0	0
		T.W.D.																															
		OPEN.																															
		DISCH.	0	0	0	0	0	0	0	0	0	0	0	0	0	0	0	0	0	0	0	0	0	0	0	0	0	0	0	0	0	0	0
8	330	CAN.R.	370	360	370	390	415	400	380	430	400	400	425	430	420	440	560	440	440	*	*	*	*	*	*	*	*	*	*	*	*	*	*
		CAN.D.	700	690	700	720	745	730	710	760	730	730	755	760	750	770	890	770	770	0	0	0	0	0	0	0	0	0	0	0	0	0	0
	265	T.W.R.	320	260	220	155	180	200	190	260	320	320	320	270	380	260	440	450	485	*	*	*	*	*	*	*	*	*	*	*	*	*	*
		T.W.D.	585	525	485	420	445	465	455	525	585	585	585	535	645	525	705	715	750	0	0	0	0	0	0	0	0	0	0	0	0	0	0
		OPEN.	68	68	68	68	68	68	68	68	68	68	68	68	68	68	68	68	68														
		DISCH.	20	24	28	33	33	31	30	29	23	23	25	28	19	30	26	14	8	0	0	0	0	0	0	0	0	0	0	0	0	0	0
9	555	CAN.R.	350	320	340	370	395	380	330	390	360	380	*	405	400	400	420	410	*	*	*	*	370	380	390	360	*	*	*	*	*	*	*
		CAN.D.	905	875	895	925	950	935	885	945	915	935	0	960	955	955	975	965	0	0	0	0	925	935	945	915	0	0	0	0	0	0	0
	-5	T.W.R.	910	*	*	*	*	*	*	*	*	*	*	695	*	*	980	970	*	*	*	*	930	940	840	280	*	*	*	*	*	*	*
		T.W.D.	905	0	0	0	0	0	0	0	0	0	0	690	0	0	975	965	0	0	0	0	925	935	835	275	0	0	0	0	0	0	0
		OPEN.	64	64	64	43		43	64	64	64	64		44	64	64	64	64					64	30	30	30							
		DISCH.	0	59	60	40	0	41	60	62	61	61	0	20	62	62	0	0	0	0	0	0	0	0	9	21	0	0	0	0	0	0	0

SLUICE DISCHARGE APRIL

Canal depth in millimeters
Flow in liters/second

Tail water depth in millimeters
Flow *,Daily discharge and reject in cubic meters/24 hours

Sluice opening in millimeters

Discharge in litres/second
K.B.A. as Klipbult reject

Salinity in milligrams/liter

		DATE	1	2	3	4	5	6	7	8	9	10	11	12	13	14	15	16	17	18	19	20	21	22	23	24	25	26	27	28	29	30	31
10		OPEN.	*	*	*	*	*	*	*	*	*	*	*	*	*	*	*	*	*	*	*	*	*	*	*	*	*	*	*	*	*	*	*
		DISCH.	*	*	*	*	*	*	*	*	*	*	*	*	*	*	*	*	*	*	*	*	*	*	*	*	*	*	*	*	*	*	*
11		OPEN.	*	*	*	*	*	*	*	*	*	*	*	*	*	*	*	*	*	*	*	*	*	*	*	*	*	*	*	*	*	*	*
		DISCH.	*	*	*	*	*	*	*	*	*	*	*	*	*	*	*	*	*	*	*	*	*	*	*	*	*	*	*	*	*	*	*
12	390	CAN.R.	*	*	*	*	*	*	*	*	*	*	*	*	*	*	*	*	*	*	*	300	280	300	310	280	*	*	*	*	*	*	*
		CAN.D.	0	0	0	0	0	0	0	0	0	0	0	0	0	0	0	0	0	0	0	690	670	690	700	670	0	0	0	0	0	0	0
	215	T.W.R.	*	*	*	*	*	*	*	*	*	*	*	*	*	*	*	*	*	*	*	230	*	*	*	*	*	*	*	*	*	*	*
		T.W.D.	0	0	0	0	0	0	0	0	0	0	0	0	0	0	0	0	0	0	0	445	0	0	0	0	0	0	0	0	0	0	0
		OPEN.																				56	40	50	50	70							
		DISCH.	0	0	0	0	0	0	0	0	0	0	0	0	0	0	0	0	0	0	0	24	32	41	41	57	0	0	0	0	0	0	0
13		OPEN.	*	*	*	*	*	*	*	*	*	*	*	*	*	*	*	*	*	*	*	*	*	*	*	*	*	*	*	*	*	*	*
		DISCH.	*	*	*	*	*	*	*	*	*	*	*	*	*	*	*	*	*	*	*	*	*	*	*	*	*	*	*	*	*	*	*
14	395	CAN.R.	330	320	*	*	*	335	340	340	320	320	*	*	*	*	*	*	*	*	*	*	*	*	*	*	*	*	*	*	*	*	*
		CAN.D.	725	715	0	0	0	730	735	735	715	715	0	0	0	0	0	0	0	0	0	0	0	0	0	0	0	0	0	0	0	0	0
		OPEN.	30	30				19	30	30	30	30																					
		DISCH.	25	25	0	0	0	16	25	25	25	25	0	0	0	0	0	0	0	0	0	0	0	0	0	0	0	0	0	0	0	0	0
15	345	CAN.R.	320	300	310	*	*	330	300	330	310	320	*	*	330	330	*	*	*	*	*	*	*	310	*	*	*	*	*	*	*	*	*
		CAN.D.	665	645	655	0	0	675	645	675	655	665	0	0	675	675	0	0	0	0	0	0	0	655	0	0	0	0	0	0	0	0	0
		T.W.D.	180	270	220			295	200	270	210	170			260	270								130									
		OPEN.	8	8	8			8	8	8	8	8			8	8								8									
		DISCH.	5	4	5	0	0	4	5	4	5	5	0	0	5	4	0	0	0	0	0	0	0	5	0	0	0	0	0	0	0	0	0
16	400	CAN.R.	*	*	*	*	*	280	*	*	*	270	*	*	*	*	*	*	*	*	*	*	*	*	*	*	*	*	*	*	*	*	*
		CAN.D.	0	0	0	0	0	680	0	0	0	670	0	0	0	0	0	0	0	0	0	0	0	0	0	0	0	0	0	0	0	0	0
	25	T.W.R.	*	*	*	*	*	60	*	*	*	60	*	*	*	*	*	*	*	*	*	*	*	*	*	*	*	*	*	*	*	*	*
		T.W.D.	0	0	0	0	0	85	0	0	0	85	0	0	0	0	0	0	0	0	0	0	0	0	0	0	0	0	0	0	0	0	0
		OPEN.						10				22																					
		DISCH.	1	1	1	1	1	7	1	1	1	15	1	1	1	1	1	1	1	1	1	1	1	1	1	1	0	0	0	0	0	0	0
17	465	CAN.R.	*	*	*	*	235	*	*	*	*	*	*	*	*	*	*	*	*	*	*	*	*	*	*	*	*	*	*	*	*	*	*
		CAN.D.	0	0	0	0	700	0	0	0	0	0	0	0	0	0	0	0	0	0	0	0	0	0	0	0	0	0	0	0	0	0	0
		OPEN.					68																										
		DISCH.	0	0	0	0	55	0	0	0	0	0	0	0	0	0	0	0	0	0	0	0	0	0	0	0	0	0	0	0	0	0	0
18	350	CAN.R.	200	190	180	195	205	200	160	190	180	180	300	200	190	180	200	210	*	*	*	*	130	180	220	200	*	*	*	*	*	*	*
		CAN.D.	550	540	530	545	555	550	510	540	530	530	650	550	540	530	550	560	0	0	0	0	480	530	570	550	0	0	0	0	0	0	0
		OPEN.	10	10	10	10	10	10	10	10	10	10	10	10	10	10	10	10					10	10	10	10							
		DISCH.	7	7	7	7	7	7	7	7	7	7	8	7	7	7	7	7	0	0	0	0	7	7	7	7	0	0	0	0	0	0	0
19	400	CAN.R.	*	*	*	*	*	*	*	*	*	*	*	*	*	*	*	*	*	*	*	*	*	*	*	*	*	*	*	*	*	*	*
		CAN.D.	0	0	0	0	0	0	0	0	0	0	0	0	0	0	0	0	0	0	0	0	0	0	0	0	0	0	0	0	0	0	0
	5	T.W.R.	*	*	*	*	*	*	*	*	*	*	*	*	*	*	*	*	*	*	*	*	*	*	*	*	*	*	*	*	*	*	*
		T.W.D.	0	0	0	0	0	0	0	0	0	0	0	0	0	0	0	0	0	0	0	0	0	0	0	0	0	0	0	0	0	0	0
		OPEN.																															
		DISCH.	0	0	0	0	0	0	0	0	0	0	0	0	0	0	0	0	0	0	0	0	0	0	0	0	0	0	0	0	0	0	0
K.B.A.	-175	CANALR	394	398	435	445	447	452	458	471	469	465	456	459	467	473	484	477	470	473	463	447	426	427	361	*	*	*	*	*	*	*	*
		D.O.W.	219	223	260	270	272	277	283	296	294	290	281	284	292	298	309	302	295	298	288	272	251	252	186	0	0	0	0	0	0	0	-0
		DISCH	205	210	264	279	282	290	299	319	316	310	296	301	313	323	340	329	318	323	307	282	250	252	161	0	0	0	0	0	0	0	0
20	370	CAN.R.	*	*	*	125	*	*	*	120	*	120	*	*	*	*	*.	*	*	*	*	*	*	*	*	*	*	*	*	*	*	*	*
		CAN.D.	0	0	0	495	0	0	0	490	0	490	0	0	0	0	0	0	0	0	0	0	0	0	0	0	0	0	0	0	0	0	0
		OPEN.				49				50		50																					
		DISCH.	0	0	0	33	0	0	0	34	0	34	0	0	0	0	0	0	0	0	0	0	0	0	0	0	0	0	0	0	0	0	0
	TOT.	DISCH.	278	386	454	443	401	443	515	529	477	559	410	395	484	464	411	361	329	326	310	310	293	308	222	88	0	0	0	0	0	0	0
	REC 1 -REC 2		409	494	594	560	569	565	575	557	602	613	621	640	710	744	750	764	763	806	729	690	635	638	577	0	0	0	0	0	0	0	0
	DIFF.		131	109	140	117	168	122	61	28	125	54	211	244	226	279	338	403	433	480	419	380	342	330	355	-88	0	0	0	0	0	0	0

SLUICE DISCHARGE APRIL

Canal depth in millimeters
Flow in liters/second

Tail water depth in millimeters
Flow *,Daily discharge and reject in cubic meters/24 hours

Sluice opening in millimeters

Discharge in litres/second
K.B.A. as Klipbult reject

Salinity in milligrams/liter

		DATE	1	2	3	4	5	6	7	8	9	10	11	12	13	14	15	16	17	18	19	20	21	22	23	24	25	26	27	28	29	30	31
21	430	CAN.R.	*	*	*	*	*	*	*	*	*	*	*	*	*	*	*	*	*	*	*	*	*	*	*	*	*	*	*	*	*	*	*
		CAN.D.	0	0	0	0	0	0	0	0	0	0	0	0	0	0	0	0	0	0	0	0	0	0	0	0	0	0	0	0	0	0	0
		OPEN.																															
		DISCH.	1	1	1	1	1	1	1	1	1	1	1	1	1	1	1	1	1	1	1	1	1	1	1	1	0	0	0	0	0	0	0
22	345	CAN.R.	140	140	140	120	140	125	100	120	120	120	*	*	*	*	*	*	*	*	*	*	*	*	*	*	*	*	*	*	*	*	*
		CAN.D.	485	485	485	465	485	470	445	465	465	465	0	0	0	0	0	0	0	0	0	0	0	0	0	0	0	0	0	0	0	0	0
		OPEN.		34				38																									
		DISCH.	2	23	2	2	2	25	2	2	2	2	2	2	2	2	2	2	2	2	2	2	2	2	2	2	0	0	0	0	0	0	0
23	392	CAN.R.	*	*	*	*	*	*	*	*	*	*	*	*	*	*	*	*	*	*	*	*	*	*	*	*	*	*	*	*	*	*	*
		CAN.D.	0	0	0	0	0	0	0	0	0	0	0	0	0	0	0	0	0	0	0	0	0	0	0	0	0	0	0	0	0	0	0
		OPEN.																															
		DISCH.	0	0	0	0	0	0	0	0	0	0	0	0	0	0	0	0	0	0	0	0	0	0	0	0	0	0	0	0	0	0	0
24	400	CAN.R.	80	100	*	80	90	80	40	80	60	80	90	80	70	*	*	*	*	*	*	*	*	*	*	*	*	*	*	*	*	*	*
		CAN.D.	480	500	0	480	490	480	440	480	460	480	490	480	470	0	0	0	0	0	0	0	0	0	0	0	0	0	0	0	0	0	0
		OPEN.	30	30		17	17	17	30	30	30	20	18	18	30																		
		DISCH.	20	21	0	11	11	11	19	20	20	14	12	12	20	0	0	0	0	0	0	0	0	0	0	0	0	0	0	0	0	0	0
25	635	CAN.R.	*	100	*	*	85	70	*	*	*	*	*	90	60	*	*	*	*	*	*	*	*	70	100	*	*	*	*	*	*	*	*
		CAN.D.	0	735	0	0	720	705	0	0	0	0	0	725	695	0	0	0	0	0	0	0	0	705	735	0	0	0	0	0	0	0	0
		OPEN.					11	11						8	8									9	9								
		DISCH.	0	0	0	0	9	9	0	0	0	0	0	7	7	0	0	0	0	0	0	0	0	7	8	0	0	0	0	0	0	0	0
26	460	CAN.R.	80	*	*	*	*	*	*	*	*	*	*	*	*	*	*	*	*	*	*	*	*	*	80	740	*	*	*	*	*	*	*
		CAN.D.	540	0	0	0	0	0	0	0	0	0	0	0	0	0	0	0	0	0	0	0	0	0	540	1200	0	0	0	0	0	0	0
	30	T.W.R.	20	*	*	*	*	*	*	*	*	*	*	*	*	*	*	*	*	*	*	*	*	*	*	*	*	*	*	*	*	*	*
		T.W.D.	50	0	0	0	0	0	0	0	0	0	0	0	0	0	0	0	0	0	0	0	0	0	0	0	0	0	0	0	0	0	0
		OPEN.	15																						10	22							
		DISCH.	9	0	0	0	0	0	0	0	0	0	0	0	0	0	0	0	0	0	0	0	0	0	7	24	0	0	0	0	0	0	0
27	445	CAN.R.	80	80	60	35	40	35	80	80	60	60	30	40	60	80	80	60	20	45	50	30	80	60	40	*	*	*	*	*	*	*	*
		CAN.D.	525	525	505	480	485	480	525	525	505	505	475	485	505	525	525	505	465	490	495	475	525	505	485	0	0	0	0	0	0	0	0
	100	T.W.R.	370	70	60	90	160	100	80	190	210	220	200	220	160	*	*	160	160	70	160	240	*	220	260	*	*	*	*	*	*	*	*
		T.W.D.	470	170	160	190	260	200	180	290	310	320	300	320	260	0	0	260	260	170	260	340	0	320	360	0	0	0	0	0	0	0	0
		OPEN.	10	10	20	10	10	10	10	15	10	20	15	15	10	20	20	10	15	15	15	16	27	10	13								
		DISCH.	2	5	10	5	4	5	5	6	4	8	6	5	4	14	14	4	6	7	6	5	19	4	4	0	0	0	0	0	0	0	0
28	335	CAN.R.	120	120	60	110	115	110	60	100	*	*	*	120	115	100	*	130	130	140	80	130	60	120	150	260	*	*	*	*	*	*	*
		CAN.D.	455	455	395	445	450	445	395	435	0	0	0	455	450	435	0	465	465	475	415	465	395	455	485	595	0	0	0	0	0	0	0
		OPEN.	14	14	14	14	14	14	14	14				10	10	10		13	13	13	13	13	13	13	13	13							
		DISCH.	9	9	8	9	9	9	8	9	0	0	0	6	6	6	0	8	8	8	8	8	8	8	9	9	0	0	0	0	0	0	0
29	265	CAN.R.	*	*	*	*	*	*	*	*	*	*	*	*	*	*	*	*	*	*	*	*	*	*	*	*	*	*	*	*	*	*	*
		CAN.D.	0	0	0	0	0	0	0	0	0	0	0	0	0	0	0	0	0	0	0	0	0	0	0	0	0	0	0	0	0	0	0
	0	T.W.R.	*	*	*	*	*	*	*	*	*	*	*	*	*	*	*	*	*	*	*	*	*	*	*	*	*	*	*	*	*	*	*
		T.W.D.	0	0	0	0	0	0	0	0	0	0	0	0	0	0	0	0	0	0	0	0	0	0	0	0	0	0	0	0	0	0	0
		OPEN.																															
		DISCH.	1	1	1	1	1	1	1	1	1	1	1	1	1	1	1	1	1	1	1	1	1	1	1	1	0	0	0	0	0	0	0
30	270	CAN.R.	80	80	40	70	70	70	35	60	60	*	85	80	*	*	*	*	*	*	*	*	*	*	110	130	*	*	*	*	*	*	*
		CAN.D.	350	350	310	340	340	340	305	330	330	0	355	350	0	0	0	0	0	0	0	0	0	0	380	400	0	0	0	0	0	0	0
		OPEN.	48		60		50		15	50	50		46	47											60	50							
		DISCH.	27	0	31	0	28	0	8	27	0	0	26	27	0	0	0	0	0	0	0	0	0	0	35	30	0	0	0	0	0	0	0
31	295	CAN.R.	80	80	40	70	70	70	35	*	*	*	*	*	80	80	100	100	90	*	*	*	*	80	*	*	*	*	*	*	*	*	*
		CAN.D.	375	375	335	365	365	365	330	0	0	0	0	0	375	375	395	395	385	0	0	0	0	375	0	0	0	0	0	0	0	0	0
		OPEN.	34	34	34	21	23	22	34						34	34	34	34	23					34									
		DISCH.	20	20	19	12	14	13	19	0	0	0	0	0	20	20	21	21	14	0	0	0	0	20	0	0	0	0	0	0	0	0	0
32	315	CAN.R.	*	*	*	*	*	*	*	*	*	*	*	*	*	*	*	*	*	*	*	*	*	*	*	*	*	*	*	*	*	*	*
		CAN.D.	0	0	0	0	0	0	0	0	0	0	0	0	0	0	0	0	0	0	0	0	0	0	0	0	0	0	0	0	0	0	0
		OPEN.																															
		DISCH.	0	0	0	0	0	0	0	0	0	0	0	0	0	0	0	0	0	0	0	0	0	0	0	0	0	0	0	0	0	0	0

SLUICE DISCHARGE APRIL

Canal depth in millimeters
Flow in liters/second

Tail water depth in millimeters
Flow *,Daily discharge and reject in cubic meters/24 hours

Sluice opening in millimeters

Discharge in litres/second
K.B.A. as Klipbult reject

Salinity in milligrams/liter

		DATE	1	2	3	4	5	6	7	8	9	10	11	12	13	14	15	16	17	18	19	20	21	22	23	24	25	26	27	28	29	30	31
33	415	CAN.R.	*	*	*	*	*	*	*	*	*	*	*	*	*	*	*	*	*	*	*	*	*	*	*	*	*	*	*	*	*	*	*
		CAN.D.	0	0	0	0	0	0	0	0	0	0	0	0	0	0	0	0	0	0	0	0	0	0	0	0	0	0	0	0	0	0	0
		OPEN.																															
		DISCH.	0	0	0	0	0	0	0	0	0	0	0	0	0	0	0	0	0	0	0	0	0	0	0	0	0	0	0	0	0	0	0
34	422	CAN.R.	*	*	*	*	*	*	*	60	60	90	95	90	*	*	*	*	*	*	*	*	*	*	*	*	*	*	*	*	*	*	*
		CAN.D.	0	0	0	0	0	0	0	482	482	512	517	512	0	0	0	0	0	0	0	0	0	0	0	0	0	0	0	0	0	0	0
		OPEN.								20	20	20	15	17																			
		DISCH.	0	0	0	0	0	0	0	14	14	14	11	12	0	0	0	0	0	0	0	0	0	0	0	0	0	0	0	0	0	0	0
35	437	CAN.R.	280	80	60	80	80	75	35	60	60	90	95	90	80	90	110	100	100	115	120	110	50	90	120	140	*	*	*	*	*	*	*
		CAN.D.	717	517	497	517	517	512	472	497	497	527	532	527	517	527	547	537	537	552	557	547	487	527	557	577	0	0	0	0	0	0	0
		OPEN.	20	20	20	14	14	14	20	20	20	20	10	10	22	22	22	22	12	12	12	12	20	20	20	13							
		DISCH.	17	14	14	10	10	10	13	14	14	14	7	7	15	16	16	16	9	9	9	9	14	14	15	10	0	0	0	0	0	0	0
36	410	CAN.R.	100	100	60	90	90	*	*	*	*	*	*	*	*	*	*	*	*	*	*	*	*	100	130	170	*	*	*	*	*	*	*
		CAN.D.	510	510	470	500	500	0	0	0	0	0	0	0	0	0	0	0	0	0	0	0	0	510	540	580	0	0	0	0	0	0	0
	-10	T.W.R.	*	*	*	110	185	*	*	*	*	*	*	*	*	*	*	*	*	*	*	*	*	*	*	*	*	*	*	*	*	*	*
		T.W.D.	0	0	0	100	175	0	0	0	0	0	0	0	0	0	0	0	0	0	0	0	0	0	0	0	0	0	0	0	0	0	0
		OPEN.	18	18	40	20	17																	35	35	35							
		DISCH.	13	13	27	11	9	1	1	1	1	1	1	1	1	1	1	1	1	1	1	1	1	25	25	26	0	0	0	0	0	0	0
37	500	CAN.R.	*	*	*	*	*	60	40	60	60	80	*	*	70	80	110	110	*	*	*	*	60	80	110	140	*	*	*	*	*	*	*
		CAN.D.	0	0	0	0	0	560	540	560	560	580	0	0	570	580	610	610	0	0	0	0	560	580	610	640	0	0	0	0	0	0	0
	-115	T.W.R.	*	*	*	*	*	380	260	500	560	660	*	*	700	710	720	710	*	*	*	*	690	710	700	740	*	*	*	*	*	*	*
		T.W.D.	0	0	0	0	0	265	145	385	445	545	0	0	585	595	605	595	0	0	0	0	575	595	585	625	0	0	0	0	0	0	0
		OPEN.						22	24	45	45	20			35	45	30	30					30	30	30	30							
		DISCH.	0	0	0	0	0	10	13	17	13	3	0	0	-4	-5	2	3	0	0	0	0	-3	-3	4	3	0	0	0	0	0	0	0
38	348	CAN.R.	160	170	120	*	*	*	100	130	120	140	*	*	*	*	*	*	*	*	*	*	*	*	*	*	*	*	*	*	*	*	*
		CAN.D.	508	518	468	0	0	0	448	478	468	488	0	0	0	0	0	0	0	0	0	0	0	0	0	0	0	0	0	0	0	0	0
	5	T.W.R.	480	480	460	*	*	*	440	470	260	260	*	*	*	*	*	*	*	*	*	*	*	*	*	*	*	*	*	*	*	*	*
		T.W.D.	485	485	465	0	0	0	445	475	265	265	0	0	0	0	0	0	0	0	0	0	0	0	0	0	0	0	0	0	0	0	0
		OPEN.	110	110	110				110	110	95	100																					
		DISCH.	15	18	5	0	0	0	5	5	38	42	0	0	0	0	0	0	0	0	0	0	0	0	0	0	0	0	0	0	0	0	0
39	485	CAN.R.	*	*	*	*	*	*	30	*	*	*	*	*	*	80	*	*	*	*	*	*	*	*	*	*	*	*	*	*	*	*	*
		CAN.D.	0	0	0	0	0	0	515	0	0	0	0	0	0	565	0	0	0	0	0	0	0	0	0	0	0	0	0	0	0	0	0
	-15	T.W.R.	*	*	*	*	*	*	*	*	*	*	*	*	*	540	*	*	*	*	*	*	*	*	*	*	*	*	*	*	*	*	*
		T.W.D.	0	0	0	0	0	0	0	0	0	0	0	0	0	525	0	0	0	0	0	0	0	0	0	0	0	0	0	0	0	0	0
		OPEN.							50							35																	
		DISCH.	0	0	0	0	0	0	36	0	0	0	0	0	0	7	0	0	0	0	0	0	0	0	0	0	0	0	0	0	0	0	0
40	545	CAN.R.	100	100	110	85	90	70	35	60	60	100	90	90	80	90	130	80	135	140	155	165	70	80	120	160	*	*	*	*	*	*	*
		CAN.D.	645	645	655	630	635	615	580	605	605	645	635	635	625	635	675	625	680	685	700	710	615	625	665	705	0	0	0	0	0	0	0
	0	T.W.R.	*	*	*	*	*	*	*	*	*	*	*	*	*	*	*	*	*	*	*	*	*	*	*	*	*	*	*	*	*	*	*
		T.W.D.	0	0	0	0	0	0	0	0	0	0	0	0	0	0	0	0	0	0	0	0	0	0	0	0	0	0	0	0	0	0	0
		OPEN.	50	40	50	50	50	50	20	50	50	50	52	50	50	50	50	50	52	52	52	52	50	50	50	50							
		DISCH.	40	32	40	39	39	39	15	38	38	40	41	39	39	39	41	39	42	43	43	43	39	39	40	42	0	0	0	0	0	0	0
41	277	CAN.R.	100	110	120	120	120	95	120	120	100	120	115	100	100	*	*	*	*	*	*	*	100	100	140	*	*	*	*	*	*	*	*
		CAN.D.	377	387	397	397	397	372	397	397	377	397	392	377	377	0	0	0	0	0	0	0	377	377	417	0	0	0	0	0	0	0	0
		OPEN.	20	20	20	30	29	27	28	28	28	28	30	28	25								27	28	28								
		DISCH.	12	12	12	18	17	16	17	17	17	17	18	17	15	0	0	0	0	0	0	0	16	17	18	0	0	0	0	0	0	0	0
42	695	CAN.R.	160	180	120	150	160	130	130	60	120	120	150	155	140	160	200	*	210	220	230	*	*	120	*	*	*	*	*	*	*	*	*
		CAN.D.	855	875	815	845	855	825	825	755	815	815	845	850	835	855	895	0	905	915	925	0	0	815	0	0	0	0	0	0	0	0	0
		OPEN.	20	28	20	28	28	28	28	28	28	28	28	28	28	28	28		28	28	28			20									
		DISCH.	18	26	18	25	25	25	25	24	25	25	25	25	25	25	26	0	26	26	26	0	0	18	0	0	0	0	0	0	0	0	0
43	390	CAN.R.	120	*	*	*	*	80	*	*	60	80	*	*	90	*	*	*	*	*	*	*	*	100	*	*	*	*	*	*	*	*	*
		CAN.D.	510	0	0	0	0	470	0	0	450	470	0	0	480	0	0	0	0	0	0	0	0	490	0	0	0	0	0	0	0	0	0
		OPEN.	40					40			40	40			40									40									
		DISCH.	28	0	0	0	0	27	0	0	26	27	0	0	27	0	0	0	0	0	0	0	0	27	0	0	0	0	0	0	0	0	0

SLUICE DISCHARGE APRIL

Canal depth in millimeters
Flow in liters/second

Tail water depth in millimeters
Flow *,Daily discharge and reject in cubic meters/24 hours

Sluice opening in millimeters

Discharge in litres/second
K.B.A. as Klipbult reject

Salinity in milligrams/liter

		DATE	1	2	3	4	5	6	7	8	9	10	11	12	13	14	15	16	17	18	19	20	21	22	23	24	25	26	27	28	29	30	31
44	430	CAN.R.	150	160	100	120	130	95	60	100	90	100	130	135	110	140	200	220	210	*	*	*	*	*	*	*	*	*	*	*	*	*	*
		CAN.D.	580	590	530	550	560	525	490	530	520	530	560	565	540	570	630	650	640	0	0	0	0	0	0	0	0	0	0	0	0	0	0
		OPEN.	12	12	12	12	12	12	12	12	12	12	12	12	12	12	12	12	12														
		DISCH.	9	9	9	9	9	9	8	9	9	9	9	9	9	9	9	10	9	1	1	1	1	1	1	0	0	0	0	0	0	0	0
45	450	CANALR	*	180	120	145	155	115	80	110	*	*	160	160	*	170	*	*	*	*	*	*	*	*	*	*	*	*	*	*	*	*	*
		CANALD	0	630	570	595	605	565	530	560	0	0	610	610	0	620	0	0	0	0	0	0	0	0	0	0	0	0	0	0	0	0	0
	-130	T.W.R.	*	370	330	260	350	420	400	260	*	*	240	360	*	240	*	*	*	*	*	*	*	*	*	*	*	*	*	*	*	*	*
		T.W.D.	0	240	200	130	220	290	270	130	0	0	110	230	0	110	0	0	0	0	0	0	0	0	0	0	0	0	0	0	0	0	0
		OPEN.		30	35	35	31	32	30	30			20	20		30																	
		DISCH.	0	17	19	21	17	15	13	17	0	0	12	11	0	19	0	0	0	0	0	0	0	0	0	0	0	0	0	0	0	0	0
		TOT. DISCH.	243	220	217	174	205	224	211	222	222	216	173	182	189	157	135	107	121	100	99	72	99	181	170	149	0	0	0	0	0	0	0
		REC 2 -REC 3	368	316	287	357	379	386	377	396	383	350	349	346	330	294	266	269	260	237	175	180	198	271	254	0	0	0	0	0	0	0	0
		DIFF.	125	96	70	183	173	162	166	174	162	134	176	164	141	137	131	162	140	137	76	108	99	90	84	-149	0	0	0	0	0	0	0
TOTAL DISCH +REJECT			521	606	671	617	606	667	726	751	699	776	583	578	673	621	546	468	450	426	409	382	392	490	392	237	0	0	0	0	0	0	0
		REJECT *	236	235	276	286	298	306	347	332	361	359	304	315	327	337	348	336	318	323	307	282	257	267	183	31	0	0	0	0	0	0	0
TOTAL DISCH -REJECT			285	371	395	331	308	361	379	420	338	417	279	263	346	285	199	132	132	103	102	100	135	223	209	206	0	0	0	0	0	0	0
DAILY REJECT			20387	20314	23873	24728	25757	26409	29964	28682	31201	30992	26249	27177	28244	29091	30032	29063	27461	27873	26506	24364	22228	23030	15814	2691	0	0	0	0	0	0	0
DAILY DISCHARGE			24609	32041	34105	28586	26623	31192	32743	36247	29167	36024	24094	22721	29910	24590	17182	11377	11425	8925	8840	8654	11632	19289	18056	17824	0	0	0	0	0	0	0

* INCLUDED IN REJECT ARE K.B.A AND OFFTAKE NUMBERS 18,25,26,38,39

SOURCE 2: PUMPS ON THE BREEDE RIVER

OWNERS	P.BRUWER		L.BRUWER				G.SMUTS			
PUMP NO.	1		2		3		4			
DATE	READING	CUB.M	READING	CUB.M	READING	CUB.M	READING	CUB.M	TOTAL m^3	AVER m^3
12/09/86		0		0		0		0	45670	6524
19/09/86		0		0		0		0	45670	6524
26/09/86		0		0		0		0	45670	6524
03/10/86		0		0		0		0	45670	6524
10/10/86		0		0		0		0	45670	6524
17/10/86		0		0		0		0	45670	6524
24/10/86		0		0		0		0	45670	6524
31/10/86		0		0		0		0	45670	6524
07/11/86		3173240		29508		80145		784843	45670	6524
14/11/86	3173240	29910	29508	11290	80145	1507	784843	2132	44839	6406
21/11/86	3203150	34990	40798	7783	81652	1658	786975	6741	51172	7310
28/11/86	3238140	17780	48581	12757	83310	2886	793716	1729	35152	5022
05/12/86	3255920	27590	61338	5214	86196	1793	795445	4138	38735	5534
12/12/86	3283510	31120	66552	11837	87989	2101	799583	1284	46342	6620
18/12/86	3314630	44490	78389	12594	90090	4558	800867	6828	68470	9781
26/12/86	3359120	36320	90983	14313	94648	3353	807695	3460	57446	8207
02/01/87	3395440	26300	105296	12646	98001	4938	811155	6000	49884	7126
09/01/87	3421740	40320	117942	13421	102939	3415	817155	1682	58838	8405
16/01/87	3462060	29470	131363	14057	106354	4014	818837	2010	49551	7079
23/01/87	3491530	35540	145420	7229	110368	4426	820847	3703	50898	7271
30/01/87	3527070	34260	152649	7928	114794	5149	824550	2735	50072	7153
06/02/87	3561330	35400	160577	6778	119943	3939	827285	6499	52616	7517
13/02/87	3596730	21480	167355	3653	123882	2527	833784	291	27951	3993
20/02/87	3618210	40560	171008	1962	126409	3402	834075	1299	47223	6746
27/02/87	3658770	24305	172970	4073	129811	3726	835374	5397	37501	5357
06/03/87	3683075	24305	177043	5913	133537	2960	840771	2564	35742	5106
13/03/87	3707380	27470	182956	10569	136497	2284	843335	4156	44479	6354
20/03/87	3734850	15220	193525	11670	138781	2449	847491	2447	31786	4541
27/03/87	3750070	20080	205195	10761	141230	3733	849938	134	34708	4958
03/04/87	3770150	17180	215956	6867	144963	2755	850072	5356	32158	4594
10/04/87	3787330		222823		147718		855428			

DAM DATA AUGUST Stage in meters Volume in cubic meters Salinity in milligrams/liter Area in hectares

DAM NO.	DATE	1	2	3	4	5	6	7	8	9	10	11	12	13	14	15	16	17	18	19	20	21	22	23	24	25	26	27	28	29	30	31
	EVAP.	2.8	2.8	3.1	0.3	1.1	2.3	2.5	3.3	2.5	3.5	2.5	2.5	2.5	1.5	2.9	1.2	2.1	1.8	3.3	2	3.3	3	1.2	0.6	2.4	0	1.8	0.1	0.5	1.5	3
	RAIN.	0	0	5.6	10.3	4.6	0	0	0	0	0	0	0	3.7	1.2	1.2	5.2	0.3	0	0	0	0	0	2	0.3	0.2	5.2	4.7	8.7	15	0.3	0
	NETT EVA	2.8	2.8	-2.5	-10	-3.5	2.3	2.5	3.3	2.5	3.5	2.5	2.5	-1.2	0.3	1.7	-4	1.8	1.8	3.3	2	3.3	3	-0.8	0.3	2.2	-5.2	-2.9	-8.6	-14.5	1.2	3
1	STAGE	*	*	*	*	*	*	*	*	*	*	*	*	*	*	*	*	*	*	*	3.038	3.033	3.023	3.093	3.043	2.993	2.988	2.988	2.988	2.993	3.008	3.008
	VOLUME																				6864	6836	6780	7175	6893	6613	6587	6587	6587	6613	6695	6695
	SALINITY	*	*	*	*	*	*	*	*	*	*	*	*	*	*	*	*	*	*	*	*	*	*	*	*	*	*	*	*	*	*	*
	AREA																				0.555	0.554	0.551	0.569	0.556	0.543	0.542	0.542	0.542	0.543	0.547	0.547
2	STAGE	*	*	*	*	*	*	*	*	*	*	*	*	*	*	*	*	*	*	2.322	2.312	2.292	2.292	2.292	2.282	2.272	2.262	2.262	2.252	2.252	2.262	2.252
	VOLUME																			15552	15392	15072	15072	15072	14912	14752	14592	14592	14432	14432	14592	14432
	SALINITY	*	*	*	*	*	*	*	*	*	*	*	*	*	*	*	*	*	*	*	*	*	*	*	*	*	*	*	*	*	*	*
	AREA																			1.184	1.183	1.182	1.182	1.182	1.181	1.18	1.179	1.179	1.178	1.178	1.179	1.178
3	STAGE	*	*	*	*	*	*	*	*	*	*	*	*	*	*	*	*	*	*	1.639	1.624	1.609	1.599	1.399	1.349	1.299	1.269	1.259	1.249	1.249	1.249	1.244
	VOLUME																			5702	5607	5512	5450	4210	3905	3599	3416	3355	3296	3296	3296	3276
	SALINITY	*	*	*	*	*	*	*	*	*	*	*	*	*	*	*	*	*	*	*	*	*	*	*	*	*	*	*	*	*	*	*
	AREA																			0.602	0.601	0.6	0.6	0.575	0.566	0.557	0.551	0.55	0.548	0.548	0.548	0.546
4	STAGE	*	*	*	*	*	*	*	*	*	*	*	*	*	*	*	*	*	*	*	2.888	2.863	2.828	2.733	2.688	2.643	*	*	*	2.293	2.303	2.903
	VOLUME																				9732	9623	9399	8797	8526	8254				6011	6078	9879
	SALINITY	*	*	*	*	*	*	*	*	*	*	*	*	*	*	*	*	*	*	*	*	*	*	*	*	*	*	*	*	*	*	*
	AREA																				0.625	0.622	0.619	0.61	0.605	0.6				0.549	0.551	0.626
5	STAGE	*	*	*	*	*	*	*	*	*	*	*	*	*	*	*	*	*	*	*	1.244	1.234	1.229	1.289	1.246	1.204	1.194	1.189	1.189	1.193	1.209	1.189
	VOLUME																				1442	1424	1415	1549	1446	1370	1352	1342	1342	1350	1379	1342
	SALINITY	*	*	*	*	*	*	*	*	*	*	*	*	*	*	*	*	*	*	*	*	*	*	*	*	*	*	*	*	*	*	*
	AREA																				0.298	0.294	0.293	0.31	0.299	0.284	0.281	0.279	0.279	0.28	0.286	0.279
6	STAGE	*	*	*	*	*	*	*	*	*	*	*	*	*	*	*	*	*	*	*	2.058	2.053	2.063	2.068	1.575	1.083	2.078	2.083	2.068	2.078	2.078	2.063
	VOLUME																				11992	11941	12043	12094	7880	5742	12196	12247	12094	12196	12196	12043
	SALINITY	*	*	*	*	*	*	*	*	*	*	*	*	*	*	*	*	*	*	*	*	*	*	*	*	*	*	*	*	*	*	*
	AREA																				0.954	0.954	0.955	0.955	0.862	0.763	0.956	0.957	0.955	0.956	0.956	0.955
7	STAGE	*	*	*	*	*	*	*	*	*	*	*	*	*	*	*	*	*	*	3.046	3.046	3.046	3.051	3.061	3.066	3.071	3.071	3.041	3.051	3.061	3.046	3.026
	VOLUME																			12078	12078	12078	12109	12169	12199	12230	12230	12048	12109	12169	12078	11957
	SALINITY	*	*	*	*	*	*	*	*	*	*	*	*	*	*	*	*	*	*	*	*	*	*	*	*	*	*	*	*	*	*	*
	AREA																			0.672	0.672	0.672	0.672	0.673	0.674	0.674	0.674	0.672	0.672	0.673	0.672	0.67
8	STAGE	*	*	*	*	*	*	*	*	*	*	*	*	*	*	*	*	*	*	*	*	*	*	*	*	*	*	*	*	*	*	*
	VOLUME																															
	SALINITY	*	*	*	*	*	*	*	*	*	*	*	*	*	*	*	*	*	*	*	*	*	*	*	*	*	*	*	*	*	*	*
	AREA																															
9	STAGE	*	*	*	*	*	*	*	*	*	*	*	*	*	*	*	*	*	*	*	*	*	1.177	1.187	1.172	1.157	1.152	1.147	1.142	1.147	1.152	1.147
	VOLUME																						2077	2104	2064	2024	2011	1998	1985	1998	2011	1998
	SALINITY	*	*	*	*	*	*	*	*	*	*	*	*	*	*	*	*	*	*	*	*	*	*	*	*	*	*	*	*	*	*	*
	AREA																						0.283	0.285	0.283	0.281	0.28	0.279	0.278	0.279	0.28	0.279
10	STAGE	*	*	*	*	*	*	*	*	*	*	*	*	*	*	*	*	*	*	2.165	2.04	2.18	2.35	2.16	2.17	2.18	2.175	2.145	2.14	2.15	2.07	2.085
	VOLUME																			7822	6972	7924	9273	7788	7856	7924	7890	7686	7652	7720	7176	7278
	SALINITY	*	*	*	*	*	*	*	*	*	*	*	*	*	*	*	*	*	*	*	*	*	*	*	*	*	*	*	*	*	*	*
	AREA																			0.677	0.664	0.679	0.696	0.677	0.678	0.679	0.678	0.675	0.675	0.676	0.667	0.669
11	STAGE	*	*	*	*	*	*	*	*	*	*	*	*	*	*	*	*	*	*	0.905	0.88	0.92	0.895	0.91	0.915	0.92	0.91	0.87	0.875	0.89	0.81	0.825
	VOLUME																			335	318	345	328	339	342	345	339	312	315	325	271	281
	SALINITY	*	*	*	*	*	*	*	*	*	*	*	*	*	*	*	*	*	*	*	*	*	*	*	*	*	*	*	*	*	*	*
	AREA																			0.061	0.061	0.062	0.061	0.062	0.062	0.062	0.062	0.061	0.061	0.061	0.06	0.06
12	STAGE	*	*	*	*	*	*	*	*	*	*	*	*	*	*	*	*	*	*	*	7.454	7.54	7.56	7.56	7.55	7.54	7.53	7.435	7.53	7.535	7.54	7.53
	VOLUME																				10372	106111	106667	106667	106389	106111	105833	103194	105833	105973	106111	105833
	SALINITY	*	*	*	*	*	*	*	*	*	*	*	*	*	*	*	*	*	*	*	*	*	*	*	*	*	*	*	*	*	*	*
	AREA																				4.899	5.041	5.074	5.074	5.058	5.041	5.025	4.868	5.025	5.033	5.041	5.025

DAM DATA AUGUST Stage in meters Volume in cubic meters Salinity in milligrams/liter Area in hectares

DATE	1	2	3	4	5	6	7	8	9	10	11	12	13	14	15	16	17	18	19	20	21	22	23	24	25	26	27	28	29	30	31
13 STAGE	*	*	*	*	*	*	*	*	*	*	*	*	*	*	*	*	*	*	*	*	1.97	1.95	1.96	1.933	1.905	1.89	1.88	1.87	1.85	1.86	1.845
VOLUME																					1412	1380	1396	1352	1307	1283	1267	1251	1219	1235	1210
SALINITY	*	*	*	*	*	*	*	*	*	*	*	*	*	*	*	*	*	*	*	*	*	*	*	*	*	*	*	*	*	*	*
AREA																					0.148	0.146	0.147	0.145	0.143	0.142	0.141	0.14	0.139	0.139	0.138
14 STAGE	*	*	*	*	*	*	*	*	*	*	*	*	*	*	*	*	*	*	*	*	3.024	3.019	2.964	2.869	2.774	2.769	2.769	2.764	2.764	2.784	2.779
VOLUME																					3046	3036	2930	2746	2564	2552	2552	2542	2542	2581	2571
SALINITY	*	*	*	*	*	*	*	*	*	*	*	*	*	*	*	*	*	*	*	*	*	*	*	*	*	*	*	*	*	*	*
AREA																					0.198	0.197	0.194	0.188	0.182	0.181	0.181	0.181	0.181	0.182	0.182
15 STAGE	*	*	*	*	*	*	*	*	*	*	*	*	*	*	*	*	*	*	*	*	*	2.9	2.89	2.848	2.805	2.79	2.775	2.775	2.855	3.03	2.94
VOLUME																						2470	2452	2376	2299	2272	2245	2245	2389	2704	2542
SALINITY	*	*	*	*	*	*	*	*	*	*	*	*	*	*	*	*	*	*	*	*	*	*	*	*	*	*	*	*	*	*	*
AREA																						0.208	0.207	0.203	0.199	0.198	0.196	0.196	0.204	0.221	0.212
16 STAGE	*	*	*	*	*	*	*	*	*	*	*	*	*	*	*	*	*	*	*	*	*	1.195	1.19	1.188	1.185	1.18	1.19	1.19	1.19	1.205	1.2
VOLUME																						2972	2951	2943	2930	2910	2951	2951	2951	3013	2993
SALINITY	*	*	*	*	*	*	*	*	*	*	*	*	*	*	*	*	*	*	*	*	*	*	*	*	*	*	*	*	*	*	*
AREA																						0.436	0.435	0.435	0.435	0.434	0.435	0.435	0.435	0.436	0.436
17 STAGE	*	*	*	*	*	*	*	*	*	*	*	*	*	*	*	*	*	*	*	*	3.59	3.585	3.58	3.573	3.565	3.56	3.56	3.55	2.506	2.51	2.51
VOLUME																					3486	3476	3465	3451	3434	3424	3424	3403	1758	1764	1764
SALINITY	*	*	*	*	*	*	*	*	*	*	*	*	*	*	*	*	*	*	*	*	*	*	*	*	*	*	*	*	*	*	*
AREA																					0.213	0.213	0.213	0.212	0.212	0.212	0.212	0.211	0.151	0.152	0.152
18 STAGE	*	*	*	*	*	*	*	*	*	*	*	*	*	*	*	*	*	*	*	*	*	3.45	3.445	3.443	3.44	3.435	3.295	3.44	3.995	3.465	3.47
VOLUME																						8620	8593	8582	8566	8539	7789	8566	11598	8700	8727
SALINITY	*	*	*	*	*	*	*	*	*	*	*	*	*	*	*	*	*	*	*	*	*	*	*	*	*	*	*	*	*	*	*
AREA																						0.493	0.492	0.492	0.492	0.491	0.479	0.492	0.557	0.494	0.494
19 STAGE	*	*	*	*	*	*	*	*	*	*	*	*	*	*	*	*	*	*	*	*	*	2.443	2.438	2.438	2.438	2.438	2.443	2.443	2.453	2.463	2.468
VOLUME																						3353	3342	3342	3342	3342	3353	3353	3374	3396	3406
SALINITY	*	*	*	*	*	*	*	*	*	*	*	*	*	*	*	*	*	*	*	*	*	*	*	*	*	*	*	*	*	*	*
AREA																						0.245	0.245	0.245	0.245	0.245	0.245	0.245	0.246	0.247	0.247
20 STAGE	*	*	*	*	*	*	*	*	*	*	*	*	*	*	*	*	*	*	*	*	*	2.47	2.46	2.467	2.475	2.555	2.48	2.48	2.49	2.5	2.5
VOLUME																						2888	2850	2877	2907	3194	2926	2926	2965	3003	3003
SALINITY	*	*	*	*	*	*	*	*	*	*	*	*	*	*	*	*	*	*	*	*	*	*	*	*	*	*	*	*	*	*	*
AREA																						0.348	0.346	0.348	0.349	0.364	0.35	0.35	0.351	0.353	0.353
21 STAGE	*	*	*	*	*	*	*	*	*	*	*	*	*	*	*	*	*	*	*	*	*	2.103	2.098	2.046	1.993	2.123	1.983	1.973	2.473	1.993	1.983
VOLUME																						6671	6573	6272	5909	6811	5851	5793	9283	5909	5851
SALINITY	*	*	*	*	*	*	*	*	*	*	*	*	*	*	*	*	*	*	*	*	*	*	*	*	*	*	*	*	*	*	*
AREA																						0.69	0.69	0.685	0.679	0.692	0.677	0.675	0.715	0.679	0.677
22 STAGE	*	*	*	*	*	*	*	*	*	*	*	*	*	*	*	*	*	*	*	*	*	*	*	*	*	*	*	*	*	1.52	1.51
VOLUME																														4712	4664
SALINITY	*	*	*	*	*	*	*	*	*	*	*	*	*	*	*	*	*	*	*	*	*	*	*	*	*	*	*	*	*	*	*
AREA																														0.573	0.572
23 STAGE	*	*	*	*	*	*	*	*	*	*	*	*	*	*	*	*	*	*	*	*	*	*	*	*	*	*	*	*	*	1.77	1.76
VOLUME																														5004	4952
SALINITY	*	*	*	*	*	*	*	*	*	*	*	*	*	*	*	*	*	*	*	*	*	*	*	*	*	*	*	*	*	*	*
AREA																														0.627	0.625
24 STAGE	*	*	*	*	*	*	*	*	*	*	*	*	*	*	*	*	*	*	*	*	*	1.73	1.73	1.68	1.63	2.105	1.995	1.75	1.925	1.915	1.88
VOLUME																						2022	2022	1915	1808	2898	2589	2065	2440	2418	2343
SALINITY	*	*	*	*	*	*	*	*	*	*	*	*	*	*	*	*	*	*	*	*	*	*	*	*	*	*	*	*	*	*	*
AREA																						0.237	0.237	0.235	0.233	0.252	0.248	0.238	0.245	0.245	0.243
25 STAGE	*	*	*	*	*	*	*	*	*	*	*	*	*	*	*	*	*	*	*	*	*	1.41	1.36	1.588	1.815	1.865	1.86	1.935	1.925	1.915	1.895
VOLUME																						2873	2714	3551	4560	4783	4761	5094	5050	5005	4916
SALINITY	*	*	*	*	*	*	*	*	*	*	*	*	*	*	*	*	*	*	*	*	*	*	*	*	*	*	*	*	*	*	*
AREA																						0.392	0.385	0.413	0.431	0.435	0.435	0.441	0.44	0.439	0.438

DAM DATA AUGUST Stage in meters Volume in cubic meters Salinity in milligrams/liter Area in hectares

DATE	1	2	3	4	5	6	7	8	9	10	11	12	13	14	15	16	17	18	19	20	21	22	23	24	25	26	27	28	29	30	31
26 STAGE	*	*	*	*	*	*	*	*	*	*	*	*	*	*	*	*	*	*	*	*	*	*	*	*	*	*	*	*	*	1.528	1.523
VOLUME																														4762	4728
SALINITY	*	*	*	*	*	*	*	*	*	*	*	*	*	*	*	*	*	*	*	*	*	*	*	*	*	*	*	*	*	*	*
AREA																														0.617	0.616
27 STAGE	*	*	*	*	*	*	*	*	*	*	*	*	*	*	*	*	*	*	*	*	*	*	*	*	*	*	*	*	1.181	0.794	0.774
VOLUME																													1126	667	645
SALINITY	*	*	*	*	*	*	*	*	*	*	*	*	*	*	*	*	*	*	*	*	*	*	*	*	*	*	*	*	*	*	*
AREA																													0.14	0.118	0.116
28 STAGE	*	*	*	*	*	*	*	*	*	*	*	*	*	*	*	*	*	*	*	*	*	*	*	*	*	*	*	*	1.16	1.37	1.6
VOLUME																													5128	6871	8876
SALINITY	*	*	*	*	*	*	*	*	*	*	*	*	*	*	*	*	*	*	*	*	*	*	*	*	*	*	*	*	*	*	*
AREA																													0.832	0.862	0.888
29 STAGE	*	*	*	*	*	*	*	*	*	*	*	*	*	*	*	*	*	*	*	*	*	*	*	*	*	*	*	*	*	2.095	2.09
VOLUME																														6035	6007
SALINITY	*	*	*	*	*	*	*	*	*	*	*	*	*	*	*	*	*	*	*	*	*	*	*	*	*	*	*	*	*	*	*
AREA																														0.508	0.507
30 STAGE	*	*	*	*	*	*	*	*	*	*	*	*	*	*	*	*	*	*	*	*	*	*	*	*	*	*	*	*	*	4.955	4.935
VOLUME																														136598	135501
SALINITY	*	*	*	*	*	*	*	*	*	*	*	*	*	*	*	*	*	*	*	*	*	*	*	*	*	*	*	*	*	*	*
AREA																														5.38	5.367
31 STAGE	*	*	*	*	*	*	*	*	*	*	*	*	*	*	*	*	*	*	*	*	*	*	*	*	*	*	*	*	*	4.754	5.95
VOLUME																														115516	189808
SALINITY	*	*	*	*	*	*	*	*	*	*	*	*	*	*	*	*	*	*	*	*	*	*	*	*	*	*	*	*	*	*	*
AREA																														4.567	5.246
32 STAGE	*	*	*	*	*	*	*	*	*	*	*	*	*	*	*	*	*	*	*	*	*	*	*	*	*	*	*	*	*	1.075	1.185
VOLUME																														1169	1417
SALINITY	*	*	*	*	*	*	*	*	*	*	*	*	*	*	*	*	*	*	*	*	*	*	*	*	*	*	*	*	*	*	*
AREA																														0.237	0.246
33 STAGE	*	*	*	*	*	*	*	*	*	*	*	*	*	*	*	*	*	*	*	*	*	*	*	*	*	*	*	*	*	2.12	2.155
VOLUME																														1822	1876
SALINITY	*	*	*	*	*	*	*	*	*	*	*	*	*	*	*	*	*	*	*	*	*	*	*	*	*	*	*	*	*	*	*
AREA																														0.158	0.159
34 STAGE	*	*	*	*	*	*	*	*	*	*	*	*	*	*	*	*	*	*	*	*	*	*	*	*	*	*	*	*	*	1.14	1.135
VOLUME																														2046	2030
SALINITY	*	*	*	*	*	*	*	*	*	*	*	*	*	*	*	*	*	*	*	*	*	*	*	*	*	*	*	*	*	*	*
AREA																														0.35	0.349
35 STAGE	*	*	*	*	*	*	*	*	*	*	*	*	*	*	*	*	*	*	*	*	*	*	*	*	*	*	*	*	*	1.71	1.71
VOLUME																														2736	2736
SALINITY	*	*	*	*	*	*	*	*	*	*	*	*	*	*	*	*	*	*	*	*	*	*	*	*	*	*	*	*	*	*	*
AREA																														0.321	0.321
36 STAGE	*	*	*	*	*	*	*	*	*	*	*	*	*	*	*	*	*	*	*	*	*	*	*	*	*	*	*	*	*	1.47	1.45
VOLUME																														1745	1708
SALINITY	*	*	*	*	*	*	*	*	*	*	*	*	*	*	*	*	*	*	*	*	*	*	*	*	*	*	*	*	*	*	*
AREA																														0.218	0.217
37 STAGE	*	*	*	*	*	*	*	*	*	*	*	*	*	*	*	*	*	*	*	*	*	*	1.175	1.108	1.041	0.935	0.91	0.855	0.83	0.815	1.695
VOLUME																							186	175	165	148	144	135	131	129	268
SALINITY	*	*	*	*	*	*	*	*	*	*	*	*	*	*	*	*	*	*	*	*	*	*	*	*	*	*	*	*	*	*	*
AREA																							0.016	0.016	0.016	0.016	0.016	0.016	0.016	0.016	0.016
38 STAGE	*	*	*	*	*	*	*	*	*	*	*	*	*	*	*	*	*	*	*	*	*	*	*	*	*	*	*	*	*	*	*
VOLUME																															
SALINITY	*	*	*	*	*	*	*	*	*	*	*	*	*	*	*	*	*	*	*	*	*	*	*	*	*	*	*	*	*	*	*
AREA																															

DAM DATA AUGUST Stage in meters Volume in cubic meters Salinity in milligrams/liter Area in hectares

	DATE	1	2	3	4	5	6	7	8	9	10	11	12	13	14	15	16	17	18	19	20	21	22	23	24	25	26	27	28	29	30	31
39	STAGE	*	*	*	*	*	*	*	*	*	*	*	*	*	*	*	*	*	*	*	*	*	*	*	*	*	*	*	*	*	*	*
	VOLUME																															
	SALINITY	*	*	*	*	*	*	*	*	*	*	*	*	*	*	*	*	*	*	*	*	*	*	*	*	*	*	*	*	*	*	*
	AREA																															
40	STAGE	*	*	*	*	*	*	*	*	*	*	*	*	*	*	*	*	*	*	*	*	*	*	*	*	*	*	*	*	*	*	*
	VOLUME																															
	SALINITY	*	*	*	*	*	*	*	*	*	*	*	*	*	*	*	*	*	*	*	*	*	*	*	*	*	*	*	*	*	*	*
	AREA																															
41	STAGE	*	*	*	*	*	*	*	*	*	*	*	*	*	*	*	*	*	*	*	*	*	*	*	*	*	*	*	*	*	*	*
	VOLUME																															
	SALINITY	*	*	*	*	*	*	*	*	*	*	*	*	*	*	*	*	*	*	*	*	*	*	*	*	*	*	*	*	*	*	*
	AREA																															
42	STAGE	*	*	*	*	*	*	*	*	*	*	*	*	*	*	*	*	*	*	*	*	*	*	*	*	*	*	*	*	*	*	*
	VOLUME																															
	SALINITY	*	*	*	*	*	*	*	*	*	*	*	*	*	*	*	*	*	*	*	*	*	*	*	*	*	*	*	*	*	*	*
	AREA																															
	TOT.VOL	0	0	0	0	0	0	0	0	0	0	0	0	0	0	0	0	0	0	41489	80769	184810	218352	215416	210079	206947	205704	200624	203904	221597	382320	385988
	TOT.AREA	0	0	0	0	0	0	0	0	0	0	0	0	0	0	0	0	0	0	3.196	10.512	11.219	14.354	14.342	14.206	14.047	13.638	13.429	13.595	15.183	24.114	24.162

EXCLUDED ARE DAMS 24,31,40,41,42.

DAM DATA SEPTEMBER Stage in meters Volume in cubic meters Salinity in milligrams/liter Area in hectares

DAM NO.	DATE	1	2	3	4	5	6	7	8	9	10	11	12	13	14	15	16	17	18	19	20	21	22	23	24	25	26	27	28	29	30
	EVAP.	2.8	3	3.3	6	5.8	3	3.3	2.5	3	0.1	2.5	3.5	3.8	5.8	7	4.3	3.8	4	4.8	5.5	6	3.7	2.4	2.5	4	5.8	4.8	4.8	5	5.6
	RAIN.	0	0	0	0	0	0	0	0	0	13.7	0.3	0	0	0	0	0	0	0	0	0	1	1.5	3.6	1.8	0	0	0	0	0	0.4
	NETT EVA	2.8	3	3.3	6	5.8	3	3.3	2.5	3	-13.6	2.2	3.5	3.8	5.8	7	4.3	3.8	4	4.8	5.5	5	2.2	-1.2	0.7	4	5.8	4.8	4.8	5	5.2
1	STAGE	3.003	2.958	2.933	2.883	2.883	2.858	2.843	2.818	2.793	2.753	2.863	3.238	3.513	3.693	3.693	3.918	3.533	3.408	3.283	3.188	3.113	3.093	2.843	2.823	2.803	2.783	2.763	2.778	3.338	3.403
	VOLUME	6667	6430	6299	6083	6083	5907	5828	5697	5567	5357	5933	7993	9538	10448	10448	11585	9639	8953	8247	7711	7288	7175	5828	5723	5619	5514	5410	5488	8558	8925
	SALINITY	*	129	129	129	129	129	129	129	129	129	129	129	129	129	129	129	129	129	129	129	129	129	129	129	129	129	129	129	129	129
	AREA	0.546	0.533	0.527	0.513	0.513	0.506	0.502	0.495	0.488	0.477	0.507	0.607	0.679	0.731	0.731	0.796	0.685	0.651	0.619	0.594	0.574	0.569	0.502	0.5	0.49	0.49	0.48	0.484	0.633	0.65
2	STAGE	2.247	2.237	2.232	2.222	2.212	2.202	2.192	2.187	2.177	2.172	2.172	2.172	2.167	2.162	2.152	2.257	2.247	1.992	2.262	2.232	2.202	2.247	2.252	2.282	2.282	2.202	2.202	1.972	2.127	2.027
	VOLUME	14369	14265	14213	14109	14005	12008	13797	13745	13641	13589	13589	13589	13537	13485	13381	14401	14369	11714	14592	14213	12008	14369	14432	14912	14912	12008	12008	11500	13121	12081
	SALINITY	*	137	137	137	137	137	137	137	137	137	137	137	137	137	137	137	137	137	137	137	137	137	137	137	137	137	137	137	137	137
	AREA	1.178	1.177	1.176	1.175	1.174	1.173	1.172	1.171	1.17	1.169	1.169	1.169	1.169	1.168	1.167	1.179	1.178	1.149	1.179	1.176	1.173	1.178	1.178	1.181	1.181	1.173	1.173	1.146	1.164	1.153
3	STAGE	1.229	1.219	1.209	1.199	1.189	1.169	1.159	1.149	1.139	1.009	0.989	1.019	1.049	1.119	1.344	1.624	1.719	1.689	1.449	1.439	1.429	1.409	1.329	1.269	1.144	1.129	1.119	1.109	1.099	0.959
	VOLUME	3216	3176	3136	3096	3056	2976	2936	2896	2856	2336	2265	2376	2496	2776	3874	5607	6205	6016	4515	4454	4393	4271	3783	3416	2876	2816	2776	2736	2696	2169
	SALINITY	*	109	109	109	109	109	109	109	109	109	109	109	109	109	109	109	109	109	109	109	109	109	109	109	109	109	109	109	109	109
	AREA	0.543	0.54	0.538	0.535	0.533	0.528	0.525	0.523	0.52	0.487	0.482	0.49	0.497	0.515	0.509	0.601	0.608	0.606	0.584	0.582	0.58	0.577	0.562	0.552	0.521	0.518	0.515	0.512	0.51	0.475
4	STAGE	2.898	2.884	2.888	2.183	2.278	2.268	2.263	2.258	2.253	2.348	2.543	2.798	3.043	3.233	3.268	3.173	3.093	2.993	2.828	2.703	2.693	2.673	2.543	3.033	2.233	2.705	2.048	2.038	2.033	2.028
	VOLUME	9847	9758	9783	5370	5911	5845	5812	5778	5745	6378	7650	9207	10775	11991	12219	11607	11095	10455	9399	8616	8556	8435	7650	10711	5635	8628	4654	4601	4574	4548
	SALINITY	*	151	151	151	151	151	151	151	151	151	151	151	151	151	151	151	151	151	151	151	151	151	151	151	151	151	151	151	151	151
	AREA	0.626	0.624	0.625	0.529	0.547	0.545	0.544	0.543	0.542	0.56	0.588	0.616	0.64	0.662	0.666	0.655	0.646	0.634	0.619	0.607	0.605	0.603	0.588	0.639	0.539	0.607	0.504	0.502	0.501	0.5
5	STAGE	1.284	1.174	1.169	1.154	1.149	1.139	1.134	1.129	1.229	1.219	1.134	1.129	1.109	1.099	1.094	1.084	1.039	1.014	0.989	1.419	1.479	1.409	1.069	1.047	1.024	1.504	1.724	1.649	1.649	1.394
	VOLUME	1537	1315	1306	1279	1270	1252	1243	1234	1401	1397	1243	1234	1198	1179	1170	1152	1070	1025	980	1868	2015	1844	1125	1084	1043	2079	2753	2524	2524	1807
	SALINITY	*	116	116	116	116	116	116	116	116	116	116	116	116	116	116	116	116	116	116	116	116	116	116	116	116	116	116	116	116	116
	AREA	0.309	0.274	0.272	0.267	0.265	0.261	0.26	0.258	0.295	0.289	0.26	0.258	0.251	0.247	0.247	0.242	0.227	0.218	0.208	0.344	0.36	0.341	0.237	0.229	0.221	0.366	0.428	0.407	0.407	0.337
6	STAGE	2.048	2.038	2.038	2.038	2.028	2.023	2.018	2.028	2.023	2.013	2.008	2.003	2.008	2.008	2.008	1.998	1.993	1.993	2.038	2.018	2.048	1.983	1.868	1.758	1.728	1.748	1.803	1.798	1.908	1.928
	VOLUME	11890	11788	11788	11788	11686	11635	11584	11686	11635	11533	11482	11431	11482	11482	11482	11383	11341	11341	11788	11584	11890	11257	10291	9367	9122	9283	9745	9703	10627	10795
	SALINITY	*	130	130	130	130	130	130	130	130	130	130	130	130	130	130	130	130	130	130	130	130	130	130	130	130	130	130	130	130	130
	AREA	0.953	0.952	0.952	0.952	0.951	0.95	0.95	0.951	0.95	0.949	0.949	0.948	0.949	0.949	0.949	0.948	0.947	0.947	0.952	0.95	0.953	0.945	0.924	0.904	0.898	0.903	0.913	0.912	0.931	0.935
7	STAGE	3.016	3.021	3.026	3.001	3.011	3.011	3.011	3.026	3.001	2.991	2.971	2.991	2.991	3.001	2.996	2.981	2.986	3.001	2.991	2.961	2.901	2.806	2.671	2.596	2.751	2.836	2.971	3.001	2.961	2.921
	VOLUME	11897	11927	11957	11806	11867	11867	11867	11957	11806	11742	11614	11742	11742	11806	11774	11678	11710	11806	11742	11550	11166	10558	9742	9308	1.206	10750	11614	11806	11550	11294
	SALINITY	*	123	123	123	123	123	123	123	123	123	123	123	123	123	123	123	123	123	123	123	123	123	123	123	123	123	123	123	123	123
	AREA	0.669	0.67	0.67	0.668	0.669	0.669	0.669	0.67	0.668	0.667	0.664	0.667	0.667	0.668	0.667	0.665	0.666	0.668	0.667	0.663	0.655	0.642	0.624	0.613	0.635	0.646	0.664	0.668	0.663	0.658
8	STAGE	*	*	*	*	*	*	*	*	*	*	*	*	*	*	*	*	*	*	*	*	*	*	*	*	*	*	*	*	*	*
	VOLUME																														
	SALINITY	*	*	*	*	*	*	*	*	*	*	*	*	*	*	*	*	*	*	*	*	*	*	*	*	*	*	*	*	*	*
	AREA																														
9	STAGE	1.137	1.132	1.122	1.117	1.137	1.557	1.402	1.382	1.362	1.342	1.337	1.327	1.212	1.197	1.137	1.037	1.027	1.007	0.937	1.062	1.077	1.047	0.927	0.81	0.856	0.902	0.949	0.995	1.041	1.087
	VOLUME	1972	1958	1932	1919	1972	3044	2653	2603	2552	2502	2489	2464	2170	2130	1972	1708	1681	1628	1451	1774	1813	1734	1425	1130	1248	1366	1485	1603	1721	1839
	SALINITY	*	133	133	133	133	133	133	133	133	133	133	133	133	133	133	133	133	133	133	133	133	133	133	133	133	133	133	133	133	133
	AREA	0.278	0.277	0.276	0.275	0.278	0.341	0.317	0.314	0.311	0.308	0.307	0.306	0.298	0.286	0.278	0.263	0.262	0.259	0.25	0.267	0.269	0.265	0.248	0.233	0.239	0.246	0.252	0.258	0.265	0.271
10	STAGE	2.29	2.125	2.12	2.06	2.11	2.115	2.12	2.17	2.09	2.07	2.03	2.14	2.1	2.11	2.105	2.095	2.14	2.15	2.125	2.13	2.2	2.14	2.1	2.14	2.065	2.09	2.12	2.11	2.105	2.07
	VOLUME	8749	7550	7516	7108	7448	7482	7516	7856	7312	7176	6904	7652	7380	7448	7414	7346	7652	7720	7550	7584	8060	7652	7380	7652	7142	7312	7516	7448	7414	7176
	SALINITY	*	124	124	124	124	124	124	124	124	124	124	124	124	124	124	124	124	124	124	124	124	124	124	124	124	124	124	124	124	124
	AREA	0.69	0.673	0.672	0.666	0.671	0.672	0.672	0.678	0.669	0.667	0.663	0.675	0.67	0.671	0.671	0.67	0.675	0.676	0.673	0.674	0.681	0.675	0.67	0.675	0.667	0.669	0.672	0.671	0.671	0.667
11	STAGE	0.83	0.865	0.86	0.8	0.85	0.855	0.855	0.91	0.83	0.81	0.77	0.88	0.85	0.85	0.845	0.84	0.875	0.89	0.865	0.87	0.94	0.88	0.84	0.88	0.815	0.835	0.86	0.85	0.85	0.81
	VOLUME	284	308	304	264	298	301	301	339	284	271	244	318	298	298	294	291	315	325	308	312	359	318	291	318	274	288	305	298	298	271
	SALINITY	*	124	124	124	124	124	124	124	124	124	124	124	124	124	124	124	124	124	124	124	124	124	124	124	124	124	124	124	124	124
	AREA	0.06	0.061	0.061	0.06	0.061	0.061	0.061	0.62	0.06	0.06	0.059	0.061	0.061	0.061	0.061	0.06	0.061	0.061	0.061	0.061	0.062	0.061	0.06	0.061	0.06	0.06	0.061	0.061	0.061	0.06
12	STAGE	7.525	7.515	7.51	7.54	7.53	7.495	7.505	7.495	7.485	7.475	7.48	7.475	7.47	7.46	7.45	7.435	7.43	7.41	7.395	7.38	7.36	7.35	7.33	7.325	7.32	7.31	7.295	7.29	7.275	7.26
	VOLUME	105695	105417	105278	106111	105834	104861	105139	104861	104583	104305	104444	104305	104166	103889	103611	103194	103055	102499	102082	101666	101120	100832	100276	100137	99999	99720	99304	99165	98748	98331
	SALINITY	*	186	186	186	186	186	186	186	186	186	186	186	186	186	186	186	186	186	186	186	186	186	186	186	186	186	186	186	186	186
	AREA	5.016	5	4.992	5.041	5.025	4.967	4.983	4.967	4.95	4.934	4.942	4.934	4.926	4.909	4.893	4.868	4.86	4.827	4.802	4.777	4.744	4.728	4.695	4.686	4.678	4.662	4.637	4.629	4.604	4.579

DAM DATA SEPTEMBER Stage in meters Volume in cubic meters Salinity in milligrams/liter Area in hectares

DATE	1	2	3	4	5	6	7	8	9	10	11	12	13	14	15	16	17	18	19	20	21	22	23	24	25	26	27	28	29	30
13 STAGE	1.84	1.82	1.855	1.84	1.82	1.8	1.785	1.77	1.76	1.69	1.82	1.81	1.75	1.74	1.72	1.7	1.895	1.98	1.87	1.99	2.15	1.995	1.93	1.905	1.88	1.855	1.835	1.825	1.79	1.95
VOLUME	1203	1171	1227	1203	1171	1138	1114	1090	1074	992	1171	1154	1058	1047	1025	1003	1291	1428	1251	1443	1592	1452	1347	1307	1267	1275	1195	1179	1122	1380
SALINITY	*	93	93	93	93	93	93	93	93	93	93	93	93	93	93	93	93	93	93	93	93	93	93	93	93	93	93	93	93	93
AREA	0.138	0.136	0.139	0.138	0.136	0.135	0.134	0.133	0.132	0.126	0.136	0.136	0.131	0.13	0.128	0.127	0.142	0.148	0.14	0.149	0.156	0.15	0.145	0.143	0.141	0.139	0.137	0.137	0.134	0.146
14 STAGE	2.774	2.769	2.764	2.754	2.754	2.739	2.734	2.724	2.827	2.929	3.39	3.389	3.354	3.344	3.194	2.814	3.264	3.199	2.889	2.792	2.694	2.837	2.979	3.279	3.084	3.084	3.074	2.834	2.814	3.314
VOLUME	2562	2552	2542	2523	2523	2494	2484	2465	2664	2862	3749	3747	3680	3660	3372	2639	3507	3382	2785	2596	2406	2682	2959	3536	3161	3161	3142	3142	2639	2678
SALINITY	*	99	99	99	99	99	99	99	99	99	99	99	99	99	99	99	99	99	99	99	99	99	99	99	99	99	99	99	99	99
AREA	0.182	0.181	0.181	0.18	0.18	0.179	0.179	0.178	0.185	0.191	0.223	0.223	0.221	0.22	0.21	0.184	0.214	0.21	0.189	0.183	0.176	0.186	0.195	0.216	0.202	0.202	0.201	0.201	0.185	0.184
15 STAGE	2.92	2.91	2.905	2.89	2.82	3.54	2.72	2.68	2.583	2.485	2.5	2.645	2.77	2.75	2.69	2.61	2.605	2.39	2.44	2.95	2.91	2.89	2.815	2.785	2.79	2.78	2.725	2.71	2.545	2.41
VOLUME	2506	2488	2479	2452	2326	3622	2146	2074	1899	1723	1750	2011	2236	2200	2092	1948	1939	1552	1642	2560	2488	2452	2317	2263	2272	2254	2155	2128	1831	1588
SALINITY	*	158	158	158	158	158	158	158	158	158	158	158	158	158	158	158	158	158	158	158	158	158	158	158	158	158	158	158	158	158
AREA	0.21	0.209	0.209	0.207	0.201	0.27	0.191	0.187	0.178	0.169	0.17	0.184	0.196	0.194	0.188	0.181	0.18	0.159	0.164	0.213	0.209	0.207	0.2	0.197	0.198	0.197	0.192	0.19	0.174	0.161
16 STAGE	1.195	1.19	1.185	1.18	1.18	1.17	1.165	1.51	1.44	1.335	1.09	1.085	1.08	1.1	1.47	1.25	1.425	1.305	1.3	1.175	1.17	1.14	1.135	1.105	1.035	1.285	1.145	1.125	1.395	1.255
VOLUME	2972	2951	2930	2910	2910	2868	2847	4278	3988	3553	2536	2516	2495	2578	4113	3200	3926	3428	3407	2889	2868	2744	2723	2599	2308	3345	2764	2682	3801	3221
SALINITY	*	126	126	126	126	126	126	126	126	126	126	126	126	126	126	126	126	126	126	126	126	126	126	126	126	126	126	126	126	126
AREA	0.436	0.435	0.435	0.434	0.434	0.434	0.433	0.461	0.455	0.447	0.427	0.427	0.426	0.428	0.458	0.44	0.454	0.444	0.444	0.434	0.434	0.431	0.431	0.428	0.423	0.443	0.432	0.43	0.452	0.44
17 STAGE	3.565	3.56	3.55	2.49	2.49	2.48	2.48	2.47	2.47	4.26	4.34	4.3	4.32	4.22	4.185	3.91	3.65	3.46	3.42	3.42	3.41	3.41	3.405	3.08	2.77	2.52	2.49	2.63	3.44	4.035
VOLUME	3434	3424	3403	1739	1739	1729	1729	1718	1718	5009	5217	5113	5165	4905	4814	4147	3610	3233	3165	3165	3148	3148	3140	2592	2132	1778	1739	1934	3176	4425
SALINITY	*	73	73	73	73	73	73	73	73	73	73	73	73	73	73	73	73	73	73	73	73	73	73	73	73	73	73	73	73	73
AREA	0.212	0.212	0.211	0.15	0.15	0.15	0.15	0.149	0.149	0.251	0.255	0.253	0.254	0.249	0.247	0.233	0.217	0.206	0.204	0.204	0.203	0.203	0.203	0.184	0.152	0.167	0.15	0.159	0.204	0.24
18 STAGE	3.47	3.465	3.465	3.6	3.46	3.455	3.45	3.445	3.44	3.78	3.09	3.1	3.11	3.655	3.65	3.475	3.441	3.408	3.374	3.341	3.307	3.274	3.24	3.945	3.955	3.925	3.92	3.905	3.755	3.695
VOLUME	8727	8700	8700	9435	8674	8647	8620	8593	8566	10420	6690	6743	6797	9736	9709	8754	8574	8394	8214	8034	7854	7674	7494	11324	11379	11214	11187	11105	10284	9955
SALINITY	*	135	135	135	135	135	135	135	135	135	135	135	135	135	135	135	135	135	135	135	135	135	135	135	135	135	135	135	135	135
AREA	0.494	0.494	0.494	0.509	0.493	0.493	0.493	0.492	0.492	0.531	0.461	0.462	0.463	0.516	0.515	0.495	0.492	0.489	0.486	0.483	0.48	0.477	0.474	0.551	0.553	0.549	0.548	0.546	0.528	0.521
19 STAGE	2.37	2.468	2.468	2.468	2.458	2.458	2.453	2.373	2.248	2.306	2.364	2.421	2.479	2.537	2.595	2.652	2.71	2.768	2.298	2.218	2.038	2.488	2.483	1.978	2.508	2.353	2.348	2.338	2.354	2.371
VOLUME	3197	3407	3407	3407	3385	3385	3374	3203	2936	3060	3183	3307	3430	3554	3677	3801	3924	4048	3043	2871	2482	3449	3439	2352	3492	3160	3149	3128	3163	3198
SALINITY	*	99	99	99	99	99	99	99	99	99	99	99	99	99	99	99	99	99	99	99	99	99	99	99	99	99	99	99	99	99
AREA	0.24	0.247	0.247	0.247	0.247	0.247	0.246	0.24	0.23	0.235	0.239	0.244	0.248	0.253	0.257	0.262	0.266	0.271	0.234	0.228	0.214	0.249	0.249	0.21	0.251	0.238	0.238	0.237	0.238	0.24
20 STAGE	2.5	2.495	2.495	2.43	2.455	2.45	2.45	2.445	2.32	2.24	2.261	2.281	2.302	2.322	2.343	2.363	2.384	2.404	2.425	2.62	2.4	2.355	2.36	2.365	2.385	2.41	2.415	2.37	2.386	2.403
VOLUME	3003	2984	2984	2735	2831	2812	2812	2793	2314	2008	2087	2165	2244	2323	2401	2480	2559	2637	2716	3420	2620	2448	2467	2486	2563	2659	2678	2506	2568	2630
SALINITY	*	181	181	181	181	181	181	181	181	181	181	181	181	181	181	181	181	181	181	181	181	181	181	181	181	181	181	181	181	181
AREA	0.353	0.352	0.352	0.341	0.346	0.345	0.345	0.344	0.323	0.31	0.313	0.317	0.32	0.324	0.327	0.331	0.334	0.338	0.341	0.376	0.336	0.329	0.33	0.331	0.334	0.338	0.339	0.331	0.334	0.337
21 STAGE	1.968	1.943	1.953	1.928	1.918	1.903	2.273	2.268	2.238	2.058	1.993	1.983	1.973	1.953	1.953	1.933	2.163	1.978	2.109	2.239	2.413	2.253	2.233	2.138	2.513	2.599	2.528	2.453	2.298	2.238
VOLUME	5764	5619	5677	5532	5474	5387	7863	7828	7616	6356	5909	5851	5793	5677	5677	5561	7091	5822	6723	7623	8857	7721	7581	6916	9565	10158	9668	9141	8041	7616
SALINITY	*	103	103	103	103	103	103	103	103	103	103	103	103	103	103	103	103	103	103	103	103	103	103	103	103	103	103	103	103	103
AREA	0.674	0.669	0.671	0.666	0.665	0.662	0.706	0.706	0.704	0.686	0.679	0.677	0.675	0.671	0.671	0.667	0.696	0.676	0.69	0.704	0.712	0.705	0.703	0.694	0.717	0.726	0.719	0.714	0.707	0.704
22 STAGE	1.5	1.425	1.725	1.455	1.705	1.88	1.775	1.74	1.725	1.67	1.62	1.605	1.6	1.59	1.555	1.54	1.53	1.275	1.36	1.46	1.33	1.735	1.78	1.825	1.845	1.775	2.21	1.72	1.7	1.69
VOLUME	4617	4312	5682	4393	5587	6450	5925	5753	5682	5421	5185	5114	5090	5043	4877	4806	4759	3702	4047	4454	3925	5729	5952	6175	6275	5925	7848	5650	5550	5500
SALINITY	*	88	88	88	88	88	88	88	88	88	88	88	88	88	88	88	88	88	88	88	88	88	88	88	88	88	88	88	88	88
AREA	0.57	0.557	0.609	0.562	0.605	0.643	0.619	0.611	0.609	0.599	0.591	0.588	0.587	0.585	0.579	0.577	0.575	0.53	0.545	0.563	0.539	0.61	0.62	0.63	0.635	0.619	0.697	0.606	0.602	0.599
23 STAGE	1.75	1.74	1.405	1.725	1.715	1.7	1.695	1.675	1.665	1.635	1.635	1.625	1.63	1.615	1.595	1.585	1.58	1.565	1.55	1.545	1.525	1.5	1.495	1.485	1.515	1.85	1.985	1.335	1.635	1.61
VOLUME	4900	4848	3291	4771	4719	4642	4616	4512	4461	4306	4306	4254	4280	4202	4099	4047	4021	3944	3866	3841	3737	3608	3591	3558	3686	5420	6122	3058	4306	4176
SALINITY	*	94	94	94	94	94	94	94	94	94	94	94	94	94	94	94	94	94	94	94	94	94	94	94	94	94	94	94	94	94
AREA	0.623	0.621	0.533	0.617	0.615	0.611	0.61	0.605	0.603	0.595	0.595	0.593	0.594	0.591	0.586	0.583	0.582	0.579	0.575	0.574	0.569	0.563	0.561	0.558	0.567	0.645	0.675	0.511	0.595	0.589
24 STAGE	1.855	1.835	1.82	1.78	1.755	1.7	1.695	1.68	1.665	1.655	1.66	1.59	1.535	1.59	2.085	1.88	1.84	1.74	1.465	*	*	1.955	1.85	1.525	*	1.56	*	*	1.705	1.91
VOLUME	2290	2247	2215	2129	2076	1958	1947	1915	1883	1862	1872	1723	1605	1723	2841	2343	2258	2044	1467			2504	2279	1584		1658			1969	2407
SALINITY	*	85	85	85	85	85	85	85	85	85	85	85	85	85	85	85	85	85	85	85	85	85	85	85	85	85	85	85	85	85
AREA	0.242	0.241	0.241	0.239	0.238	0.236	0.236	0.235	0.235	0.234	0.234	0.232	0.229	0.232	0.251	0.243	0.242	0.238	0.224			0.246	0.242	0.229		0.23			0.236	0.244
25 STAGE	1.875	1.86	1.845	1.83	1.815	1.8	1.785	1.765	1.755	1.74	1.66	1.655	1.65	1.64	1.625	1.615	1.43	1.465	1.515	1.42	1.31	1.35	1.33	1.39	1.235	1.23	1.275	1.27	1.075	1.07
VOLUME	4827	4760	4694	4627	4560	4494	4427	4338	4294	4227	3871	3849	3827	3782	3716	3671	2937	3048	3227	2905	2555	2682	2618	2810	2316	2300	2443	2427	1806	1790
SALINITY	*	92	92	92	92	92	92	92	92	92	92	92	92	92	92	92	92	92	92	92	92	92	92	92	92	92	92	92	92	92
AREA	0.436	0.435	0.434	0.432	0.431	0.43	0.429	0.427	0.426	0.425	0.419	0.418	0.418	0.417	0.416	0.415	0.395	0.401	0.407	0.395	0.377	0.383	0.38	0.389	0.366	0.365	0.372	0.371	0.341	0.341

DAM DATA SEPTEMBER Stage in meters Volume in cubic meters Salinity in milligrams/liter Area in hectares

DATE	1	2	3	4	5	6	7	8	9	10	11	12	13	14	15	16	17	18	19	20	21	22	23	24	25	26	27	28	29	30
26 STAGE	1.523	1.518	1.513	1.508	1.498	1.483	1.478	1.473	1.468	1.46	1.393	1.388	1.378	1.383	1.373	1.333	1.358	1.378	1.413	1.403	1.273	1.258	1.268	1.353	1.538	1.493	1.698	1.693	1.678	1.483
VOLUME	4728	4693	4658	4624	4559	4490	4466	4443	4420	4383	4028	4051	4005	4028	3982	3797	3913	4005	4166	4120	3520	3450	3497	3889	4832	4536	5943	5908	5804	4490
SALINITY	*	107	107	107	107	107	107	107	107	107	107	107	107	107	107	107	107	107	107	107	107	107	107	107	107	107	107	107	107	107
AREA	0.62	0.62	0.619	0.618	0.616	0.612	0.611	0.609	0.608	0.606	0.587	0.585	0.582	0.584	0.581	0.57	0.577	0.582	0.592	0.589	0.553	0.548	0.551	0.575	0.623	0.615	0.647	0.646	0.644	0.612
27 STAGE	1.076	0.976	1.036	1.296	1.526	1.526	1.466	1.456	1.506	1.511	1.591	1.446	1.221	1.196	1.046	0.826	1.296	0.966	1.136	1.361	1.616	1.601	1.516	1.501	1.261	1.021	0.891	0.876	0.941	1.106
VOLUME	982	853	927	1284	1606	1606	1516	1503	1573	1581	1714	1489	1181	1147	941	699	1284	843	1064	1373	1756	1731	1590	1565	1236	907	766	750	817	1023
SALINITY	*	92	92	92	92	92	92	92	92	92	92	92	92	92	92	92	92	92	92	92	92	92	92	92	92	92	92	92	92	92
AREA	0.137	0.133	0.136	0.144	0.151	0.151	0.149	0.149	0.15	0.151	0.155	0.148	0.142	0.141	0.136	0.12	0.144	0.132	0.139	0.146	0.156	0.155	0.151	0.15	0.143	0.136	0.126	0.125	0.13	0.138
28 STAGE	1.79	1.75	1.7	1.155	1.61	1.57	1.535	1.5	1.475	1.445	1.43	1.41	1.39	1.37	1.345	1.37	1.305	1.28	1.265	1.25	1.245	1.215	1.2	0.76	1.17	1.15	1.145	1.14	1.16	1.235
VOLUME	10608	10242	9783	5087	8958	8592	8271	7950	7743	7494	7369	7203	7037	6871	6664	6871	6332	6124	6000	5875	5834	5585	5460	2648	5211	5045	5004	4962	5128	5751
SALINITY	*	119	119	119	119	119	119	119	119	119	119	119	119	119	119	119	119	119	119	119	119	119	119	119	119	119	119	119	119	119
AREA	0.903	0.9	0.896	0.832	0.889	0.886	0.883	0.88	0.877	0.872	0.87	0.867	0.865	0.862	0.858	0.862	0.853	0.849	0.847	0.845	0.844	0.84	0.838	0.733	0.834	0.831	0.83	0.83	0.832	0.843
29 STAGE	2.08	2.075	2.065	1.88	2.11	1.815	2	2.2	2.19	2.19	2.23	2.31	2.2	2.275	2.24	2.265	2.28	2.305	2.26	2.275	2.36	2.29	2.23	2.305	2.25	2.275	2.325	2.305	2.285	2.26
VOLUME	5951	5923	5866	4984	6120	4705	5500	6627	6570	5670	6796	7274	6627	7049	6852	6993	7078	7218	6965	7049	7528	7134	6627	7218	6909	7049	7331	7218	7106	6965
SALINITY	*	96	96	96	96	96	96	96	96	96	96	96	96	96	96	96	96	96	96	96	96	96	96	96	96	96	96	96	96	96
AREA	0.506	0.506	0.505	0.486	0.509	0.478	0.5	0.516	0.515	0.515	0.518	0.525	0.516	0.522	0.519	0.521	0.522	0.524	0.521	0.522	0.529	0.523	0.518	0.524	0.52	0.522	0.526	0.524	0.523	0.521
30 STAGE	4.945	4.535	5.005	5.055	5.065	5.045	5.075	5.095	5.085	5.065	5.085	5.135	5.165	5.185	5.175	5.18	5.145	5.115	5.095	5.085	5.135	5.13	5.105	5.095	5.045	5.005	4.995	5.005	4.985	4.48
VOLUME	136094	113554	139482	143628	144458	142799	145287	146946	146116	144458	146116	150263	152751	154410	153580	153995	151092	148604	146946	146116	150263	149848	147775	146946	142799	139482	138793	139482	138244	110536
SALINITY	*	102	102	102	102	102	102	102	102	102	102	102	102	102	102	102	102	102	102	102	102	102	102	102	102	102	102	102	102	102
AREA	5.374	5.103	5.411	5.423	5.426	5.421	5.428	5.433	5.43	5.426	5.43	5.442	5.45	5.454	5.452	5.453	5.445	5.438	5.433	5.43	5.442	5.441	5.435	5.433	5.421	5.411	5.407	5.411	5.4	5.067
31 STAGE	5.98	5.99	5.995	6.005	6.015	6.005	5.995	5.985	5.985	5.965	5.935	5.915	5.915	5.915	5.895	5.875	5.84	5.775	5.715	5.695	5.695	5.685	5.685	5.68	5.685	6.095	5.575	6.07	5.66	5.64
VOLUME	191783	192442	192771	193429	194087	193429	192776	192113	192113	190794	188755	187504	187504	187504	186188	184871	182567	178288	174338	173021	173021	172363	172363	172033	172363	199354	198696	197708	170717	169400
SALINITY	*	127	127	127	127	127	127	127	127	127	127	127	127	127	127	127	127	127	127	127	127	127	127	127	127	127	127	127	127	127
AREA	5.264	5.269	5.272	5.278	5.284	5.278	5.272	5.266	5.266	5.255	5.238	5.226	5.226	5.226	5.215	5.203	5.183	5.146	5.111	5.1	5.1	5.094	5.094	5.091	5.094	5.33	5.324	5.315	5.08	5.068
32 STAGE	1.76	1.73	1.63	1.55	1.495	1.07	1.48	1.48	1.04	1.53	1.55	1.705	1.71	1.73	1.72	1.72	1.56	1.45	1.3	1.2	1.24	1.345	1.49	1.5	1.48	1.42	1.44	1.35	1.485	1.73
VOLUME	2750	2678	2439	2248	2117	1158	2083	2083	1090	2200	2248	2619	2631	2678	2655	2655	2272	2015	1677	1451	1541	1778	2105	2128	2083	1948	1993	1790	2094	2678
SALINITY	*	124	124	124	124	124	124	124	124	124	124	124	124	124	124	124	124	124	124	124	124	124	124	124	124	124	124	124	124	124
AREA	0.284	0.283	0.279	0.276	0.274	0.236	0.272	0.272	0.234	0.275	0.276	0.282	0.282	0.283	0.282	0.282	0.276	0.27	0.256	0.248	0.251	0.26	0.273	0.274	0.272	0.267	0.269	0.261	0.273	0.283
33 STAGE	2.18	2.185	2.19	2.18	2.16	2.13	2.015	2.1	1.965	1.64	1.66	1.67	1.51	1.52	1.52	1.52	1.54	1.93	1.735	1.84	1.94	1.835	2.01	1.725	1.75	1.58	1.655	2.06	2.14	1.89
VOLUME	1914	1921	1929	1914	1883	1838	1663	1792	1587	1093	1123	1138	895	910	910	910	940	1534	1237	1397	1549	1389	1792	1222	1260	1002	1116	1731	1853	1473
SALINITY	*	134	134	134	134	134	134	134	134	134	134	134	134	134	134	134	134	134	134	134	134	134	134	134	134	134	134	134	134	134
AREA	0.159	0.159	0.16	0.159	0.159	0.158	0.158	0.157	0.153	0.133	0.135	0.135	0.126	0.126	0.126	0.126	0.127	0.151	0.139	0.145	0.151	0.145	0.155	0.139	0.14	0.13	0.134	0.156	0.158	0.148
34 STAGE	1.135	1.12	1.12	1.09	1.11	1.1	1.09	1.09	1.08	1.08	1.08	1.08	1.18	1.08	1.065	0.935	1.15	1.1	1.26	1.255	1.25	1.245	1.24	1.21	1.16	1.005	1.145	1.14	1.415	1.57
VOLUME	2028	1981	1981	1885	1949	1917	1885	1885	1853	1853	1853	1853	2175	1853	1804	1181	2078	1917	2432	2416	2400	2384	2368	2271	2110	1611	2062	2046	2931	3430
SALINITY	*	120	120	120	120	120	120	120	120	120	120	120	120	120	120	120	120	120	120	120	120	120	120	120	120	120	120	120	120	120
AREA	0.349	0.345	0.345	0.339	0.343	0.341	0.339	0.339	0.337	0.337	0.337	0.337	0.358	0.337	0.358	0.305	0.352	0.341	0.375	0.374	0.373	0.372	0.371	0.365	0.354	0.321	0.351	0.35	0.408	0.441
35 STAGE	1.71	1.7	1.68	1.42	1.42	1.41	1.415	1.405	1.4	1.36	1.37	1.375	1.37	1.64	1.36	1.48	1.585	1.8	1.76	1.855	1.78	1.72	1.51	1.77	1.715	1.725	1.72	1.74	1.64	1.75
VOLUME	2735	2709	2656	2012	2012	1991	2001	1980	1970	1885	1906	1917	1906	2551	1885	2140	2406	2973	2867	3118	2920	2762	2208	2894	2749	2775	2762	2815	2551	2841
SALINITY	*	106	106	106	106	106	106	106	106	106	106	106	106	106	106	106	106	106	106	106	106	106	106	106	106	106	106	106	106	106
AREA	0.321	0.319	0.315	0.274	0.274	0.274	0.274	0.273	0.273	0.271	0.272	0.272	0.272	0.307	0.271	0.277	0.295	0.339	0.331	0.35	0.335	0.323	0.28	0.333	0.322	0.324	0.323	0.327	0.307	0.329
36 STAGE	1.43	1.41	1.385	1.329	1.295	1.245	1.23	1.225	1.21	1.13	1.13	1.12	1.07	1.05	1.085	1.12	1.605	1.6	1.5	1.375	1.34	1.305	1.22	1.195	1.185	1.258	1.331	1.404	1.477	1.55
VOLUME	1671	1634	1587	1484	1421	1328	1301	1291	1264	1116	1116	1097	1005	968	1032	1097	2026	2015	1800	1569	1504	1439	1282	1236	1217	1355	1493	1632	1770	1908
SALINITY	*	100	100	100	100	100	100	100	100	100	100	100	100	100	100	100	100	100	100	100	100	100	100	100	100	100	100	100	100	100
AREA	0.216	0.215	0.213	0.21	0.208	0.205	0.204	0.204	0.203	0.198	0.198	0.197	0.194	0.193	0.195	0.197	0.226	0.226	0.22	0.213	0.21	0.208	0.203	0.202	0.201	0.205	0.21	0.214	0.219	0.223
37 STAGE	1.635	1.565	1.505	1.435	1.395	1.34	1.305	1.72	1.7	1.48	1.415	1.345	1.26	1.225	1.765	1.54	1.555	1.445	1.32	1.15	1.05	0.965	0.905	1.695	1.66	1.625	1.56	1.535	1.36	1.125
VOLUME	259	247	238	227	221	212	206	272	269	234	224	213	199	194	279	244	246	229	209	182	166	153	143	268	263	257	247	243	216	178
SALINITY	*	125	125	125	125	125	125	125	125	125	125	125	125	125	125	125	125	125	125	125	125	125	125	125	125	125	125	125	125	125
AREA	0.016	0.016	0.016	0.016	0.016	0.016	0.016	0.016	0.016	0.016	0.016	0.016	0.016	0.016	0.016	0.016	0.016	0.016	0.016	0.016	0.016	0.016	0.016	0.016	0.016	0.016	0.016	0.016	0.016	0.016
38 STAGE	*	*	*	*	*	*	*	*	*	*	*	*	*	*	*	*	*	*	*	*	*	*	*	*	*	*	*	*	*	*
VOLUME																														
SALINITY	*	*	*	*	*	*	*	*	*	*	*	*	*	*	*	*	*	*	*	*	*	*	*	*	*	*	*	*	*	*
AREA																														

DAM DATA SEPTEMBER Stage in meters Volume in cubic meters Salinity in milligrams/liter Area in hectares

	DATE	1	2	3	4	5	6	7	8	9	10	11	12	13	14	15	16	17	18	19	20	21	22	23	24	25	26	27	28	29	30
39	STAGE	*	*	*	*	*	*	*	*	*	*	*	*	*	*	*	*	*	*	*	*	*	*	*	*	*	*	*	*	*	*
	VOLUME																														
	SALINITY	*	*	*	*	*	*	*	*	*	*	*	*	*	*	*	*	*	*	*	*	*	*	*	*	*	*	*	*	*	*
	AREA																														
40	STAGE	*	*	*	*	*	*	*	*	*	*	*	*	*	*	*	*	*	*	*	*	*	*	*	*	*	*	*	*	*	*
	VOLUME																														
	SALINITY	*	*	*	*	*	*	*	*	*	*	*	*	*	*	*	*	*	*	*	*	*	*	*	*	*	*	*	*	*	*
	AREA																														
41	STAGE	*	*	*	*	*	*	*	*	*	*	*	*	*	*	*	*	*	*	*	*	*	*	*	*	*	*	*	*	*	*
	VOLUME																														
	SALINITY	*	*	*	*	*	*	*	*	*	*	*	*	*	*	*	*	*	*	*	*	*	*	*	*	*	*	*	*	*	*
	AREA																														
42	STAGE	*	*	*	*	*	*	*	*	*	*	*	*	*	*	*	*	*	*	*	*	*	*	*	*	*	*	*	*	*	*
	VOLUME																														
	SALINITY	*	*	*	*	*	*	*	*	*	*	*	*	*	*	*	*	*	*	*	*	*	*	*	*	*	*	*	*	*	*
	AREA																														
*	TOT.VOL	390805	364865	389635	381789	388516	384324	388729	391986	387959	386290	385756	394633	398658	405620	405140	403936	403665	393562	390426	390348	390640	390109	380593	381833	366873	376432	377177	371739	376538	345988
*	TOT.AREA	24.321	23.928	24.171	23.941	24.055	24.05	24.024	24.571	23.905	23.932	23.892	24.059	24.143	24.27	24.215	24.171	24.195	24.015	23.902	24.079	23.921	23.908	23.57	23.548	23.514	23.746	23.838	23.543	23.814	23.408

* EXCLUDED ARE DAMS 24,31,40,41,42.

DAM DATA OCTOBER Stage in meters Volume in cubic meters Salinity in milligrams/liter Area in hectares

DAM NO.	DATE	1	2	3	4	5	6	7	8	9	10	11	12	13	14	15	16	17	18	19	20	21	22	23	24	25	26	27	28	29	30	31
	EVAP.	2.6	4	6.3	4.3	2.5	1.9	5.5	5.3	7	7	8.8	1.4	1.9	3.8	3.8	5.3	7	6	8	7.8	7	6.5	6.8	7.8	7	8	3.3	6	7.8	2.2	3.3
	RAIN.	0	0	0	0	14.5	2.1	0	0	0	0	0	7.2	1.9	0	0	0	0	0	0	0	0	0	0	0	0	0	0	8	1.1	5.9	0.8
	NETT EVA	2.6	4	6.3	4.3	-12	-0.2	5.5	5.3	7	7	8.8	-5.8	0	3.8	3.8	5.3	7	6	8	7.8	7	6.5	6.8	7.8	7	8	3.3	6	6.7	-3.7	2.5
1	STAGE	3.543	3.678	3.693	3.693	3.693	3.693	3.693	3.693	3.693	3.693	3.693	3.693	3.893	3.693	3.693	3.693	3.643	3.483	3.423	3.413	3.393	3.313	3.233	3.163	2.953	2.948	2.963	3.138	3.313	3.433	3.633
	VOLUME	9689	10372	10448	10448	10448	10448	10448	10448	10448	10448	10448	10448	11459	10448	10448	10448	10195	9376	9037	8981	8868	8417	7965	7570	6404	6378	6456	7429	8417	9094	10144
	SALINITY	129	156	156	156	156	156	156	156	156	156	156	156	156	156	156	180	180	180	180	180	180	180	180	180	180	180	180	180	180	218	218
	AREA	0.687	0.727	0.731	0.731	0.731	0.731	0.731	0.731	0.731	0.731	0.731	0.731	0.789	0.731	0.731	0.731	0.716	0.671	0.655	0.652	0.647	0.626	0.606	0.587	0.532	0.531	0.535	0.581	0.626	0.658	0.714
2	STAGE	1.927	1.897	1.897	1.887	1.882	1.892	1.827	1.782	1.977	2.052	2.112	2.267	2.332	2.342	2.352	2.372	2.247	2.082	1.962	1.797	1.732	1.672	1.822	1.912	2.062	2.212	2.132	1.957	1.802	1.647	1.732
	VOLUME	11017	10696	10696	10589	10535	10642	9945	9463	11553	12341	12965	14672	15712	15872	16032	16352	14369	12653	11392	9624	8982	8521	9892	10857	12445	14005	13173	11339	9677	8329	8982
	SALINITY	137	134	134	134	134	134	134	134	134	134	134	134	134	134	134	179	179	179	179	179	179	179	179	179	179	179	179	179	179	218	218
	AREA	1.138	1.134	1.134	1.132	1.131	1.133	1.122	1.115	1.146	1.156	1.163	1.179	1.185	1.186	1.187	1.189	1.178	1.159	1.144	1.118	1.106	1.094	1.122	1.136	1.157	1.174	1.165	1.143	1.118	1.089	1.089
3	STAGE	0.964	0.999	0.929	0.909	0.994	1.069	1.144	1.219	1.519	1.729	1.794	1.859	1.929	1.914	1.894	1.874	1.849	1.759	1.749	1.699	1.104	0.784	0.689	0.724	0.841	0.957	1.074	1.269	1.484	1.159	0.989
	VOLUME	2185	2297	2073	2009	2081	2576	2876	3176	4947	6268	6694	7119	7581	7482	7350	7218	7053	6459	6394	6079	2716	1609	1348	1435	1822	2209	2596	3416	4729	2936	2265
	SALINITY	109	170	170	170	170	170	170	170	170	170	170	170	170	170	170	217	217	217	217	217	217	217	217	217	217	217	217	217	217	234	234
	AREA	0.476	0.485	0.468	0.463	0.484	0.502	0.521	0.54	0.594	0.609	0.614	0.619	0.624	0.623	0.622	0.62	0.618	0.611	0.61	0.607	0.511	0.433	0.41	0.419	0.447	0.476	0.504	0.551	0.59	0.525	0.482
4	STAGE	2.023	2.018	2.058	2.133	2.923	3.138	2.763	2.963	2.933	2.783	2.583	2.553	2.513	2.508	2.498	2.493	2.483	2.393	2.383	2.333	2.488	2.658	2.733	2.688	2.738	2.743	2.593	2.263	2.728	2.473	2.883
	VOLUME	4522	4495	4851	5105	10007	11383	8983	10263	10071	9111	7891	7710	7468	7438	7377	7343	7277	6677	6611	6278	7310	8344	8797	8525	8828	8858	7952	5958	8728	7227	9751
	SALINITY	151	146	146	146	146	146	146	146	146	146	146	146	146	146	146	181	181	181	181	181	181	181	181	181	181	181	181	181	181	234	234
	AREA	0.499	0.498	0.506	0.52	0.628	0.651	0.613	0.632	0.629	0.615	0.593	0.589	0.585	0.584	0.581	0.582	0.58	0.565	0.564	0.556	0.581	0.601	0.61	0.605	0.611	0.611	0.594	0.556	0.609	0.58	0.624
5	STAGE	1.024	1.057	1.089	1.389	1.719	1.719	1.694	1.679	1.669	1.659	1.639	1.624	1.619	1.614	1.599	1.559	1.219	1.054	0.949	0.959	0.969	0.979	0.989	1.219	1.429	1.649	1.299	1.354	1.429	1.269	1.489
	VOLUME	1043	1102	1161	1794	2738	2738	2661	2615	2585	2554	2493	2447	2432	2416	2370	2248	1397	1098	908	926	944	962	980	1397	1892	2524	1573	1708	1893	1500	2040
	SALINITY	116	137	137	137	137	137	137	137	137	137	137	137	137	137	137	185	185	185	185	185	185	185	185	185	185	185	185	185	185	234	234
	AREA	0.221	0.233	0.244	0.336	0.426	0.426	0.419	0.415	0.412	0.41	0.404	0.4	0.398	0.397	0.393	0.382	0.289	0.232	0.19	0.195	0.199	0.204	0.208	0.289	0.347	0.407	0.313	0.327	0.347	0.305	0.362
6	STAGE	1.953	1.963	2.003	2.008	1.993	2.053	2.058	2.068	2.063	2.068	2.058	2.098	2.128	2.143	2.123	2.128	2.108	1.948	1.828	1.763	1.688	1.698	1.708	1.798	1.688	1.788	1.888	1.988	1.968	1.948	2.018
	VOLUME	11005	11089	11431	11482	11341	11941	11992	12094	12043	12094	11992	12400	12706	12859	12655	12706	12502	10963	9955	9409	8797	8878	8959	9703	8797	9628	10459	11299	11131	10963	1584
	SALINITY	130	130	130	130	130	130	130	130	130	130	130	130	130	130	130	162	162	162	162	162	162	162	162	162	162	162	162	162	162	208	208
	AREA	0.94	0.941	0.948	0.949	0.947	0.954	0.954	0.955	0.955	0.955	0.954	0.959	0.962	0.963	0.961	0.962	0.96	0.939	0.917	0.905	0.889	0.891	0.893	0.912	0.889	0.909	0.928	0.946	0.942	0.939	0.95
7	STAGE	2.976	2.971	2.951	2.981	2.946	3.031	3.086	2.901	2.931	2.95	2.961	3.011	3.061	3.071	3.091	3.056	3.056	2.826	2.686	2.685	2.576	2.456	2.366	2.271	2.651	2.831	2.911	2.971	3.021	3.026	2.991
	VOLUME	11646	11614	11486	11687	11454	11988	12320	11166	11358	11480	11550	11867	12169	12230	12351	12139	12139	10686	9829	9824	9192	8466	7880	7262	9627	10718	11230	11614	11927	11957	11742
	SALINITY	123	140	140	140	140	140	140	140	140	140	140	140	140	140	140	154	154	154	154	154	154	154	154	154	154	154	154	154	154	213	213
	AREA	0.665	0.664	0.662	0.665	0.661	0.671	0.676	0.655	0.659	0.661	0.663	0.669	0.673	0.674	0.676	0.673	0.673	0.645	0.626	0.626	0.611	0.594	0.583	0.571	0.621	0.646	0.656	0.664	0.67	0.67	0.667
8	STAGE	*	*	*	*	*	*	*	*	*	*	*	*	*	*	*	*	*	*	*	*	*	*	*	*	*	*	*	*	*	*	*
	VOLUME																															
	SALINITY	*	*	*	*	*	*	*	*	*	*	*	*	*	*	*	*	*	*	*	*	*	*	*	*	*	*	*	*	*	*	*
	AREA																															
9	STAGE	1.117	0.877	0.878	0.88	0.88	0.882	0.812	1.487	1.247	1.187	1.167	0.977	0.977	0.972	0.967	1.012	1.157	1.267	1.257	1.072	1.062	1.052	1.042	1.032	1.027	1.057	1.052	0.612	1.192	1.182	1.157
	VOLUME	1919	1299	1302	1306	1309	1312	1135	2867	2262	2104	2051	1552	1552	1539	1527	1642	2004	2313	2288	1800	1774	1747	1721	1694	1681	1760	1747	725	2117	2090	2024
	SALINITY	133	161	161	161	161	161	161	161	161	161	161	161	161	161	161	233	233	233	233	233	233	233	233	233	233	233	233	233	233	239	239
	AREA	0.275	0.242	0.242	0.242	0.242	0.242	0.233	0.33	0.294	0.285	0.282	0.255	0.255	0.254	0.254	0.26	0.281	0.297	0.295	0.268	0.267	0.266	0.264	0.263	0.262	0.266	0.265	0.208	0.286	0.284	0.281
10	STAGE	2.095	2.085	2.08	2.12	2.14	2.155	2.125	1.84	2.06	2.02	2.02	1.9	2.18	1.825	2.155	1.84	1.86	1.855	1.855	1.855	1.855	1.855	1.86	1.865	1.87	1.87	1.88	1.89	1.89	1.895	1.91
	VOLUME	7346	7278	7244	7516	7652	7754	7550	5771	7108	6836	6836	6119	7924	5684	7754	5771	5887	5858	5858	5858	5858	5858	5887	5916	5945	5945	6003	6061	6061	6090	6177
	SALINITY	124	208	208	208	208	208	208	208	208	208	208	208	208	208	208	245	245	245	245	245	245	245	245	245	245	245	245	245	245	276	276
	AREA	0.67	0.669	0.668	0.672	0.675	0.676	0.673	0.628	0.666	0.662	0.662	0.64	0.679	0.632	0.676	0.628	0.632	0.631	0.631	0.631	0.631	0.631	0.632	0.633	0.634	0.634	0.636	0.638	0.638	0.639	0.642
11	STAGE	0.835	0.83	0.83	0.86	0.88	0.9	0.86	0.618	0.375	0.34	0.76	0.13	0.92	0.495	0.82	0.575	0.6	0.6	0.595	0.595	0.595	0.6	0.61	0.61	0.61	0.45	0.625	0.63	0.63	0.64	0.655
	VOLUME	288	284	284	305	318	332	305	190	75	65	237	6	346	109	278	146	158	158	156	156	156	158	163	163	163	96	170	172	172	177	184
	SALINITY	124	720	720	720	720	720	720	720	720	720	720	720	720	720	720	253	253	253	253	253	253	253	253	253	253	253	253	253	253	530	530
	AREA	0.06	0.06	0.06	0.061	0.061	0.061	0.061	0.054	0.047	0.046	0.061	0.039	0.062	0.051	0.06	0.053	0.054	0.054	0.054	0.054	0.054	0.054	0.055	0.055	0.055	0.049	0.055	0.055	0.055	0.055	0.056
12	STAGE	7.135	7.15	7.165	7.18	7.195	7.21	7.225	7.24	7.25	7.3	7.29	7.3	7.42	7.505	7.5	7.595	7.585	7.57	7.545	7.52	7.495	7.47	7.45	7.415	7.405	7.39	7.34	7.31	7.295	7.275	7.26
	VOLUME	94858	95275	95692	96109	96525	96942	97359	97776	98054	99443	99165	99443	102777	105139	105000	107640	107362	106945	106250	105556	104861	104166	103611	102638	102360	101944	100554	99721	99304	98748	98331
	SALINITY	186	204	204	204	204	204	204	204	204	204	204	204	204	204	204	216	216	216	216	216	216	216	216	216	216	216	216	216	216	224	224
	AREA	4.373	4.398	4.422	4.447	4.472	4.497	4.521	4.546	4.563	4.645	4.629	4.645	4.843	4.983	4.975	5.132	5.115	5.091	5.049	5.008	4.967	4.926	4.893	4.835	4.818	4.794	4.711	4.662	4.637	4.604	4.579

DAM DATA OCTOBER Stage in meters Volume in cubic meters Salinity in milligrams/liter Area in hectares

DATE	1	2	3	4	5	6	7	8	9	10	11	12	13	14	15	16	17	18	19	20	21	22	23	24	25	26	27	28	29	30	31
13 STAGE	2.035	1.99	1.96	1.91	1.77	1.765	1.75	1.83	1.71	1.78	1.75	1.74	1.93	1.915	1.89	1.87	1.835	1.705	1.69	1.6	1.593	1.587	1.58	1.7	1.88	1.88	1.64	1.67	1.65	1.675	1.88
VOLUME	1491	1444	1396	1315	1090	1082	1058	1187	1014	1106	1058	1047	1347	1323	1283	1251	1195	1009	992	893	886	878	871	1003	1267	1267	937	970	948	976	1267
SALINITY	93	139	139	139	139	139	139	139	139	139	139	139	139	139	139	189	189	189	189	189	189	189	189	189	189	189	189	189	189	234	234
AREA	0.151	0.149	0.147	0.143	0.133	0.132	0.131	0.137	0.128	0.133	0.131	0.13	0.145	0.144	0.142	0.14	0.137	0.127	0.126	0.118	0.118	0.117	0.117	0.127	0.141	0.141	0.122	0.124	0.123	0.125	0.141
14 STAGE	3.099	3.194	3.034	2.879	2.874	2.879	2.869	2.864	2.854	2.774	2.782	2.791	2.799	2.807	2.816	2.824	3.574	3.614	3.584	3.434	3.064	3.017	2.969	3.634	3.534	3.444	3.094	2.594	3.019	3.319	3.084
VOLUME	3190	3372	3065	2765	2756	2765	2746	2736	2717	2562	2578	2594	2610	2627	2643	2659	4101	4177	4120	3833	3123	3032	2940	4215	4025	3852	3180	2212	3036	3612	3161
SALINITY	99	160	160	160	160	160	160	160	160	160	160	160	160	160	160	209	209	209	209	209	209	209	209	209	209	209	209	209	209	244	244
AREA	0.203	0.21	0.198	0.188	0.188	0.188	0.188	0.187	0.187	0.182	0.183	0.183	0.184	0.184	0.185	0.185	0.236	0.239	0.237	0.226	0.2	0.197	0.194	0.24	0.233	0.227	0.203	0.17	0.197	0.218	0.202
15 STAGE	2.365	2.36	2.42	2.485	2.99	2.91	2.805	2.87	2.79	2.81	2.93	2.925	2.87	2.86	2.85	2.845	2.845	2.915	2.895	2.815	2.7	2.58	2.505	2.57	2.55	2.52	2.78	2.62	2.44	2.38	2.62
VOLUME	1507	1498	1606	1723	2632	2488	2299	2416	2272	2308	2524	2515	2416	2398	2380	2371	2371	2497	2461	2317	2110	1894	1759	1876	1840	1786	2254	1966	1642	1534	1966
SALINITY	158	147	147	147	147	147	147	147	147	147	147	147	147	147	147	190	190	190	190	190	190	190	190	190	190	190	190	190	190	239	239
AREA	0.157	0.157	0.162	0.169	0.217	0.209	0.199	0.206	0.198	0.2	0.211	0.211	0.206	0.205	0.204	0.203	0.203	0.21	0.208	0.2	0.189	0.178	0.17	0.177	0.175	0.172	0.197	0.182	0.164	0.158	0.182
16 STAGE	1.43	1.31	1.255	1.17	1.48	1.39	1.385	1.73	1.315	1.455	1.3	1.15	1.15	1.15	1.14	1.625	1.54	1.525	1.515	1.37	1.13	1.16	1.295	1.46	1.18	1.17	1.59	1.375	1.16	1.5	1.4
VOLUME	3947	3449	3221	2868	4154	3781	3760	5191	3469	4050	3407	2785	2785	2785	2744	4756	4403	4341	4299	3698	2702	2827	3387	4071	2910	2868	4610	3719	2827	4237	3822
SALINITY	126	160	160	160	160	160	160	160	160	160	160	160	160	160	160	234	234	234	234	234	234	234	234	234	234	234	234	234	234	234	234
AREA	0.454	0.445	0.44	0.434	0.458	0.451	0.451	0.478	0.445	0.456	0.444	0.432	0.432	0.432	0.431	0.47	0.463	0.462	0.461	0.45	0.43	0.433	0.444	0.457	0.434	0.434	0.467	0.45	0.433	0.46	0.452
17 STAGE	3.905	3.885	3.57	3.345	3.37	3.9	3.88	3.86	3.48	3.53	4.01	3.99	3.805	3.95	3.935	3.636	3.38	4.22	4.07	2.73	2.625	2.47	2.64	3.885	3.64	3.635	3.67	3.5	3.31	3.14	3.21
VOLUME	4137	4095	3445	3039	3081	4126	4085	4044	3266	3362	4359	4312	3930	4228	4199	3581	3098	4905	4515	2075	1927	1718	1948	4095	3589	3579	3651	3300	2980	2693	2811
SALINITY	73	146	146	146	146	146	146	146	146	146	146	146	146	146	146	178	178	178	178	178	178	178	178	178	178	178	178	178	178	234	234
AREA	0.232	0.231	0.212	0.199	0.201	0.232	0.231	0.23	0.207	0.21	0.239	0.237	0.226	0.235	0.234	0.216	0.201	0.249	0.242	0.164	0.158	0.149	0.159	0.231	0.216	0.216	0.218	0.208	0.197	0.188	0.192
18 STAGE	3.545	3.495	3.485	3.4	3.765	3.76	3.755	3.755	4.35	4.345	4.335	4.315	4.305	4.305	4.27	4.25	4.26	4.11	3.98	3.84	3.765	3.76	3.705	3.52	3.5	3.515	3.83	3.76	3.68	3.63	3.655
VOLUME	9134	8861	8808	8352	10339	10311	10284	10284	13594	13566	13510	13397	13341	13341	13144	13032	13088	12244	11516	10749	10339	10311	10010	8997	8888	8970	10694	10311	9873	9600	9736
SALINITY	135	146	146	146	146	146	146	146	146	146	146	146	146	146	146	176	176	176	176	176	176	176	176	176	176	176	176	176	176	198	198
AREA	0.502	0.497	0.496	0.488	0.529	0.529	0.528	0.528	0.593	0.593	0.592	0.59	0.589	0.589	0.585	0.583	0.584	0.569	0.556	0.538	0.529	0.529	0.522	0.499	0.497	0.499	0.537	0.529	0.519	0.513	0.516
19 STAGE	2.387	2.404	2.42	2.437	2.453	2.263	2.398	2.351	2.305	2.258	2.258	2.258	2.258	2.263	2.208	2.63	2.153	2.182	2.211	2.241	2.27	2.299	2.328	2.828	2.318	2.303	2.433	2.223	1.988	1.688	2.898
VOLUME	3233	3269	3304	3339	3374	2968	3257	3157	3057	2957	2957	2957	2957	2968	2849	3753	2730	2793	2856	2919	2981	3044	3107	4175	3086	3053	3332	2882	2374	1736	4324
SALINITY	99	131	131	131	131	131	131	131	131	131	131	131	131	131	131	200	200	200	200	200	200	200	200	200	200	200	200	200	200	244	244
AREA	0.241	0.242	0.243	0.245	0.246	0.231	0.242	0.238	0.235	0.231	0.231	0.231	0.231	0.231	0.227	0.26	0.223	0.225	0.227	0.23	0.232	0.234	0.236	0.277	0.235	0.234	0.245	0.228	0.21	0.19	0.282
.0 STAGE	2.419	2.435	2.37	2.37	2.5	2.495	2.435	2.55	2.495	2.52	2.515	2.51	2.46	2.5	2.505	2.51	2.43	2.43	2.43	2.43	2.43	2.44	2.445	2.465	2.465	2.46	2.25	2.265	2.28	2.785	2.87
VOLUME	2.692	2754	2506	2506	3003	2984	2754	3177	2984	3072	3055	3038	2850	2850	3003	3020	3038	2735	2735	2735	2735	2773	2793	2869	2869	2850	2047	2104	2161	3993	4288
SALINITY	181	179	179	179	179	179	179	179	179	179	179	179	179	179	179	223	223	223	223	223	223	223	223	223	223	223	223	223	223	250	250
AREA	0.339	0.342	0.331	0.331	0.353	0.352	0.342	0.363	0.352	0.357	0.356	0.355	0.346	0.346	0.353	0.354	0.355	0.341	0.341	0.341	0.341	0.343	0.344	0.347	0.347	0.346	0.312	0.314	0.316	0.408	0.425
11 STAGE	2.033	1.923	2.273	2.563	2.538	2.533	2.518	2.313	2.193	2.183	2.293	2.293	2.278	2.263	2.223	2.178	2.513	2.413	2.328	2.138	1.983	1.828	1.673	2.013	2.283	2.303	2.228	2.453	2.273	2.103	1.893
VOLUME	6181	5503	7863	9910	9737	9703	9599	8147	7301	7231	8005	8005	7899	7792	7511	7196	9565	8857	8254	6905	5980	5055	4130	6041	7934	8076	7546	9141	7863	6671	5329
SALINITY	103	118	118	118	118	118	118	118	118	118	118	118	118	118	118	197	197	197	197	197	197	197	197	197	197	197	197	197	197	229	229
AREA	0.683	0.666	0.706	0.722	0.72	0.719	0.718	0.708	0.699	0.698	0.707	0.707	0.706	0.706	0.702	0.698	0.717	0.712	0.708	0.7	0.672	0.645	0.617	0.681	0.706	0.707	0.703	0.714	0.706	0.69	0.66
22 STAGE	1.56	1.605	1.7	1.95	2	1.96	1.49	1.91	1.86	1.85	1.83	1.73	1.665	1.585	1.855	2.03	1.995	1.955	1.495	1.905	1.77	1.61	1.625	1.785	1.85	1.89	2.24	1.74	1.62	1.715	1.98
VOLUME	4901	5114	5563	6800	7050	6850	4576	6600	6350	6300	6200	5705	5398	5019	6325	7164	7025	7025	4597	6575	5900	5138	5209	5875	6300	6500	7962	5753	5185	5634	6950
SALINITY	88	148	148	148	148	148	148	148	148	148	148	148	148	148	148	203	203	203	203	203	203	203	203	203	203	203	203	203	203	208	208
AREA	0.58	0.588	0.604	0.659	0.67	0.661	0.568	0.649	0.638	0.636	0.631	0.61	0.598	0.585	0.637	0.674	0.669	0.669	0.569	0.648	0.618	0.589	0.592	0.621	0.636	0.645	0.701	0.611	0.591	0.607	0.665
23 STAGE	1.54	1.53	1.315	1.505	1.495	1.495	1.49	1.485	1.465	1.455	1.725	1.37	1.775	1.77	1.755	1.855	1.885	1.855	1.83	1.805	1.41	1.75	1.725	1.7	1.69	1.705	1.86	1.425	1.78	1.88	1.875
VOLUME	3815	3763	2992	3634	3591	3591	3575	3558	3491	3458	4771	3175	5030	5004	4926	5446	5602	5446	5316	5186	3308	4900	4770	4642	4590	4667	5472	3358	5056	5576	5550
SALINITY	94	118	118	118	118	118	118	118	118	118	118	118	118	118	118	161	161	161	161	161	161	161	161	161	161	161	161	161	161	234	234
AREA	0.573	0.57	0.524	0.564	0.561	0.561	0.56	0.558	0.552	0.549	0.617	0.522	0.629	0.627	0.624	0.646	0.653	0.646	0.641	0.635	0.535	0.623	0.618	0.611	0.609	0.612	0.647	0.539	0.63	0.652	0.651
24 STAGE	1.8	1.69	1.375	1.56	1.805	2.075	2.005	1.885	1.625	1.54	1.46	1.47	2.015	1.98	1.87	1.635	1.415	1.66	1.455	1.465	1.59	*	1.5	*	*	*	2.1	1.92	1.6	1.545	1.6
VOLUME	2172	1937	1304	1658	2183	2813	2614	2354	1798	1616	1458	1476	2643	2557	2322	1819	1376	1972	1449	1467	1723		1530				2884	2429	1744	1626	1744
SALINITY	85	160	160	160	160	160	160	160	160	160	160	160	160	160	160	206	206	206	206	206	206	206	206	206	206	206	206	206	206	229	229
AREA	0.24	0.236	0.213	0.23	0.24	0.251	0.248	0.243	0.233	0.23	0.223	0.224	0.249	0.247	0.243	0.233	0.218	0.234	0.223	0.224	0.232		0.228				0.252	0.245	0.232	0.23	0.232
25 STAGE	1.035	1.04	1.076	1.113	1.491	1.185	1.27	1.27	1.28	1.48	1.71	1.9	2.07	2.13	2.03	2.13	2.05	1.96	1.71	1.54	1.53	1.285	1.075	1.074	1.073	1.071	1.07	1.07	1.15	1.23	1.49
VOLUME	1679	1694	1809	1925	2041	2156	2427	2427	2459	3096	4094	4938	5697	5965	5517	5965	5607	5205	4094	3338	3293	2475	1806	1802	1798	1794	1790	1790	2045	2300	3128
SALINITY	92	137	137	137	137	137	137	137	137	137	137	137	137	137	137	205	205	205	205	205	205	205	205	205	205	205	205	205	205	234	234
AREA	0.335	0.336	0.342	0.347	0.353	0.358	0.371	0.371	0.373	0.403	0.423	0.438	0.452	0.457	0.449	0.457	0.45	0.443	0.423	0.409	0.408	0.373	0.341	0.341	0.341	0.341	0.341	0.341	0.353	0.365	0.404

DAM DATA OCTOBER Stage in meters Volume in cubic meters Salinity in milligrams/liter Area in hectares

DATE	1	2	3	4	5	6	7	8	9	10	11	12	13	14	15	16	17	18	19	20	21	22	23	24	25	26	27	28	29	30	31
26 STAGE	1.283	1.388	1.293	1.388	1.543	1.653	1.563	1.463	1.498	1.623	1.603	1.603	1.603	1.598	1.588	1.663	1.592	1.433	1.383	1.228	1.203	1.178	1.153	1.263	1.323	1.403	1.513	1.553	1.503	1.498	1.623
VOLUME	3566	4051	3612	4051	4867	5630	5005	4397	4559	5422	5283	5283	5283	5249	5179	5700	5207	4259	4028	3312	3197	3081	2966	3474	3751	4120	4658	4936	4589	4559	5422
SALINITY	107	130	130	130	130	130	130	130	130	130	130	130	130	130	130	185	185	185	185	185	185	185	185	185	185	185	185	185	185	239	239
AREA	0.555	0.585	0.558	0.585	0.624	0.64	0.627	0.606	0.616	0.636	0.633	0.633	0.633	0.632	0.63	0.642	0.631	0.598	0.584	0.54	0.533	0.525	0.518	0.55	0.567	0.589	0.619	0.625	0.617	0.616	0.636
27 STAGE	1.691	1.781	1.171	1.656	1.906	1.326	1.726	1.013	0.91	0.806	1.426	1.316	1.206	1.036	0.806	1.461	1.656	1.201	0.931	1.002	1.074	1.145	1.216	1.131	2.031	2.036	2.066	2.116	1.116	0.971	1.586
VOLUME	1881	2031	1112	1823	2239	1325	1939	896	787	678	1462	1311	1160	927	678	2276	3382	2494	1597	1737	1878	2018	2158	2140	3421	3441	3423	3890	2041	1638	3007
SALINITY	92	174	174	174	174	174	174	174	174	174	174	174	174	174	174	252	252	252	252	252	252	252	252	252	252	252	252	252	252	229	229
AREA	0.16	0.164	0.14	0.158	0.17	0.145	0.161	0.135	0.127	0.119	0.148	0.145	0.141	0.136	0.119	0.338	0.368	0.345	0.318	0.323	0.327	0.332	0.336	0.336	0.371	0.371	0.371	0.383	0.333	0.323	0.357
28 STAGE	1.315	1.39	1.39	1.495	1.42	1.35	1.33	1.245	1.09	1.06	1.19	1.345	1.17	1.16	1.35	1.43	1.41	1.41	1.39	1.29	0.965	0.841	0.716	0.724	0.732	0.74	1.275	1.11	0.91	0.87	0.96
VOLUME	6415	7037	7037	7909	7286	6705	6539	5834	4547	4298	5377	6664	5211	5128	6705	7369	7203	7203	7037	6207	3632	3035	2437	2475	2514	2552	6082	4713	3368	3176	3608
SALINITY	119	176	176	176	176	176	176	176	176	176	176	176	176	176	176	210	210	210	210	210	210	210	210	210	210	210	210	210	210	239	239
AREA	0.854	0.864	0.865	0.879	0.869	0.859	0.856	0.844	0.823	0.818	0.837	0.858	0.834	0.832	0.859	0.87	0.867	0.867	0.865	0.851	0.799	0.759	0.719	0.722	0.724	0.727	0.849	0.825	0.781	0.768	0.797
29 STAGE	2.245	1.16	1.955	1.67	1.723	1.775	1.97	2.115	2.15	1.89	1.62	1.6	1.79	1.98	2.08	2.12	2.17	1.79	1.776	1.761	1.747	1.732	1.718	1.703	1.689	1.674	1.66	1.83	1.715	1.675	1.58
VOLUME	6880	6401	5307	4081	4307	4533	5371	6148	6345	5027	3866	3780	4597	5414	5951	6176	6458	4597	4535	4473	4411	4349	4286	4224	4162	4100	4038	4769	4275	4103	3694
SALINITY	96	126	126	126	126	126	126	126	126	126	126	126	126	126	126	213	213	213	213	213	213	213	213	213	213	213	213	213	213	239	239
AREA	0.52	0.513	0.495	0.46	0.467	0.473	0.496	0.509	0.512	0.487	0.454	0.452	0.475	0.498	0.506	0.51	0.514	0.475	0.473	0.471	0.47	0.468	0.466	0.464	0.463	0.461	0.459	0.48	0.466	0.461	0.45
30 STAGE	4.835	4.76	4.69	4.665	4.65	4.7	4.69	4.685	4.645	4.675	5.075	5.095	4.725	4.77	4.785	4.795	4.785	4.67	4.625	4.555	4.455	4.355	4.315	4.314	4.313	4.311	4.31	4.275	4.265	4.275	4.405
VOLUME	130014	125899	122058	120687	119864	122607	122058	121784	119589	121235	145287	146946	123979	123448	127271	127819	127271	120961	118492	114651	109164	103678	101483	101300	101270	101239	101209	99288	98740	99288	106421
SALINITY	102	128	128	128	128	128	128	128	128	128	128	128	128	128	128	170	170	170	170	170	170	170	170	170	170	170	170	170	170	203	203
AREA	5.301	5.252	5.205	5.189	5.179	5.212	5.205	5.202	5.176	5.196	5.428	5.433	5.229	5.258	5.268	5.275	5.268	5.192	5.163	5.116	5.05	4.984	4.958	4.957	4.957	4.956	4.955	4.932	4.925	4.932	5.017
31 STAGE	5.655	5.6	5.555	5.555	5.54	5.535	5.535	5.535	5.495	5.5	5.475	5.48	5.525	5.525	5.545	5.6	5.65	5.69	5.705	5.735	5.725	5.675	5.645	5.595	5.565	5.545	5.535	5.47	*	5.375	5.46
VOLUME	170388	166767	163804	163804	162820	162488	162488	162488	169854	160184	158538	158867	161829	161829	163146	166767	170058	172692	173679	175654	174996	171704	169729	166438	164463	163146	162488	158209		151954	157550
SALINITY	127	134	134	134	134	134	134	134	134	134	134	134	134	134	134	130	130	130	130	130	130	130	130	130	130	130	130	130	130	135	135
AREA	5.077	5.045	5.019	5.019	5.011	5.008	5.008	5.008	4.985	4.988	4.973	4.976	5.002	5.002	5.013	5.045	5.074	5.097	5.105	5.123	5.117	5.088	5.071	5.042	5.025	5.013	5.008	4.97		4.916	4.965
32 STAGE	1.505	1.425	1.485	1.265	1.48	1.395	1.67	1.52	1.505	1.51	1.38	1.26	1.69	1.82	2.035	1.9	1.68	1.35	1.325	1.28	1.25	1.36	1.5	1.24	1.44	1.455	1.645	1.465	1.395	1.38	1.41
VOLUME	2140	1959	2094	1598	2083	2355	2535	2176	2140	2152	1857	1587	2583	2894	3446	3086	2559	1790	1733	1632	1564	1812	2128	1541	1993	2026	2475	2049	1891	1857	1925
SALINITY	124	166	166	166	166	166	166	166	166	166	166	166	166	166	166	219	219	219	219	219	219	219	219	219	219	219	219	219	219	229	229
AREA	0.274	0.267	0.273	0.253	0.272	0.278	0.28	0.275	0.274	0.274	0.263	0.253	0.281	0.286	0.294	0.289	0.281	0.261	0.259	0.255	0.252	0.262	0.274	0.251	0.269	0.27	0.28	0.271	0.265	0.263	0.266
33 STAGE	1.725	1.865	2.02	1.77	1.73	1.77	1.8	1.73	1.965	1.795	1.79	1.95	2	2.03	1.595	1.61	1.655	1.45	1.435	1.538	1.64	1.743	1.845	1.9	2.24	2.24	1.415	2.11	1.815	1.965	2.2
VOLUME	1222	1435	1670	1290	1230	1290	1336	1230	1587	1328	1321	1564	1640	1686	1024	1047	1116	835	822	968	1113	1259	1404	1488	2005	2005	804	1807	1359	1587	1944
SALINITY	134	168	168	168	168	168	168	168	168	168	168	168	168	168	168	216	216	216	216	216	216	216	216	216	216	216	216	216	216	234	234
AREA	0.139	0.146	0.155	0.141	0.139	0.141	0.143	0.139	0.153	0.143	0.142	0.152	0.155	0.156	0.131	0.132	0.134	0.122	0.121	0.127	0.134	0.14	0.146	0.149	0.161	0.161	0.12	0.158	0.144	0.153	0.16
34 STAGE	1.32	1.385	1.395	1.465	1.46	1.405	1.4	1.32	1.34	1.32	1.52	1.51	1.5	1.5	1.555	1.57	1.59	1.57	1.46	1.34	1.035	1.163	1.29	1.44	1.38	1.37	1.395	1.315	1.5	1.425	1.61
VOLUME	2625	2835	2867	3092	3076	2899	2883	2625	2690	2625	3269	3237	3205	3205	3382	3430	3495	3430	3076	2690	1707	2118	2529	3012	2819	2786	2867	2609	3205	2963	3559
SALINITY	120	166	166	166	166	166	166	166	166	166	166	166	166	166	166	222	222	222	222	222	222	222	222	222	222	222	222	222	222	234	234
AREA	0.388	0.402	0.404	0.419	0.418	0.406	0.405	0.388	0.392	0.388	0.43	0.428	0.426	0.426	0.438	0.441	0.445	0.441	0.418	0.392	0.327	0.354	0.381	0.413	0.401	0.398	0.404	0.387	0.426	0.41	0.449
35 STAGE	1.8	1.86	1.76	1.66	1.66	1.66	1.66	1.66	1.745	1.72	1.715	1.71	1.71	1.805	1.89	1.985	2.1	2.075	2.06	1.905	1.7	1.605	1.675	1.61	1.91	1.91	1.925	1.96	1.935	1.82	1.67
VOLUME	2973	3131	2867	2604	2604	2604	2604	2604	2828	2762	2749	2736	2736	2986	3210	3460	3974	3856	3785	3250	2709	2459	2643	2472	3263	3263	3302	3395	3329	30326	2630
SALINITY	106	147	147	147	147	147	147	147	147	147	147	147	147	147	147	203	203	203	203	203	203	203	203	203	203	203	203	203	203	239	239
AREA	0.339	0.351	0.331	0.311	0.311	0.311	0.311	0.311	0.328	0.323	0.322	0.321	0.321	0.34	0.358	0.377	0.387	0.385	0.384	0.361	0.319	0.299	0.314	0.3	0.362	0.362	0.365	0.372	0.367	0.343	0.313
36 STAGE	1.695	1.665	1.625	1.58	1.55	1.53	1.5	1.145	1.19	1.35	1.87	1.68	1.76	1.625	1.585	1.315	1.46	1.245	1.21	1.18	1.135	1.09	1.29	1.43	1.41	1.39	1.1	1.31	1.645	1.27	1.235
VOLUME	2219	2155	2069	1972	1908	1865	1800	1143	1227	1523	2596	2187	2359	2069	1983	1458	1726	1328	1264	1208	1125	1042	1412	1671	1634	1597	1060	1449	2112	1375	1310
SALINITY	100	162	162	162	162	162	162	162	162	162	162	162	162	162	162	209	209	209	209	209	209	209	209	209	209	209	209	209	209	234	234
AREA	0.232	0.23	0.228	0.225	0.223	0.222	0.22	0.199	0.201	0.211	0.242	0.231	0.236	0.228	0.225	0.209	0.218	0.205	0.203	0.201	0.198	0.195	0.207	0.216	0.215	0.213	0.196	0.209	0.229	0.206	0.204
37 STAGE	0.745	0.88	1.015	0.83	1.22	1.61	1.53	1.505	1.405	1.545	1.65	1.29	1.115	1.065	1.025	1.73	1.56	1.655	1.575	1.42	1.035	1.24	1.445	1.65	1.575	1.565	1.37	1.325	1.59	1.345	1.565
VOLUME	118	140	161	131	193	255	242	238	222	244	261	204	176	168	162	274	247	262	249	225	164	196	229	261	249	247	217	210	251	213	247
SALINITY	125	121	121	121	121	121	121	121	121	121	121	121	121	121	121	246	246	246	246	246	246	246	246	246	246	246	246	246	246	244	244
AREA	0.016	0.016	0.016	0.016	0.016	0.016	0.016	0.016	0.016	0.016	0.016	0.016	0.016	0.016	0.016	0.016	0.016	0.016	0.016	0.016	0.016	0.016	0.016	0.016	0.016	0.016	0.016	0.016	0.016	0.016	0.016
38 STAGE	*	*	*	*	*	*	*	*	*	*	*	*	*	*	*	*	*	*	*	*	*	*	1.126	1.221	1.281	1.311	1.311	1.191	1.266	1.276	1.261
VOLUME																							3098	3699	4079	4269	4269	3509	3984	4048	3953
SALINITY	*	*	*	*	*	*	*	*	*	*	*	*	*	*	*	*	*	*	*	*	*	*	*	*	*	*	*	*	*	234	234
AREA																							0.57	0.608	0.632	0.644	0.644	0.596	0.626	0.63	0.624

DAM DATA OCTOBER Stage in meters Volume in cubic meters Salinity in milligrams/liter Area in hectares

DATE	1	2	3	4	5	6	7	8	9	10	11	12	13	14	15	16	17	18	19	20	21	22	23	24	25	26	27	28	29	30	31
39 STAGE	*	*	*	*	*	*	*	*	*	*	*	*	*	*	*	*	*	*	*	*	*	*	0.926	1.106	1.116	1.131	1.306	1.151	1.461	1.501	1.416
VOLUME																							1258	1726	1752	1791	2240	1843	2628	2728	2515
SALINITY	*	*	*	*	*	*	*	*	*	*	*	*	*	*	*	*	*	*	*	*	*	*	*	*	*	*	*	*	*	234	234
AREA																							0.254	0.268	0.269	0.27	0.284	0.272	0.297	0.3	0.293
40 STAGE	*	*	*	*	*	*	*	*	*	*	*	*	*	*	*	*	*	*	*	*	*	*	*	*	3.755	3.77	3.885	3.835	3.785	3.745	3.705
VOLUME																									22257	22409	23580	23071	22562	22155	21748
SALINITY	*	*	*	*	*	*	*	*	*	*	*	*	*	*	*	*	*	*	*	*	*	*	*	*	*	*	*	*	*	140	140
AREA																									1.099	1.102	1.12	1.112	1.104	1.098	1.091
41 STAGE	*	*	*	*	*	*	*	*	*	*	*	*	*	*	*	*	*	*	*	*	*	*	*	*	3.755	3.77	3.885	3.835	3.785	3.745	3.705
VOLUME																									23442	23602	24833	24298	23763	23335	22907
SALINITY	*	*	*	*	*	*	*	*	*	*	*	*	*	*	*	*	*	*	*	*	*	*	*	*	*	*	*	*	*	140	140
AREA																									1.172	1.175	1.192	1.185	1.177	1.171	1.165
42 STAGE	*	*	*	*	*	*	*	*	*	*	*	*	*	*	*	*	*	*	*	*	*	*	4.084	4.099	4.114	4.094	4.119	4.099	4.099	4.104	4.124
VOLUME																							55281	55688	56095	55552	56231	55688	55688	55824	56367
SALINITY	*	*	*	*	*	*	*	*	*	*	*	*	*	*	*	*	*	*	*	*	*	*	*	*	*	*	*	*	*	140	140
AREA																							2.573	2.578	2.583	2.576	2.584	2.578	2.578	2.579	2.586
* TOT.VOL.	356648	355732	351006	354166	364830	370574	365771	365652	366859	370954	400311	402163	388732	387796	395211	402856	402245	383645	369318	354435	333842	324406	325836	334763	339979	344737	349557	339366	340027	363677	343866
* TOT.AREA	23.232	23.274	23.16	23.343	23.775	23.87	23.773	23.878	23.921	24.034	24.436	24.293	24.546	24.627	24.733	25.197	25.116	24.694	24.278	23.932	23.318	23.064	23.789	24.164	24.35	24.509	24.617	24.267	24.449	24.343	24.8

* EXCLUDED ARE DAMS 24,31,40,41,42.

DAM DATA NOVEMBER Stage in meters Volume in cubic meters Salinity in milligrams/liter Area in hectares

DAM NO.	DATE	1	2	3	4	5	6	7	8	9	10	11	12	13	14	15	16	17	18	19	20	21	22	23	24	25	26	27	28	29	30
	EVAP.	6.5	9.3	5	5.3	7	6.3	2.5	1.9	5.5	7.3	7.8	8	7.8	8.5	7.3	8	7.5	7.8	8	5.8	7.8	4.5	8.3	11.3	9.3	5	7	5.8	8.8	11.8
	RAIN.	0	1.5	3	0	0	0	2.5	4.9	0	0	0	0	0	0	0	0	0	0	0	0	0	0	0	0	0	4.7	0	0	0	0
	NETT EVA	6.5	7.8	2	5.3	7	6.3	0	-3	5.5	7.3	7.8	8	7.8	8.5	7.3	8	7.5	7.8	8	5.8	7.8	4.5	8.3	11.3	9.3	0.3	7	5.8	8.8	11.8
1	STAGE	3.783	3.938	4.083	3.983	3.853	3.698	3.583	3.778	4.093	4.138	4.038	3.953	3.883	3.793	3.703	3.683	3.653	3.598	3.493	3.433	3.363	3.293	3.243	3.113	2.873	2.858	3.358	3.733	3.673	3.653
	VOLUME	10903	11687	12420	11914	11257	10473	9892	10878	12470	12698	12192	11762	11408	10953	10498	10397	10246	9967	9432	9094	8699	8304	8021	7288	5985	5907	8671	10650	10347	10246
	SALINITY	218	218	218	218	218	229	229	229	229	229	229	229	203	203	203	203	203	203	203	208	208	208	208	208	208	208	203	203	203	203
	AREA	0.757	0.802	0.844	0.815	0.777	0.732	0.699	0.756	0.847	0.86	0.831	0.806	0.786	0.76	0.734	0.728	0.719	0.703	0.673	0.658	0.639	0.621	0.608	0.574	0.51	0.506	0.638	0.743	0.725	0.719
2	STAGE	1.847	1.962	1.812	2.227	2.342	2.487	2.532	2.467	2.427	2.282	2.132	2.047	2.262	2.362	2.432	2.442	2.372	2.247	2.322	2.442	2.442	2.287	2.442	2.502	2.312	2.142	2.297	2.132	2.267	2.263
	VOLUME	10160	11393	9785	14161	15872	18192	18192	17872	17232	14912	13173	12289	14592	16192	17312	17472	16352	14369	15552	17472	17472	14992	17472	18432	15392	13277	15152	13173	14672	14608
	SALINITY	218	218	218	218	218	224	224	224	224	224	224	224	218	218	218	218	218	218	218	213	213	213	213	213	213	213	208	208	208	208
	AREA	1.126	1.144	1.12	1.175	1.186	1.199	1.203	1.197	1.194	1.181	1.765	1.155	1.179	1.188	1.194	1.195	1.189	1.178	1.184	1.195	1.195	1.181	1.195	1.2	1.183	1.166	1.182	1.165	1.179	1.179
3	STAGE	1.099	1.409	1.209	1.959	1.659	1.549	1.449	1.249	1.139	1.199	1.344	1.584	1.729	1.534	1.224	0.999	0.959	1.104	1.274	1.449	1.179	0.919	0.909	1.069	1.204	1.379	1.249	1.019	1.129	1.344
	VOLUME	2696	4271	3136	7779	5827	5134	4515	3296	2856	3096	3874	5356	6268	5041	3196	2297	2169	2716	3447	4515	3016	2041	2009	2576	3116	4088	3296	2396	2816	3874
	SALINITY	234	234	234	234	234	234	234	234	234	234	234	234	192	192	192	192	192	192	192	244	244	244	244	244	244	244	198	198	198	198
	AREA	0.51	0.577	0.538	0.627	0.604	0.596	0.584	0.584	0.52	0.535	0.565	0.599	0.609	0.595	0.541	0.485	0.475	0.511	0.552	0.584	0.53	0.466	0.463	0.502	0.536	0.571	0.548	0.49	0.518	0.565
4	STAGE	2.858	2.843	2.788	2.668	2.763	2.628	2.473	2.718	3.048	3.153	2.863	2.623	2.383	2.483	2.753	2.983	3.038	2.718	2.453	2.223	2.653	2.873	3.093	2.943	2.773	2.558	2.568	2.818	2.633	2.483
	VOLUME	9591	9495	9143	8406	8983	8163	7210	8707	10807	11479	9623	8133	6611	7277	8919	10391	10743	8707	7077	5582	8314	9687	11095	10135	9047	7740	7801	9335	8193	2777
	SALINITY	234	234	234	234	234	239	239	239	239	239	239	239	224	224	224	224	224	224	224	213	213	213	213	213	213	213	218	218	218	218
	AREA	0.622	0.621	0.615	0.602	0.613	0.598	0.579	0.608	0.641	0.653	0.622	0.597	0.564	0.58	0.612	0.633	0.639	0.608	0.575	0.535	0.601	0.623	0.646	0.63	0.614	0.59	0.591	0.618	0.598	0.58
5	STAGE	1.574	1.329	0.744	0.969	1.579	1.779	1.504	1.174	0.859	0.599	1.414	1.639	1.424	1.134	1.254	1.439	1.439	1.399	1.289	1.449	1.554	1.179	0.744	1.019	1.309	1.529	1.719	1.239	1.554	0.799
	VOLUME	2294	1647	542	944	2309	2951	2079	1315	745	428	1856	2493	1880	1243	1463	1917	1917	1819	1549	1942	2232	1324	542	1034	1598	2156	2738	1433	2232	636
	SALINITY	234	234	234	234	234	213	213	213	213	213	213	213	192	192	192	192	192	192	192	213	213	213	213	213	213	213	203	203	203	203
	AREA	0.386	0.321	0.098	0.199	0.387	0.443	0.366	0.274	0.149	0.053	0.343	0.404	0.345	0.26	0.301	0.349	0.349	0.339	0.31	0.352	0.38	0.275	0.098	0.22	0.315	0.373	0.426	0.296	0.38	0.122
6	STAGE	1.948	1.998	2.018	1.988	1.963	1.978	1.963	1.928	1.898	1.928	1.923	1.898	1.868	1.763	1.808	1.823	1.808	1.808	1.878	1.898	1.888	1.823	1.853	1.993	1.983	1.948	1.888	1.738	1.748	1.808
	VOLUME	1093	11383	11584	11299	11089	11215	11089	10795	10543	10795	10753	10543	10291	9409	9787	9913	9787	9787	10375	10543	10459	9913	10165	11341	11257	10963	10459	9203	9284	9787
	SALINITY	208	208	208	208	208	213	213	213	213	213	213	213	203	203	203	203	203	203	203	208	208	208	208	208	208	208	208	208	208	208
	AREA	0.939	0.948	0.95	0.946	0.941	0.944	0.941	0.935	0.93	0.935	0.934	0.93	0.924	0.905	0.913	0.916	0.913	0.913	0.926	0.93	0.928	0.916	0.922	0.947	0.945	0.939	0.928	0.9	0.903	0.913
7	STAGE	3.061	3.111	3.081	3.046	3.056	3.011	2.976	2.931	2.926	2.931	2.686	2.446	2.496	2.791	2.611	2.511	2.886	2.921	2.751	2.681	2.751	2.931	3.016	2.901	2.651	2.436	2.331	2.791	2.906	2.881
	VOLUME	12169	12471	12290	12078	12139	11867	11646	11358	11326	11358	9829	8401	8726	10462	9395	8816	11070	11294	10206	9800	10206	11358	11897	11166	9627	8335	7652	10462	11198	11038
	SALINITY	213	213	213	213	213	224	224	224	224	224	224	224	198	198	198	198	198	198	198	208	208	208	208	208	208	208	213	213	213	213
	AREA	0.673	0.678	0.675	0.672	0.673	0.669	0.665	0.659	0.658	0.659	0.626	0.593	0.599	0.64	0.616	0.602	0.563	0.658	0.635	0.625	0.635	0.659	0.669	0.655	0.621	0.592	0.578	0.64	0.656	0.652
8	STAGE	*	*	*	*	*	*	*	*	*	*	*	*	*	*	*	*	*	*	*	*	*	*	*	*	*	*	*	*	*	*
	VOLUME																														
	SALINITY	*	*	*	*	*	*	*	*	*	*	*	*	*	*	*	*	*	*	*	*	*	*	*	*	*	*	*	*	*	*
	AREA																														
9	STAGE	1.127	1.097	0.847	0.887	1.072	1.417	1.262	1.137	1.137	0.997	1.467	1.217	1.092	1.067	1.482	1.147	1.352	1.097	0.672	0.317	1.407	1.247	1.147	0.862	1.217	1.137	0.782	1.147	1.287	1.362
	VOLUME	1945	1866	1223	1324	1800	2691	2300	1972	1972	1602	2817	2183	1853	1787	2855	1998	2527	1866	835	293	2666	2262	1998	1261	2183	1972	1059	1998	2363	2552
	SALINITY	239	239	239	239	239	224	224	224	224	224	224	224	203	203	203	203	203	203	203	234	234	234	234	234	234	234	208	208	208	208
	AREA	0.276	0.272	0.238	0.243	0.268	0.319	0.296	0.278	0.278	0.258	0.327	0.289	0.271	0.268	0.329	0.279	0.31	0.272	0.216	0.175	0.318	0.294	0.279	0.24	0.289	0.278	0.229	0.279	0.3	0.311
10	STAGE	1.92	1.92	1.925	1.92	1.92	1.92	1.925	1.93	1.94	1.94	1.94	1.94	1.94	1.94	1.94	1.94	1.94	1.94	1.94	1.94	1.94	1.935	1.94	1.945	1.945	1.94	1.95	1.96	1.965	1.965
	VOLUME	6235	6235	6264	6235	6235	6235	6264	6293	6352	6352	6352	6352	6352	6352	6352	6352	6352	6352	6352	6352	6352	6322	6352	6381	6381	6352	6410	6468	6497	6497
	SALINITY	276	276	276	276	276	296	296	296	296	296	296	296	322	322	322	322	322	322	322	343	343	343	343	343	343	343	359	359	359	359
	AREA	0.644	0.644	0.645	0.644	0.644	0.644	0.645	0.646	0.648	0.648	0.648	0.648	0.648	0.648	0.648	0.648	0.648	0.648	0.648	0.648	0.648	0.647	0.648	0.649	0.649	0.648	0.65	0.652	0.653	0.653
11	STAGE	0.66	0.66	0.66	0.66	0.66	0.66	0.67	0.67	0.675	0.58	0.68	0.685	0.68	0.68	0.685	0.68	0.685	0.63	0.68	0.68	0.675	0.68	0.68	0.68	0.68	0.69	0.695	0.7	0.68	0.71
	VOLUME	187	187	187	187	187	187	192	192	194	148	196	199	196	196	199	196	199	172	196	196	194	196	196	196	196	201	204	206	196	211
	SALINITY	530	530	530	530	530	593	593	593	593	593	593	593	567	567	567	567	567	567	567	541	541	541	541	541	541	541	473	473	473	473
	AREA	0.056	0.056	0.056	0.056	0.056	0.056	0.056	0.056	0.057	0.054	0.057	0.057	0.057	0.057	0.057	0.057	0.057	0.055	0.057	0.057	0.057	0.057	0.057	0.057	0.057	0.057	0.057	0.057	0.057	0.058
12	STAGE	7.24	7.22	7.196	7.172	7.148	7.124	7.1	7.075	7.051	7.027	7.003	6.979	6.955	6.93	6.89	6.855	6.82	6.79	6.765	6.725	6.7	6.68	6.645	6.61	6.57	6.524	6.49	6.45	6.405	6.37
	VOLUME	97776	97220	96539	95857	95176	94495	93813	93132	92450	91769	91088	90406	89725	88957	87728	86653	85578	84657	83889	82660	81893	81279	80204	79129	77900	76487	75460	74300	72995	71980
	SALINITY	224	224	224	224	224	229	229	229	229	229	229	229	229	229	229	229	229	229	229	234	234	234	234	234	234	234	234	234	234	234
	AREA	4.546	4.513	4.474	4.435	4.396	4.357	4.318	4.279	4.24	4.201	4.162	4.123	4.084	4.047	3.988	3.936	3.885	3.84	3.804	2.745	3.708	3.678	3.627	3.575	3.516	3.448	3.401	3.354	3.3	3.259

DAM DATA NOVEMBER Stage in meters Volume in cubic meters Salinity in milligrams/liter Area in hectares

DATE	1	2	3	4	5	6	7	8	9	10	11	12	13	14	15	16	17	18	19	20	21	22	23	24	25	26	27	28	29	30
13 STAGE	2.035	1.995	1.91	2.12	2.165	2.11	2.11	2.165	2.06	1.93	2	2.12	2.05	1.62	2.07	2.03	1.985	1.505	1.685	1.86	1.95	2.04	2.13	2.09	2.07	2.07	2.11	2.37	2.185	2.1
VOLUME	1491	1452	1315	1566	1605	1557	1557	1605	1513	1347	1460	1566	1504	915	1522	1486	1436	789	987	1235	1380	1495	1574	1539	1522	1522	1557	1954	1623	1548
SALINITY	234	234	234	234	234	224	224	224	224	224	224	224	187	187	187	187	187	187	187	213	213	213	213	213	213	213	203	203	203	203
AREA	0.151	0.15	0.143	0.155	0.157	0.154	0.154	0.157	0.152	0.145	0.15	0.155	0.152	0.12	0.153	0.151	0.149	0.11	0.126	0.139	0.146	0.152	0.155	0.154	0.153	0.153	0.154	0.165	0.157	0.154
14 STAGE	2.824	2.824	2.594	2.814	3.444	3.544	3.229	2.824	2.819	2.679	2.509	3.249	3.614	3.024	2.554	2.589	2.884	2.349	2.884	3.464	2.824	3.644	3.824	3.624	3.094	3.659	2.989	2.614	3.044	2.969
VOLUME	2659	2659	2212	2639	3852	4044	3440	2659	2649	2377	2047	3478	4177	3046	2135	2203	2775	1776	2775	3891	2659	4234	4576	4196	3180	4262	2979	2251	3084	2940
SALINITY	244	244	244	244	244	239	239	239	239	239	239	239	213	213	213	213	213	213	213	218	218	218	218	218	218	218	208	208	208	208
AREA	0.185	0.185	0.17	0.184	0.227	0.234	0.212	0.185	0.184	0.175	0.165	0.213	0.239	0.198	0.167	0.17	0.189	0.155	0.189	0.228	0.185	0.241	0.252	0.239	0.203	0.241	0.195	0.171	0.199	0.194
15 STAGE	3	2.93	2.89	2.855	2.73	2.53	2.67	2.99	2.94	2.87	2.735	2.57	2.243	2.755	2.845	2.73	2.645	2.35	2.13	2.155	2.18	2.83	3	2.92	2.81	2.725	2.705	2.74	3	2.925
VOLUME	2650	2524	2452	2389	2164	1804	2056	2632	2542	2416	2173	1876	1291	2209	2371	2164	2011	1480	1139	1173	1206	2344	2650	2506	2308	2155	2119	2182	2650	2515
SALINITY	239	239	239	239	239	250	250	250	250	250	250	250	229	229	229	229	229	229	229	234	234	234	234	234	234	234	239	239	239	239
AREA	0.218	0.211	0.207	0.204	0.192	0.173	0.186	0.217	0.212	0.206	0.193	0.177	0.145	0.194	0.203	0.192	0.184	0.156	0.134	0.137	0.139	0.202	0.218	0.21	0.2	0.192	0.19	0.193	0.218	0.211
16 STAGE	1.285	1.6	1.625	1.475	1.305	1.085	1.365	1.25	1.205	1.145	1.38	1.185	1.46	1.36	1.2	0.905	0.96	1.38	1.53	1.34	1.115	1.39	1.285	1.605	1.39	1.5	1.25	1.44	1.275	1.515
VOLUME	3345	4652	4756	4133	3428	2516	3677	3200	3013	2764	3739	2930	4071	3656	2993	1778	2001	3739	4361	3573	2640	3781	3345	4673	3781	4237	3200	3988	3304	4299
SALINITY	234	234	234	234	234	239	239	239	239	239	239	239	198	198	198	198	198	198	198	218	218	218	218	218	218	218	208	208	208	208
AREA	0.443	0.468	0.47	0.458	0.444	0.427	0.449	0.44	0.436	0.432	0.45	0.435	0.457	0.449	0.436	0.39	0.407	0.45	0.462	0.447	0.429	0.451	0.443	0.468	0.451	0.46	0.44	0.455	0.442	0.461
17 STAGE	3.845	3.83	2.755	3.79	3.84	3.3	3.13	4.24	3.735	3.715	3.715	3.645	3.29	3.065	4.14	2.57	2.91	3.25	3.59	4.37	3.21	3.2	3.865	3.5	3.15	2.74	2.222	2.209	2.196	2.183
VOLUME	4013	3982	2111	3899	4002	2963	2676	4957	3786	3744	3744	3600	2946	2567	4697	1849	2395	2940	3486	5295	2811	2794	4054	3300	271	2089	1454	1440	1426	1412
SALINITY	234	234	234	234	234	234	234	234	234	234	234	234	203	203	203	203	203	203	203	213	213	213	213	213	213	213	208	208	208	208
AREA	0.229	0.228	0.166	0.225	0.228	0.197	0.187	0.25	0.222	0.221	0.221	0.217	0.196	0.184	0.245	0.155	0.174	0.194	0.213	0.257	0.192	0.191	0.23	0.208	0.188	0.165	0.135	0.134	0.134	0.133
18 STAGE	3.65	3.655	3.655	3.645	3.645	3.42	3.355	3.265	3.21	3.845	4.225	4.205	4.12	4.035	3.96	3.895	3.71	3.49	3.36	3.2	3.055	2.89	2.7	1.9	2.91	2.4	3.505	4.315	4.125	3.965
VOLUME	9709	9736	9736	9682	9682	8459	8111	7628	7333	10777	12891	12778	12300	11822	11406	11050	10038	8834	8137	7279	6502	5765	5003	2610	5846	3923	8915	13397	12328	11433
SALINITY	198	198	198	198	198	203	203	203	203	203	203	203	182	182	182	182	182	182	182	187	187	187	187	187	187	187	198	198	198	198
AREA	0.515	0.516	0.516	0.515	0.515	0.49	0.484	0.476	0.471	0.539	0.581	0.579	0.57	0.562	0.553	0.545	0.523	0.496	0.485	0.471	0.458	0.444	0.428	0.299	0.445	0.396	0.498	0.59	0.571	0.554
19 STAGE	2.703	2.698	2.693	2.683	2.678	1.178	1.108	2.218	1.393	2.318	2.323	2.218	1.818	1.533	1.223	1.776	2.328	2.488	2.158	2.268	1.683	2.418	2.088	1.703	1.653	2.548	2.153	1.683	1.193	2.233
VOLUME	3899	3899	3888	3867	3856	854	770	2871	1179	3086	3096	2871	2007	1424	908	2008	3107	3449	2741	2979	1725	3300	2590	1766	1665	3578	2730	1725	872	2903
SALINITY	244	244	244	244	244	239	239	239	239	239	239	239	213	213	213	213	213	213	213	213	213	213	213	213	213	213	203	203	203	203
AREA	0.266	0.266	0.265	0.265	0.264	0.15	0.145	0.228	0.167	0.235	0.236	0.228	0.199	0.178	0.154	0.195	0.236	0.249	0.223	0.231	0.189	0.243	0.218	0.191	0.187	0.254	0.223	0.189	0.151	0.229
20 STAGE	2.87	2.87	2.86	2.85	2.76	2.85	2.64	2.67	2.685	2.715	2.74	2.73	2.59	2.42	2.54	2.51	2.535	2.52	2.34	2.34	2.32	2.39	2.36	2.21	2.1	2.265	2.14	2.12	2.1	2
VOLUME	4288	4288	4254	4219	3906	4219	3489	3594	3646	3750	3837	3802	3316	2697	3142	3038	3125	3072	2391	2391	2314	2582	2467	1893	1473	2104	1626	1550	1473	1090
SALINITY	250	250	250	250	250	260	260	260	260	260	260	260	260	260	260	260	260	260	260	317	317	317	317	317	317	317	281	281	281	281
AREA	0.425	0.425	0.423	0.421	0.403	0.421	0.38	0.386	0.389	0.395	0.4	0.398	0.37	0.34	0.361	0.355	0.36	0.357	0.326	0.326	0.323	0.335	0.33	0.305	0.287	0.314	0.293	0.29	0.287	0.27
21 STAGE	1.918	2.333	2.573	2.543	2.513	2.173	2.073	2.208	2.313	2.468	2.443	2.358	2.163	2.103	1.808	1.933	1.858	2.033	1.788	2.373	2.128	2.513	2.038	2.293	1.77	1.748	2.383	1.598	2.148	1.853
VOLUME	5474	8289	9979	9772	9565	7161	6461	7406	8147	9248	9070	8467	7091	6671	4836	5561	5126	6181	4720	8573	7476	9565	6216	8005	4616	4490	8644	3770	6986	5097
SALINITY	229	229	229	229	229	234	234	234	234	234	234	234	203	203	203	203	203	203	203	213	213	213	213	213	213	213	208	208	208	208
AREA	0.665	0.709	0.723	0.72	0.717	0.697	0.687	0.701	0.708	0.715	0.713	0.71	0.696	0.69	0.644	0.667	0.653	0.683	0.64	0.71	0.693	0.717	0.684	0.707	0.637	0.633	0.711	0.601	0.695	0.652
22 STAGE	1.885	1.86	1.345	1.715	1.79	1.605	1.95	1.745	1.55	1.92	1.865	1.935	1.95	1.93	1.815	2.105	1.53	1.97	1.81	1.93	1.86	1.83	1.81	1.96	1.355	1.74	1.695	1.83	1.82	1.685
VOLUME	6475	6350	3986	5634	6000	5114	6800	5776	4854	6650	6375	6725	6800	6700	6125	7449	4759	6900	6100	6700	6350	6200	6100	6850	4027	5753	5540	6200	6250	5492
SALINITY	208	208	208	208	208	229	229	229	229	229	229	229	198	198	198	198	198	198	198	208	208	208	208	208	208	208	198	198	198	198
AREA	0.644	0.638	0.542	0.607	0.622	0.588	0.659	0.612	0.579	0.652	0.639	0.655	0.659	0.654	0.628	0.683	0.575	0.663	0.627	0.654	0.638	0.631	0.627	0.661	0.544	0.611	0.604	0.631	0.629	0.602
23 STAGE	1.84	1.795	1.73	1.78	1.81	1.685	1.665	2.1	1.585	2.01	1.795	1.875	1.845	1.815	1.73	2.055	1.505	1.925	1.895	1.425	1.635	1.725	1.605	1.48	1.695	1.67	1.655	2.075	1.585	1.765
VOLUME	5368	5134	4797	5056	5212	4564	4461	7020	4047	6282	5134	5550	5394	5238	4797	6651	3634	5810	5634	3358	4306	4771	4151	3541	4616	4487	4409	6815	4047	4978
SALINITY	234	234	234	234	234	208	208	208	208	208	208	208	203	203	203	203	203	203	203	213	213	213	213	213	213	213	213	213	213	213
AREA	0.643	0.633	0.618	0.63	0.636	0.607	0.603	0.685	0.583	0.679	0.633	0.651	0.644	0.637	0.618	0.682	0.564	0.662	0.655	0.539	0.595	0.617	0.588	0.557	0.61	0.604	0.6	0.683	0.583	0.626
24 STAGE	1.6	1.645	1.995	1.96	1.85	1.395	*	*	*	1.87	1.825	1.695	*	1.445	1.445	*	1.655	1.775	1.5	1.51	*	1.42	1.5	1.76	1.33	1.4	1.52	1.42	1.52	1.315
VOLUME	1744	1840	2589	2514	2279	1340				2322	2226	1947		1430	1430		1862	2119	1530	1385		1551	1385	2086	1222	1349	1573	1385	1573	1195
SALINITY	229	229	229	229	229	239	239	239	239	239	239	239	161	161	161	161	161	161	161	218	218	218	218	218	218	218	213	213	213	213
AREA	0.232	0.234	0.248	0.246	0.242	0.215				0.243	0.241	0.236		0.221	0.221		0.234	0.239	0.228	0.228		0.218	0.228	0.238	0.207	0.216	0.229	0.218	0.229	0.205
25 STAGE	1.69	1.74	1.73	1.715	1.7	1.525	1.47	1.7	1.87	1.81	1.85	1.77	1.59	1.33	1.28	1.23	1.28	1.205	1.168	1.132	1.095	1.98	1.31	1.45	1.23	1.98	0.915	1.095	1.29	1.455
VOLUME	4005	4227	4183	4116	4049	3271	3064	4049	4805	4538	4716	4360	3560	2618	2459	2300	2459	2220	2103	1987	1870	5294	2555	3001	2300	5294	1403	1870	2491	3017
SALINITY	234	234	234	234	234	234	234	234	234	234	234	234	192	192	192	192	192	192	192	213	213	213	213	213	213	213	213	213	213	213
AREA	0.421	0.425	0.424	0.423	0.422	0.408	0.401	0.422	0.436	0.431	0.434	0.428	0.413	0.38	0.373	0.365	0.373	0.361	0.355	0.35	0.344	0.444	0.377	0.398	0.365	0.444	0.303	0.344	0.374	0.399

DAM DATA NOVEMBER Stage in meters Volume in cubic meters Salinity in milligrams/liter Area in hectares

DATE	1	2	3	4	5	6	7	8	9	10	11	12	13	14	15	16	17	18	19	20	21	22	23	24	25	26	27	28	29	30
26 STAGE	1.638	1.673	1.723	1.673	1.623	1.598	1.689	1.708	1.703	1.703	1.783	1.853	1.823	1.883	1.903	1.993	2.013	2.053	1.823	1.783	1.823	1.903	1.888	1.803	1.783	1.753	1.768	1.823	1.943	1.793
VOLUME	5526	5769	6117	5769	5422	5249	5880	6012	5978	5978	6533	7019	6811	7228	7366	7991	8130	8405	6811	6533	6811	7366	7262	6672	6533	6325	6429	6811	7644	6603
SALINITY	239	239	239	239	239	234	234	234	234	234	234	234	203	203	203	203	203	203	203	213	213	213	213	213	213	213	213	213	213	213
AREA	0.638	0.643	0.651	0.643	0.636	0.632	0.646	0.649	0.648	0.648	0.66	0.671	0.666	0.675	0.678	0.692	0.695	0.7	0.666	0.66	0.666	0.678	0.676	0.663	0.66	0.665	0.658	0.666	0.684	0.662
27 STAGE	1.691	1.616	1.506	0.586	1.536	1.321	1.216	1.601	1.781	1.536	1.666	1.79	1.486	1.256	1.481	1.516	1.656	1.386	1.256	1.071	0.971	1.404	1.356	1.626	1.366	1.231	1.011	1.011	0.951	0.896
VOLUME	3691	3566	3291	2170	3341	2808	2396	3280	3958	3433	3883	3645	3307	2491	3086	3400	3422	3008	2729	1919	1577	2027	2271	3332	2714	2661	1897	1698	1542	8312
SALINITY	229	229	229	229	229	208	208	208	208	208	208	208	182	182	182	182	182	182	182	208	208	208	208	208	208	208	208	208	208	208
AREA	0.377	0.373	0.365	0.315	0.367	0.353	0.342	0.365	0.383	0.369	0.38	0.376	0.366	0.345	0.359	0.368	0.369	0.358	0.352	0.331	0.32	0.313	0.339	0.366	0.351	0.349	0.33	0.325	0.315	0.294
28 STAGE	1.045	1.075	1.24	1.38	1.385	1.35	1.355	1.33	1.305	1.21	0.97	0.96	1.05	1.015	1.15	1.345	1.335	1.16	0.965	0.648	0.33	0.85	0.89	1.04	1	0.905	0.86	0.92	1	1.265
VOLUME	4174	4423	5792	6954	6996	6705	6747	6539	6332	5543	3656	3608	4215	3925	5054	6664	6581	5128	3632	2278	924	3080	3272	4132	3800	3344	3128	3416	3800	6000
SALINITY	239	239	239	239	239	224	224	224	224	224	224	224	198	198	198	198	198	198	198	213	213	213	213	213	213	213	198	198	198	198
AREA	0.816	0.829	0.844	0.863	0.864	0.859	0.86	0.856	0.853	0.839	0.8	0.797	0.817	0.812	0.831	0.858	0.857	0.832	0.799	0.614	0.429	0.762	0.775	0.816	0.81	0.78	0.765	0.784	0.81	0.847
29 STAGE	1.81	2.08	2.275	2.14	2.13	1.86	1.79	1.775	1.775	1.815	1.92	1.81	1.66	1.58	1.06	1.6	1.86	1.96	1.84	1.94	1.8	1.72	1.655	1.57	1.46	1.46	1.635	1.73	1.59	1.33
VOLUME	4683	5951	7049	6289	6232	4898	4597	4533	4533	4705	5156	4683	4038	3694	1766	3780	4898	5328	4812	5242	4640	4296	4017	3651	3206	3206	3931	4339	3737	2738
SALINITY	239	239	239	239	239	239	239	239	239	239	239	239	187	187	187	187	187	187	187	208	208	208	208	208	208	208	208	208	208	208
AREA	0.477	0.506	0.522	0.511	0.51	0.483	0.475	0.473	0.473	0.478	0.49	0.477	0.459	0.45	0.378	0.452	0.483	0.495	0.481	0.493	0.476	0.466	0.459	0.448	0.434	0.434	0.456	0.468	0.451	0.416
30 STAGE	4.395	4.47	4.525	4.55	4.56	4.555	4.995	4.99	5.015	4.995	4.975	4.515	4.48	4.435	4.415	4.375	4.38	4.325	4.175	4.135	4.08	3.875	3.875	4.075	3.975	4.075	4.11	4.11	4.1	4.11
VOLUME	105872	109987	113005	114377	114925	114651	138793	138518	140311	138793	137695	112457	110536	108067	106970	104775	105049	102032	93802	91607	88589	79275	79275	88315	83215	88315	90235	90235	89687	90235
SALINITY	203	203	203	203	203	213	213	213	213	213	213	213	203	203	203	203	203	203	203	213	213	213	213	213	213	213	208	208	208	208
AREA	5.011	5.06	5.097	5.113	5.12	5.116	5.407	5.403	5.414	5.407	5.394	5.09	5.067	5.037	5.024	4.998	5.001	4.965	4.866	4.839	0.4803	4.603	4.603	4.8	4.721	0.48	4.823	4.823	4.816	4.823
31 STAGE	*	*	*	*	*	*	*	5.475	5.67	5.985	6.01	5.575	5.555	5.535	5.515	5.525	5.545	5.485	5.375	*	5.275	5.275	5.475	5.275	5.175	5.175	5.004	4.879	4.814	4.749
VOLUME								158538	171375	192113	193758	165121	163804	162488	161171	161829	163146	159196	151954		79538	79538	158538	79538	138788	138788	127530	121487	118382	115277
SALINITY	135	135	135	135	135	156	156	156	156	156	156	156	161	161	161	161	161	161	161	177	177	177	177	177	177	177	182	182	182	182
AREA								4.973	5.085	5.266	5.281	5.031	5.019	5.008	4.996	5.002	5.013	4.979	4.916		4.858	4.858	4.973	4.858	4.801	4.801	4.702	4.635	4.6	4.564
32 STAGE	1.425	1.42	1.62	1.71	1.64	1.65	1.615	1.57	1.56	1.67	1.575	1.49	1.535	1.49	1.53	1.57	1.3	1.36	1.28	1.17	1.4	1.505	1.66	1.6	1.44	1.5	1.5	1.62	1.515	1.61
VOLUME	1959	1948	2415	2631	2463	2487	2403	2296	2272	2535	2308	2105	2212	2105	2200	2296	1677	1812	1632	1384	1902	2140	2511	2367	1993	2128	2128	2415	2164	2391
SALINITY	229	229	229	229	229	224	224	224	224	224	224	224	187	187	187	187	187	187	187	208	208	208	208	208	208	208	203	203	203	203
AREA	0.267	0.267	0.279	0.282	0.279	0.28	0.278	0.277	0.276	0.28	0.277	0.273	0.275	0.273	0.275	0.277	0.256	0.262	0.255	0.245	0.265	0.274	0.28	0.278	0.269	0.274	0.274	0.279	0.275	0.278
33 STAGE	1.96	1.72	1.96	2.085	2.2	2.03	2.23	1.64	1.955	1.87	2.075	1.92	2.36	1.755	1.55	2.2	2.065	1.5	2.1	1.63	1.94	1.72	2.61	2.31	1.735	1.73	1.95	2.06	1.74	1.81
VOLUME	1579	1214	1579	1769	1944	1686	1990	1093	1572	1442	1754	1518	2187	1268	956	1944	1739	880	1792	1078	1549	1214	2567	2111	1237	1230	1564	1731	1245	1351
SALINITY	234	234	234	234	234	213	213	213	213	213	213	213	192	192	192	192	192	192	192	213	213	213	213	213	213	213	203	203	203	203
AREA	0.153	0.138	0.153	0.157	0.16	0.156	0.161	0.133	0.152	0.147	0.157	0.15	0.164	0.14	0.128	0.16	0.157	0.125	0.157	0.133	0.151	0.138	0.17	0.162	0.139	0.139	0.152	0.156	0.139	0.144
34 STAGE	1.54	1.525	1.35	1.325	1.265	1.475	1.365	1.46	1.45	1.53	1.34	1.44	1.4	1.35	1.74	1.62	1.355	1.27	1.4	1.38	1.52	1.565	1.405	1.47	1.475	1.44	1.385	1.625	1.44	1.625
VOLUME	3334	3286	2722	2642	2448	3125	2770	3076	3044	3302	2690	3012	2883	2722	3978	3591	2738	2464	2883	2819	3269	3414	2899	3102	3125	3012	2835	3608	3012	3608
SALINITY	234	234	234	234	234	229	229	229	229	229	229	229	192	192	192	192	192	192	192	213	213	213	213	213	213	213	198	198	198	198
AREA	0.434	0.431	0.394	0.389	0.376	0.421	0.397	0.418	0.415	0.432	0.392	0.413	0.405	0.394	0.477	0.451	0.395	0.377	0.405	0.401	0.43	0.44	0.406	0.42	0.421	0.413	0.402	0.453	0.413	0.453
35 STAGE	1.71	1.7	1.87	2.02	1.94	1.71	2.385	1.86	2.33	2.17	1.86	2	1.93	1.945	1.94	2.08	1.83	2.17	2.16	1.84	1.93	1.955	1.92	1.83	1.875	1.76	1.9	2	1.78	1.94
VOLUME	2736	2709	3157	3595	3342	2736	5326	3131	5066	4306	3131	3500	3315	3355	3342	3880	3052	4306	4259	3078	3315	3381	3289	3052	3171	2867	3236	3500	2920	3342
SALINITY	239	239	239	239	239	244	244	244	244	244	244	244	203	203	203	203	203	203	203	213	213	213	213	213	213	213	208	208	208	208
AREA	0.321	0.319	0.353	0.381	0.368	0.321	0.408	0.351	0.404	0.392	0.351	0.38	0.366	0.369	0.368	0.386	0.345	0.392	0.392	0.347	0.366	0.371	0.364	0.345	0.355	0.331	0.36	0.38	0.335	0.368
36 STAGE	1.2	1.165	1.13	1.605	1.535	1.295	1.285	1.145	1.67	1.165	1.62	1.53	1.31	1.185	1.23	1.17	1.09	1.415	1.67	1.78	1.69	1.37	0.97	1.21	1.51	1.71	1.65	1.35	1.28	1.65
VOLUME	1246	1181	1116	2026	1875	1421	1402	1143	2166	1180	2058	1865	1449	1217	1301	1190	1042	1643	2166	2402	2209	1560	842	1264	1822	2252	2123	1523	1393	2123
SALINITY	234	234	234	234	234	234	234	234	234	234	234	234	198	198	198	198	198	198	198	213	213	213	213	213	213	213	203	203	203	203
AREA	0.202	0.2	0.198	0.226	0.222	0.208	0.207	0.199	0.23	0.2	0.227	0.222	0.209	0.201	0.204	0.2	0.195	0.215	0.23	0.237	0.231	0.212	0.185	0.203	0.221	0.233	0.229	0.211	0.207	0.229
37 STAGE	1.51	1.26	1.105	0.995	0.705	1.39	0.935	1.305	1.265	1.385	1.425	1.045	0.625	1.545	0.84	1.585	1.085	1.425	1.225	0.915	1.535	1.7	1.505	1.14	1.105	1.23	1.665	1.465	1.355	1.145
VOLUME	239	200	175	158	112	220	148	207	200	219	226	166	99	245	133	250	172	226	194	145	243	269	238	180	175	195	264	232	215	181
SALINITY	244	244	244	244	244	218	218	218	218	218	218	218	192	192	192	192	192	192	192	213	213	213	213	213	213	213	203	203	203	203
AREA	0.016	0.016	0.016	0.016	0.016	0.016	0.016	0.016	0.016	0.016	0.016	0.016	0.016	0.016	0.016	0.016	0.016	0.016	0.016	0.016	0.016	0.016	0.016	0.016	0.016	0.016	0.016	0.016	0.016	0.016
38 STAGE	1.196	1.106	1.101	1.166	1.181	1.136	1.041	1.031	1.021	1.061	1.231	1.226	1.221	1.291	1.241	1.231	1.271	1.235	1.211	1.191	1.201	1.346	1.076	0.981	1.161	1.181	1.271	1.261	1.241	1.321
VOLUME	3541	2971	2940	3351	3446	3161	2560	2496	2433	2686	3763	3731	3699	4143	3826	3763	4016	3788	3636	3509	3573	4491	2781	2223	3319	3446	4016	3953	3826	4333
SALINITY	234	234	234	234	234	208	208	208	208	208	208	208	198	198	198	198	198	198	198	208	208	208	208	208	208	208	203	203	203	203
AREA	0.598	0.562	0.56	0.586	0.592	0.574	0.536	0.532	0.528	0.544	0.612	0.61	0.608	0.636	0.616	0.612	0.628	0.614	0.604	0.596	0.6	0.658	0.55	0.512	0.584	0.592	0.628	0.624	0.616	0.648

DAM DATA NOVEMBER Stage in meters Volume in cubic meters Salinity in milligrams/liter Area in hectares

	DATE	1	2	3	4	5	6	7	8	9	10	11	12	13	14	15	16	17	18	19	20	21	22	23	24	25	26	27	28	29	30
19	STAGE	1.096	0.741	0.976	1.061	1.176	1.191	1.176	1.256	1.151	1.171	1.186	1.266	1.296	1.336	1.356	1.311	1.321	1.246	1.206	1.176	1.186	1.136	0.991	0.836	0.881	0.931	0.991	1.186	1.216	1.386
	VOLUME	1700	785	1388	1609	1908	1947	1908	2115	1843	1895	1934	2140	2215	2315	2365	2253	2278	2090	1986	1908	1934	1804	1427	1024	1141	1271	1427	1934	2012	2440
	SALINITY	234	234	234	234	234	213	213	213	213	213	213	213	198	198	198	198	198	198	198	213	213	213	213	213	213	213	203	203	203	203
	AREA	0.268	0.237	0.258	0.265	0.274	0.275	0.274	0.28	0.272	0.274	0.275	0.281	0.284	0.287	0.288	0.285	0.286	0.28	0.276	0.274	0.275	0.271	0.259	0.247	0.25	0.254	0.259	0.275	0.277	0.291
40	STAGE	3.785	3.91	3.975	3.945	3.865	3.8	3.75	3.745	3.755	3.745	3.695	3.665	3.615	3.545	3.525	3.545	3.53	3.485	3.455	3.2	3.05	3.125	3.4	3.385	3.315	3.26	3.195	3.135	3.085	3.07
	VOLUME	22562	23834	24496	24190	23376	22715	22206	22155	22257	22155	21646	21341	20832	20119	19916	20119	19967	19509	19204	16608	15082	15845	18644	18491	17779	17219	16558	15947	15438	15285
	SALINITY	140	140	140	140	140	177	177	177	177	177	177	177	182	182	182	182	182	182	182	192	192	192	192	192	192	192	187	187	187	187
	AREA	1.104	1.124	1.134	1.129	1.117	1.106	1.099	1.098	1.099	1.098	1.09	1.085	1.077	1.066	1.063	1.066	1.064	1.057	1.052	1.012	0.988	1	1.043	1.041	1.03	1.021	1.011	1.001	0.993	0.991
41	STAGE	3.785	3.91	3.975	3.945	3.865	3.8	3.75	3.745	3.755	3.745	3.695	3.665	3.615	3.545	3.525	3.545	3.53	3.485	3.455	3.2	3.05	3.125	3.4	3.385	3.315	3.26	3.195	3.135	3.085	3.07
	VOLUME	23763	25100	25796	25475	24619	23923	23388	23335	23442	23335	22800	22479	21944	21195	20927	21195	21034	20553	20232	17503	15898	16701	19643	19483	18734	18145	17450	16808	16273	16112
	SALINITY	140	140	140	140	140	177	177	177	177	177	177	177	182	182	182	182	182	182	182	192	192	192	192	192	192	192	187	187	187	187
	AREA	1.177	1.196	1.206	1.202	1.189	1.179	1.172	1.171	1.172	1.171	1.163	1.158	1.151	1.14	1.137	1.14	1.138	1.131	1.126	1.087	1.064	1.075	1.118	1.115	1.105	1.096	1.086	1.077	1.069	1.067
42	STAGE	4.139	4.149	4.154	4.164	4.174	4.169	3.779	4.189	4.204	4.204	4.199	4.204	4.204	3.805	4.184	4.194	4.184	4.154	4.154	4.144	4.144	4.124	4.139	4.139	4.124	4.119	4.094	4.094	4.074	4.079
	VOLUME	56774	57045	57181	57453	57724	57588	47747	58131	58539	58539	58403	58539	58539	48365	57996	58267	57996	57181	57181	56910	56910	56367	56774	56774	56367	56231	55552	55552	55009	55145
	SALINITY	140	140	140	140	140	146	146	146	146	146	146	146	151	151	151	151	151	151	151	156	156	156	156	156	156	156	156	156	156	156
	AREA	2.591	2.594	2.596	2.599	2.602	2.601	2.473	2.607	2.612	2.612	2.611	2.612	2.612	2.482	2.606	2.609	2.606	2.596	2.596	2.593	2.593	2.586	2.591	2.591	2.586	2.584	2.576	2.576	2.569	2.571
*	TOT.VOL	346746	367089	365113	377865	380186	366736	388271	391350	391897	395098	392514	363464	357113	348102	345238	347420	342923	338194	322206	319401	311375	311980	305372	311877	291745	299496	304563	309746	308360	312196
*	TOT.AREA	24.918	25.003	24.61	24.968	25.156	24.797	24.906	24.983	24.765	24.888	25.726	24.803	24.508	24.169	24.11	24.133	23.817	23.892	23.514	22.179	18.675	23.287	22.844	22.922	22.736	18.595	22.926	23.1	23.063	22.965

* EXCLUDED ARE DAMS 24,31,40,41,42.

DAM DATA DECEMBER Stage in meters Volume in cubic meters Salinity in milligrams/liter Area in hectares

DAM NO.	DATE	1	2	3	4	5	6	7	8	9	10	11	12	13	14	15	16	17	18	19	20	21	22	23	24	25	26	27	28	29	30	31
	EVAP.	11.3	5.3	6.8	9	9.8	8.8	9	10.8	9.5	10	9.8	9.3	9.8	9.8	8.3	7	9	8.8	8.8	12.3	11	7.3	8	9	8	11	9.5	10.5	9.3	12.7	10
	RAIN.	0	0	0	0	0	0	0	0	0	0	0	0	0	0	0	0	0	0	0	0	0	0	0	0	0	0	0	0	0	0.4	0
	NETT EVA	11.3	5.3	6.8	9	9.8	8.8	9	10.8	9.5	10	9.8	9.3	9.8	9.8	8.3	7	9	8.8	8.8	12.3	11	7.3	8	9	8	11	9.5	10.5	9.3	12.3	10
1	STAGE	3.613	3.533	3.493	3.453	3.73	3.263	3.208	3.103	3.013	2.903	3.293	3.513	3.678	3.753	3.858	3.758	3.653	3.583	3.453	3.368	3.278	3.128	3.333	3.188	3.433	3.668	3.708	3.578	3.473	3.373	3.223
	VOLUME	10043	9639	9432	9207	10635	8134	7824	7231	6723	6142	8304	9538	10372	10751	11282	10776	10246	9892	9207	8727	8219	7372	8529	7711	9094	10321	10524	9866	9320	8755	7909
	SALINITY	203	203	203	213	213	213	213	213	213	213	203	203	203	203	203	203	203	182	182	182	182	182	182	182	161	161	161	161	161	161	161
	AREA	0.708	0.685	0.673	0.663	0.742	0.613	0.599	0.572	0.548	0.518	0.621	0.679	0.727	0.748	0.779	0.75	0.719	0.699	0.663	0.641	0.617	0.578	0.632	0.594	0.658	0.724	0.735	0.698	0.668	0.642	0.603
2	STAGE	2.327	2.352	2.392	2.377	2.362	2.402	2.402	2.413	2.447	2.417	2.407	2.232	2.087	1.922	2.012	2.092	2.152	2.172	2.212	2.196	2.125	2.082	1.932	2.042	2.122	1.972	1.947	2.042	2.127	2.167	2.217
	VOLUME	15632	16032	16672	16432	16192	16832	16832	17008	17552	17072	16912	14213	12705	10964	11925	12757	13381	13589	14005	13554	13104	12653	11071	12237	13069	11500	11232	12237	13121	13537	14057
	SALINITY	208	208	208	187	187	187	187	187	187	187	192	192	192	192	192	192	192	177	177	177	177	177	177	177	161	161	161	161	161	161	161
	AREA	1.185	1.187	1.19	1.189	1.188	1.191	1.191	1.192	1.195	1.193	1.192	1.176	1.176	1.138	1.151	1.16	1.167	1.169	1.174	1.169	1.164	1.159	1.139	1.155	1.164	1.146	1.142	1.155	1.164	1.169	1.174
3	STAGE	1.109	1.304	1.124	0.889	0.699	0.869	1.119	1.169	0.929	0.704	0.619	0.649	0.749	0.969	1.109	0.709	0.694	0.649	0.649	0.799	0.649	0.809	0.809	0.669	0.664	0.789	1.024	1.649	0.989	0.609	0.534
	VOLUME	2736	3630	2796	1945	1373	1881	2776	2976	2073	1385	1173	1248	1496	2201	2735	1398	1360	1248	1248	1657	1248	1689	1689	1298	1285	1625	2396	5765	2265	1148	960
	SALINITY	198	198	198	187	187	187	187	187	187	187	172	172	172	172	172	172	172	140	140	140	140	140	140	140	140	140	140	140	140	140	140
	AREA	0.512	0.558	0.516	0.458	0.412	0.454	0.515	0.528	0.468	0.414	0.393	0.4	0.425	0.478	0.512	0.415	0.411	0.4	0.4	0.437	0.4	0.439	0.439	0.405	0.404	0.434	0.491	0.603	0.482	0.39	0.371
4	STAGE	2.638	2.258	2.243	2.343	2.373	2.138	2.023	2.008	2.258	2.428	2.383	2.363	1.963	1.743	1.743	1.743	1.643	1.343	1.443	1.843	2.053	2.058	2.053	2.033	2.598	2.618	1.743	1.743	2.033	1.843	1.743
	VOLUME	8224	5778	5688	6344	6544	5131	4522	4442	5778	6910	6611	6478	4252	3373	3373	3373	2988	1990	2275	3772	4681	4707	4681	4575	7982	8102	3373	3373	4575	3772	3373
	SALINITY	218	218	218	203	203	203	203	203	203	203	182	182	182	182	182	182	182	166	166	166	166	166	166	166	146	146	146	146	146	146	146
	AREA	0.599	0.543	0.541	0.557	0.562	0.521	0.499	0.497	0.543	0.571	0.564	0.561	0.488	0.449	0.449	0.449	0.432	0.36	0.39	0.467	0.505	0.506	0.505	0.501	0.594	0.597	0.449	0.449	0.501	0.467	0.449
5	STAGE	1.204	1.419	1.569	1.299	1.259	1.379	1.599	1.734	1.409	1.039	0.649	0.899	1.104	1.259	1.389	1.539	1.734	1.409	1.164	0.654	0.979	1.229	1.309	1.449	1.259	0.859	1.014	1.194	1.459	1.159	1.299
	VOLUME	1370	1868	2278	1573	1475	1770	2370	2784	1844	1071	467	817	1188	1475	1794	2186	2784	1844	1297	471	962	1415	1598	1942	1475	745	1025	1352	1966	1288	1573
	SALINITY	203	203	203	187	187	187	187	187	187	187	177	177	177	177	177	177	177	146	146	146	146	146	146	146	146	146	146	146	146	146	146
	AREA	0.284	0.344	0.384	0.313	0.302	0.344	0.393	0.431	0.341	0.227	0.069	0.167	0.749	0.302	0.336	0.376	0.431	0.341	0.27	0.07	0.204	0.293	0.315	0.352	0.302	0.149	0.218	0.281	0.302	0.268	0.313
6	STAGE	1.908	1.888	1.863	1.778	1.833	1.893	1.923	1.913	1.778	1.758	1.763	1.818	1.798	1.788	1.823	1.778	1.743	1.618	1.448	1.648	1.738	1.798	1.723	1.648	1.448	1.448	1.688	1.688	1.748	1.598	1.548
	VOLUME	10627	10459	10249	9535	9997	10501	10753	10669	9535	367	9409	9871	9703	9619	9913	9535	9243	8229	6883	8473	9203	9703	9081	8473	6883	6883	8797	8797	9284	8067	7661
	SALINITY	208	208	208	203	203	203	203	203	203	203	177	177	177	177	177	177	177	172	172	172	172	172	172	172	140	140	140	140	140	140	140
	AREA	0.931	0.928	0.923	0.908	0.918	0.929	0.934	0.932	0.908	0.904	0.905	0.915	0.912	0.91	0.916	0.908	0.901	0.872	0.836	0.879	0.9	0.912	0.897	0.879	0.836	0.836	0.889	0.889	0.903	0.868	0.856
7	STAGE	2.736	2.611	2.596	2.866	2.746	2.631	2.481	2.451	2.801	2.861	2.831	2.546	2.321	2.281	2.306	2.226	2.156	2.686	2.756	2.791	2.546	2.411	2.236	2.181	2.521	2.741	2.506	2.376	2.601	2.656	2.611
	VOLUME	10119	9395	9308	10942	10177	9511	8628	8433	10526	10910	10718	9018	7587	7327	7489	6988	6589	9829	10238	10462	9018	8173	7359	6732	8874	10148	8787	7945	9337	9656	9395
	SALINITY	213	213	213	198	198	198	198	198	198	198	182	182	182	182	182	182	182	166	166	166	166	166	166	166	156	156	156	156	156	156	156
	AREA	0.633	0.616	0.613	0.65	0.634	0.618	0.598	0.594	0.642	0.65	0.646	0.606	0.577	0.572	0.575	0.565	0.556	0.625	0.636	0.64	0.606	0.598	0.573	0.559	0.603	0.634	0.601	0.584	0.614	0.622	0.616
8	STAGE	*	*	*	*	*	*	*	*	*	*	*	*	*	*	*	*	*	*	*	*	*	*	*	*	*	*	*	*	*	*	*
	VOLUME																															
	SALINITY	*	*	*	*	*	*	*	*	*	*	*	*	*	*	*	*	*	*	*	*	*	*	*	*	*	*	*	*	*	*	*
	AREA																															
9	STAGE	0.907	1.027	1.207	1.077	0.827	0.752	0.812	0.937	1.267	1.102	0.967	0.732	0.977	1.067	1.077	1.517	1.202	1.217	0.887	0.897	1.387	1.317	1.317	1.217	0.932	0.982	1.177	1.252	0.987	1.092	0.817
	VOLUME	1375	1681	2156	1813	1173	993	1135	1451	2279	1813	1525	945	1552	1787	1813	2405	2143	2183	1324	1350	2339	2304	2304	2183	1438	1564	2077	2271	1577	1853	1147
	SALINITY	208	208	208	187	187	187	187	187	187	187	172	172	172	172	172	172	172	151	151	151	151	151	151	151	151	151	151	151	151	151	151
	AREA	0.246	0.262	0.288	0.269	0.235	0.225	0.233	0.25	0.297	0.273	0.254	0.223	0.255	0.268	0.269	0.335	0.287	0.289	0.243	0.244	0.315	0.304	0.304	0.289	0.249	0.256	0.283	0.294	0.256	0.271	0.234
10	STAGE	1.96	1.96	1.96	1.96	1.96	1.96	1.96	1.96	1.95	1.95	1.955	1.97	1.95	1.95	1.95	1.94	1.95	1.945	1.95	1.95	1.95	1.94	1.94	1.94	1.94	1.935	1.93	1.93	1.925	1.92	1.92
	VOLUME	6468	6468	6468	6468	6468	6468	6468	6468	6410	6410	6439	6526	6410	6410	6410	6352	6410	6381	6410	6410	6410	6352	6352	6352	6352	6322	6293	6293	6264	6235	6235
	SALINITY	359	359	359	385	385	385	385	385	385	385	395	395	395	395	395	395	395	411	411	411	411	411	411	411	421	421	421	421	421	421	421
	AREA	0.652	0.652	0.652	0.652	0.652	0.652	0.652	0.652	0.65	0.65	0.651	0.654	0.65	0.65	0.65	0.648	0.65	0.649	0.65	0.65	0.65	0.648	0.648	0.648	0.648	0.647	0.646	0.646	0.645	0.644	0.644
11	STAGE	0.7	0.7	0.705	0.7	0.7	0.7	0.705	0.7	0.7	0.69	0.69	0.69	0.69	0.69	0.69	0.69	0.69	0.69	0.69	0.69	0.69	0.68	0.68	0.68	0.68	0.675	0.67	0.67	0.565	0.66	0.655
	VOLUME	206	206	208	206	206	206	208	206	206	201	201	201	201	201	201	201	201	201	201	201	201	196	196	196	196	194	192	192	141	187	184
	SALINITY	473	473	473	442	442	442	442	442	442	442	416	416	416	416	416	416	416	395	395	395	395	395	395	395	375	375	375	375	375	375	375
	AREA	0.057	0.057	0.058	0.057	0.057	0.057	0.058	0.057	0.057	0.057	0.057	0.057	0.057	0.057	0.057	0.057	0.057	0.057	0.057	0.057	0.057	0.057	0.057	0.057	0.057	0.057	0.056	0.056	0.053	0.056	0.056
12	STAGE	6.32	6.28	6.24	6.21	6.18	6.15	6.115	6.07	6.025	5.985	5.945	5.905	5.86	5.82	5.77	5.75	5.685	5.645	5.605	5.56	5.52	5.455	5.405	5.355	5.31	5.26	5.21	5.155	5.095	5.045	4.275
	VOLUME	70530	69370	68210	67340	66470	65600	64585	63280	61975	60815	59655	58495	57190	56030	54580	54000	52115	50955	49795	48490	47330	45498	44107	42716	41464	40073	38682	37152	35483	34092	18625
	SALINITY	234	234	234	244	244	244	244	244	244	244	244	244	244	244	244	244	244	250	250	250	250	250	250	250	255	255	255	255	255	255	255
	AREA	3.2	3.152	3.105	3.069	3.033	2.998	2.956	2.903	2.85	2.807	2.773	2.738	2.699	2.664	2.621	2.604	2.548	2.513	2.479	2.44	2.405	2.358	2.324	2.29	2.26	2.226	2.192	2.155	2.114	2.08	1.579

DAM DATA DECEMBER Stage in meters Volume in cubic meters Salinity in milligrams/liter Area in hectares

DATE	1	2	3	4	5	6	7	8	9	10	11	12	13	14	15	16	17	18	19	20	21	22	23	24	25	26	27	28	29	30	31
13 STAGE	1.94	1.66	1.84	1.97	1.995	2.02	2.07	2.035	1.925	1.885	1.865	1.85	1.905	2.08	2.02	1.97	2.025	2.11	2.105	2.16	1.985	2.08	2.11	2.11	2.16	2.04	2.13	2.015	1.965	2.09	2.135
VOLUME	1364	959	1203	1412	1452	1478	1522	1491	1339	1275	1243	1219	1307	1530	1478	1412	1482	1557	1552	1601	1436	1530	1557	1557	1601	1495	1574	1473	1404	1539	1579
SALINITY	203	203	203	187	187	187	187	187	187	187	172	172	172	172	172	172	172	151	151	151	151	151	151	151	146	146	146	146	146	146	146
AREA	0.145	0.123	0.138	0.148	0.15	0.151	0.153	0.151	0.144	0.141	0.14	0.139	0.143	0.153	0.151	0.148	0.151	0.154	0.154	0.156	0.149	0.153	0.154	0.154	0.156	0.152	0.155	0.151	0.141	0.154	0.155
14 STAGE	2.684	2.704	3.169	3.764	3.544	3.069	2.459	2.614	2.499	2.634	3.174	3.404	3.584	3.584	2.989	2.469	3.174	3.584	3.459	3.039	3.519	3.504	3.044	2.374	3.864	3.764	3.204	3.624	3.139	3.349	3.574
VOLUME	2387	2426	3324	4462	4044	3132	2920	2251	2028	2290	3334	3776	4120	4120	2979	1978	3334	4120	3075	3881	3996	3968	3084	1818	4652	4462	3392	2271	3267	3670	4101
SALINITY	208	208	208	198	198	198	198	198	198	198	182	182	182	182	182	182	182	151	151	151	151	151	151	151	146	146	146	146	146	146	146
AREA	0.176	0.177	0.208	0.248	0.234	0.201	0.193	0.171	0.164	0.173	0.208	0.224	0.25	0.237	0.195	0.162	0.208	0.237	0.228	0.199	0.232	0.231	0.199	0.157	0.255	0.248	0.21	0.172	0.206	0.22	0.236
15 STAGE	2.85	2.72	2.625	2.545	2.625	3.03	2.39	3.19	2.78	2.625	2.465	2.445	2.985	2.88	2.77	2.625	2.43	2.23	2.31	2.83	2.985	2.81	2.61	2.395	2.18	2.13	2.95	3.02	2.885	2.715	2.525
VOLUME	2380	2146	1975	1831	1975	2704	1552	1992	2254	1975	1687	1651	2623	2434	2236	1975	1624	1273	1408	2344	2623	2308	1948	1561	1206	1139	2560	2686	2443	2137	1795
SALINITY	239	239	239	255	255	255	255	255	255	255	224	224	224	224	224	224	224	203	203	203	203	203	203	203	177	177	177	177	177	177	177
AREA	0.204	0.191	0.182	0.174	0.182	0.221	0.159	0.236	0.197	0.182	0.167	0.165	0.217	0.206	0.196	0.182	0.163	0.144	0.152	0.202	0.217	0.2	0.181	0.166	0.139	0.134	0.213	0.22	0.207	0.191	0.172
16 STAGE	1.485	1.245	1.065	1.11	1.245	1.52	1.24	1.57	1.32	1.535	1.42	1.425	1.15	1.595	1.5	1.18	1.49	1.17	1.39	1.06	1.32	0.99	1.15	1.2	1.45	1.28	1.33	1.06	1.24	0.95	1.125
VOLUME	4175	3179	2433	2619	3179	4320	3159	4527	3490	4382	3905	3926	2785	4631	4237	2910	4196	2868	3781	2412	3490	2122	2785	2993	4030	3324	3532	2412	3159	1960	3200
SALINITY	208	208	208	187	187	187	187	187	187	187	177	177	177	177	177	177	177	156	156	156	156	156	156	156	140	140	140	140	140	140	140
AREA	0.459	0.44	0.425	0.429	0.44	0.462	0.439	0.466	0.446	0.463	0.454	0.454	0.432	0.468	0.46	0.434	0.459	0.434	0.451	0.425	0.446	0.417	0.432	0.436	0.456	0.442	0.446	0.475	0.439	0.404	0.44
17 STAGE	2.17	2.57	3.31	2.985	3.53	3.49	3.13	2.795	2.785	2.775	2.51	1.91	2.343	2.775	2.36	3.26	3.55	3.205	2.795	2.65	3.17	3.385	3.19	3.01	3.11	3.81	3.545	3.087	2.805	3.43	3.555
VOLUME	1398	1849	2980	2436	3362	3283	2676	2167	2153	2139	1764	1139	1639	2139	1601	2895	3403	2803	2167	1962	2744	3106	2777	2474	2642	3940	3393	2604	2181	3182	3414
SALINITY	208	208	208	182	182	182	182	182	182	182	172	172	172	172	172	172	172	146	146	146	146	146	146	146	140	140	140	140	140	140	140
AREA	0.132	0.155	0.197	0.179	0.21	0.207	0.187	0.168	0.168	0.167	0.152	0.117	0.142	0.167	0.143	0.195	0.211	0.191	0.168	0.16	0.19	0.202	0.191	0.181	0.186	0.227	0.211	0.185	0.169	0.204	0.211
18 STAGE	3.795	3.665	3.51	3.332	3.152	3.082	2.927	2.752	2.582	3.112	2.957	2.797	2.592	2.457	2.467	2.892	3.272	3.137	2.997	2.862	2.697	2.787	3.107	2.962	2.702	3.112	2.982	3.495	3.352	3.237	3.012
VOLUME	10503	9791	8943	7987	7022	6647	5914	5212	4529	6808	6034	5392	4569	4131	4108	5773	7665	6942	6195	5653	4991	5352	6781	6054	5011	6808	6135	8861	8094	7477	6271
SALINITY	198	198	198	203	203	203	203	203	203	203	192	192	192	192	192	192	192	166	166	166	166	166	166	166	161	161	161	161	161	161	161
AREA	0.533	0.517	0.498	0.482	0.466	0.46	0.447	0.432	0.418	0.463	0.449	0.436	0.419	0.405	0.405	0.444	0.477	0.465	0.453	0.441	0.428	0.435	0.462	0.45	0.428	0.463	0.451	0.497	0.484	0.474	0.454
19 STAGE	2.028	1.623	1.748	2.428	2.633	1.038	2.618	2.348	1.993	1.948	1.238	2.053	1.452	0.763	2.798	2.428	2.334	1.803	1.553	1.848	1.273	2.738	1.413	1.753	1.933	1.583	2.208	1.853	2.118	2.138	2.398
VOLUME	2460	1605	1856	3321	3760	686	3728	3150	2385	2288	926	2514	1278	422	4112	3321	3120	1947	1464	2072	978	3984	1213	1866	2255	1525	2849	2082	2655	2698	3257
SALINITY	203	203	203	182	182	182	182	182	182	182	172	172	172	172	172	172	172	151	151	151	151	151	151	151	140	140	140	140	140	140	140
AREA	0.213	0.185	0.194	0.244	0.261	0.139	0.259	0.238	0.211	0.207	0.155	0.215	0.172	0.12	0.274	0.244	0.237	0.198	0.18	0.201	0.158	0.269	0.169	0.194	0.206	0.182	0.227	0.201	0.22	0.221	0.242
20 STAGE	1.5	1.7	1.7	1.5	1.5	1.5	1.5	1.5	1.5	1.5	1.5	1.5	1.5	1.5	1.5	1.5	1.5	2.1	2.16	2	2	1.7	2	1.7	1.7	1.5	1.5	1.5	1.5	1.5	1.5
VOLUME	338	639	639	338	338	338	338	338	338	338	338	338	338	338	338	338	338	1473	1702	1090	1090	639	1090	639	639	338	338	338	338	338	338
SALINITY	281	281	281	348	348	348	348	348	348	348	25	25	25	25	25	25	25	25	276	276	276	276	276	276	317	317	317	317	317	317	317
AREA	0.166	0.208	0.208	0.166	0.166	0.166	0.166	0.166	0.166	0.166	0.166	0.166	0.166	0.166	0.166	0.166	0.166	0.287	0.297	0.27	0.27	0.208	0.27	0.208	0.208	0.166	0.166	0.166	0.166	0.166	0.166
21 STAGE	1.993	1.838	1.993	1.533	1.663	1.913	1.898	2.183	2.348	2.053	1.768	1.503	1.748	1.818	2.433	1.383	1.233	1.458	1.773	1.958	2.213	1.898	1.928	2.048	2.133	1.873	1.888	1.938	2.003	1.868	1.643
VOLUME	5909	5010	5909	3458	4082	5445	5358	7231	8396	6321	4604	3314	4490	4894	8999	2785	2142	3115	4633	5706	7441	5358	5532	6286	6881	5213	5300	5590	5971	5184	3986
SALINITY	208	208	208	187	187	187	187	187	187	187	177	177	177	177	177	177	177	146	146	146	146	146	146	146	146	146	146	146	146	146	146
AREA	0.679	0.65	0.679	0.588	0.615	0.664	0.661	0.698	0.709	0.685	0.636	0.582	0.633	0.646	0.713	0.562	0.536	0.574	0.637	0.672	0.701	0.661	0.666	0.685	0.693	0.656	0.659	0.668	0.68	0.655	0.611
22 STAGE	1.685	1.605	1.6	1.45	1.31	1.885	1.73	1.69	1.525	1.695	1.85	1.89	1.65	1.53	1.6	1.545	1.15	1.26	1.33	1.56	1.95	1.62	1.765	1.79	1.795	1.47	1.42	1.53	1.6	1.68	1.865
VOLUME	5492	5114	5090	4414	3844	6475	5705	5516	4735	5540	6300	6500	5327	4759	5090	4830	3247	3641	3925	4901	6800	5185	5875	6000	6025	4495	4292	4759	5090	5469	6375
SALINITY	198	198	198	192	192	192	192	192	192	192	172	172	172	172	172	172	172	146	146	146	146	146	146	146	140	140	140	140	140	140	140
AREA	0.602	0.588	0.587	0.561	0.536	0.644	0.61	0.603	0.574	0.604	0.636	0.645	0.596	0.575	0.587	0.578	0.503	0.527	0.539	0.58	0.659	0.591	0.616	0.622	0.623	0.565	0.556	0.575	0.587	0.601	0.639
23 STAGE	1.725	1.695	1.675	1.595	1.545	1.87	1.735	1.475	1.79	1.79	1.735	1.655	1.525	1.39	1.255	1.435	1.775	1.835	1.735	1.645	1.575	1.475	1.37	1.27	1.215	1.53	1.64	1.695	1.695	1.605	1.935
VOLUME	4771	4616	4512	4099	3841	5524	4822	3525	5108	5108	4822	4409	3737	3241	2792	3391	5030	5342	4822	4357	3996	3525	3175	2842	2677	3763	4332	4616	4616	4151	5862
SALINITY	213	213	213	213	213	213	213	213	213	213	187	187	187	187	187	187	187	161	161	161	161	161	161	161	166	166	166	166	166	166	166
AREA	0.617	0.61	0.605	0.586	0.574	0.649	0.619	0.555	0.632	0.632	0.619	0.6	0.569	0.528	0.486	0.542	0.629	0.642	0.619	0.598	0.581	0.555	0.522	0.49	0.472	0.57	0.597	0.61	0.61	0.588	0.664
24 STAGE	1.81	1.8	1.555	1.61	1.57	1.285	1.32	1.695	1.875	1.59	1.8	1.53	1.275	1.04	1.755	1.85	1.745	1.66	1.535	1.62	1.215	1.91	1.755	1.4	1.33	1.715	1.73	1.42	1.965	1.735	1.59
VOLUME	2193	2172	1647	1765	1680	1141	1204	1947	2333	1723	2172	1594	1123	697	2076	2279	2054	1872	1605	1787	1014	2407	2076	1349	1222	1990	2022	1385	2525	2033	1723
SALINITY	213	213	213	198	198	198	198	198	198	198	187	187	187	187	187	187	187	182	182	182	182	182	182	182	166	166	166	166	166	166	166
AREA	0.24	0.24	0.23	0.232	0.231	0.202	0.206	0.236	0.243	0.232	0.24	0.229	0.201	0.172	0.238	0.242	0.238	0.234	0.229	0.233	0.193	0.244	0.238	0.216	0.207	0.237	0.237	0.218	0.247	0.237	0.232
25 STAGE	1.425	1.455	1.624	1.529	1.245	1.315	1.295	1.904	2.369	2.309	2.124	1.949	1.454	1.275	1.415	1.504	1.719	1.614	1.849	1.774	1.875	2.029	1.944	1.629	1.464	1.405	1.549	1.634	1.714	1.355	1.245
VOLUME	2921	3017	3711	3289	2348	2571	2507	4956	7036	6767	5939	5156	3013	2443	2889	3178	4134	3667	4712	4378	4827	5513	5134	3733	3045	2857	3378	3756	4111	2698	2348
SALINITY	213	213	213	192	192	192	192	192	192	192	172	172	172	172	172	172	172	151	151	151	151	151	151	151	146	146	146	146	146	146	146
AREA	0.395	0.399	0.416	0.408	0.367	0.378	0.375	0.438	0.477	0.472	0.456	0.442	0.399	0.372	0.393	0.406	0.424	0.415	0.434	0.428	0.436	0.448	0.442	0.416	0.401	0.392	0.41	0.417	0.423	0.384	0.367

DAM DATA DECEMBER Stage in meters Volume in cubic meters Salinity in milligrams/liter Area in hectares

DATE	1	2	3	4	5	6	7	8	9	10	11	12	13	14	15	16	17	18	19	20	21	22	23	24	25	26	27	28	29	30	31
26 STAGE	1.863	1.863	1.918	1.863	1.918	1.903	2.033	2.043	1.868	1.713	1.583	1.548	1.563	1.483	1.493	1.498	1.563	1.523	1.558	1.893	1.653	1.698	1.693	1.663	1.763	1.803	1.813	1.823	1.803	1.713	1.698
VOLUME	7089	7089	7471	7089	7471	7366	8267	8336	7123	6047	5144	4901	5005	4490	4536	4559	5005	4728	4971	7297	5630	5943	5908	5700	6394	6672	6741	6811	6672	6047	5943
SALINITY	213	213	213	203	203	203	203	203	203	203	187	187	187	187	187	187	187	161	161	161	161	161	161	161	151	151	151	151	151	151	151
AREA	0.672	0.672	0.681	0.672	0.681	0.678	0.697	0.699	0.673	0.649	0.63	0.624	0.627	0.612	0.615	0.616	0.627	0.62	0.626	0.677	0.64	0.647	0.646	0.642	0.657	0.663	0.665	0.666	0.663	0.649	0.647
7 STAGE	0.981	1.466	1.126	1.376	0.931	1.506	1.151	0.891	0.846	1.346	1.636	1.406	1.316	1.186	0.861	0.691	1.461	1.711	1.341	1.276	1.176	1.091	0.981	0.871	1.496	1.256	1.236	0.801	1.316	0.951	0.951
VOLUME	1351	2748	3628	3103	1731	1771	1689	1384	1278	2366	3428	3073	2983	2365	1383	876	1531	2710	2855	2597	2182	1967	1587	1341	2859	2550	2473	1478	2503	1653	1565
SALINITY	208	208	208	187	187	187	187	187	187	187	169	169	169	169	169	169	169	138	138	138	138	138	138	138	141	141	141	141	141	141	141
AREA	0.282	0.35	0.375	0.36	0.322	0.252	0.302	0.295	0.282	0.341	0.37	0.36	0.357	0.342	0.297	0.23	0.223	0.351	0.354	0.347	0.337	0.332	0.32	0.29	0.346	0.347	0.346	0.308	0.344	0.321	0.319
28 STAGE	1.23	1.27	1.29	1.29	1.23	0.985	1.36	1.25	1.065	1.03	0.875	0.76	0.925	0.95	0.99	0.97	0.945	0.95	1	1.47	1.33	1.23	1.14	1.15	1.18	1.05	1.03	1.01	0.93	0.73	1.01
VOLUME	5709	6041	6207	6207	5709	3728	6788	5875	4340	4049	3200	2648	3440	3560	3752	3636	3536	3560	3800	7701	6539	5709	4962	5045	5294	4215	4049	3883	3464	2504	3883
SALINITY	198	198	198	192	192	192	192	192	192	192	182	182	182	182	182	182	182	146	146	146	146	146	146	146	146	146	146	146	146	146	146
AREA	0.842	0.848	0.851	0.851	0.842	0.805	0.86	0.845	0.819	0.814	0.77	0.733	0.786	0.794	0.807	0.8	0.792	0.794	0.81	0.876	0.856	0.842	0.83	0.831	0.835	0.817	0.814	0.811	0.788	0.724	0.811
29 STAGE	1.615	1.7	1.135	1.385	1.76	1.62	1.75	1.875	1.79	1.595	1.44	1.545	1.545	1.61	1.76	1.69	1.655	1.795	1.75	1.615	1.52	1.66	1.69	1.6	1.505	1.8	1.81	1.735	1.76	1.65	1.525
VOLUME	3845	4210	2036	2936	4468	3866	4425	4963	4597	3759	3134	3544	3544	3823	4468	4167	4017	4619	4425	3845	3436	4038	4167	3780	3372	4640	4683	4361	4468	3995	3458
SALINITY	208	208	208	187	187	187	187	187	187	187	166	166	166	166	166	166	166	156	156	156	156	156	156	156	146	146	146	146	146	146	146
AREA	0.454	0.464	0.389	0.424	0.471	0.454	0.47	0.485	0.475	0.451	0.432	0.445	0.445	0.453	0.471	0.463	0.459	0.475	0.47	0.454	0.442	0.459	0.463	0.452	0.441	0.476	0.477	0.468	0.471	0.458	0.443
30 STAGE	4.08	4.13	4.045	3.985	3.915	3.88	3.88	3.84	3.76	3.67	3.58	3.51	3.46	3.45	3.4	3.33	3.28	3.23	3.08	3.18	3.08	3.08	3.332	3.237	3.237	3.177	3.077	3.012	2.957	2.927	2.467
VOLUME	88589	91333	86669	83609	80850	79472	79472	77896	74744	71189	67652	64894	62924	62530	60560	57802	55832	53862	47952	51892	47952	47952	57881	54138	54138	51774	47834	45273	44260	43223	33287
SALINITY	208	208	208	208	208	208	208	208	208	208	203	203	203	203	203	203	203	182	182	182	182	182	182	182	166	166	166	166	166	166	166
AREA	4.803	4.836	4.78	4.732	4.65	4.608	4.608	4.561	4.467	4.361	4.254	4.172	4.113	4.101	4.042	3.959	3.9	3.841	3.664	3.782	3.664	3.664	3.962	3.85	3.85	3.779	3.661	3.584	3.516	3.478	2.897
31 STAGE	4.744	4.724	4.694	4.674	4.649	4.634	4.624	4.609	4.529	4.459	4.589	4.474	4.434	4.394	4.364	4.334	4.334	4.334	4.324	4.269	4.149	4.234	4.159	4.094	4.04	3.969	3.919	3.864	3.799	3.744	3.669
VOLUME	115039	114083	11265	111695	110501	109784	109306	108590	104769	101425	107635	102142	100231	98320	96887	95454	95454	95454	94977	92349	86617	90677	87095	83990	81411	78406	76641	74699	72405	70463	67816
SALINITY	182	182	182	192	192	192	192	192	192	192	192	192	192	192	192	192	192	198	198	198	198	198	198	198	203	203	203	203	203	203	203
AREA	4.562	4.551	4.535	4.624	4.51	4.502	4.497	4.489	4.446	4.408	4.478	4.416	4.394	4.373	4.357	4.34	4.34	4.34	4.335	4.305	4.24	4.286	4.246	4.211	4.182	4.142	4.113	4.081	4.043	4.012	3.968
32 STAGE	1.79	1.66	1.48	1.455	1.46	1.53	1.595	1.925	1.695	1.76	1.405	1.315	1.435	1.585	1.45	1.45	1.455	1.505	1.56	1.445	1.52	1.57	1.465	1.55	1.76	1.925	1.355	1.62	1.575	1.3	1.29
VOLUME	2822	2511	2083	2026	2038	2200	2355	3145	2595	2750	1914	1711	1981	2331	2015	2015	2026	2140	2272	2004	2176	2296	2049	2248	2750	3145	1801	2415	2308	1677	1654
SALINITY	203	203	203	182	182	182	182	182	182	182	166	166	166	166	166	166	166	140	140	140	140	140	140	140	140	140	140	140	140	140	140
AREA	0.285	0.28	0.27	0.272	0.27	0.275	0.278	0.29	0.281	0.284	0.266	0.258	0.268	0.277	0.27	0.27	0.27	0.274	0.276	0.269	0.275	0.277	0.271	0.276	0.284	0.29	0.261	0.279	0.277	0.256	0.256
33 STAGE	1.93	2.045	2.09	1.945	1.655	1.78	2	1.76	1.875	2.005	2.06	2.22	2.19	2.28	2.19	2.22	1.97	2	2.02	1.615	2.2	2.195	2.06	1.88	1.735	1.605	1.495	1.6	1.71	1.825	1.8
VOLUME	1534	1708	1777	1556	1116	1306	1640	1275	1450	1648	1731	1974	1929	2066	1929	1974	1594	1640	1670	1055	1944	1936	1731	1458	1237	1040	876	1032	1199	1374	1336
SALINITY	203	203	203	187	187	187	187	187	187	187	166	166	166	166	166	166	166	146	146	146	146	146	146	146	135	135	135	135	135	135	135
AREA	0.151	0.156	0.157	0.152	0.134	0.142	0.155	0.141	0.148	0.155	0.156	0.16	0.16	0.162	0.16	0.16	0.153	0.155	0.155	0.132	0.16	0.16	0.156	0.148	0.139	0.1341	0.125	0.131	0.138	0.145	0.143
34 STAGE	1.555	1.435	1.185	1.38	1.21	1.58	1.47	1.48	1.54	1.215	1.31	1.325	1.095	1.285	1.24	1.34	1.64	1.25	1.19	1.19	1.4	1.5	1.25	1.26	1.23	1.205	1.4	1.285	1.495	1.28	1.44
VOLUME	3382	2996	2191	2819	2271	3463	3108	3141	3334	2287	2593	2642	1901	2513	2368	2690	3656	2400	2207	2207	2883	3205	2400	2432	2336	2255	2883	2513	3189	2497	3012
SALINITY	198	198	198	203	203	203	203	203	203	203	166	166	166	166	166	166	166	140	140	140	140	140	140	140	140	140	140	140	140	140	140
AREA	0.438	0.412	0.359	0.401	0.365	0.443	0.42	0.422	0.434	0.366	0.386	0.389	0.34	0.38	0.371	0.392	0.456	0.373	0.36	0.36	0.405	0.426	0.373	0.375	0.369	0.363	0.405	0.38	0.425	0.379	0.413
35 STAGE	1.995	1.84	1.885	1.82	1.855	2.08	1.935	1.875	1.86	1.78	1.73	1.705	1.67	1.63	1.725	1.745	1.63	1.715	1.705	1.71	2.165	1.82	1.745	1.685	1.62	1.88	1.655	1.88	1.735	1.705	1.665
VOLUME	3487	3078	3197	3026	3118	3880	3329	3171	3131	2920	2788	2722	2630	2525	2775	2828	2525	2749	2722	2736	4283	3026	2828	2670	2498	3184	2591	3184	2801	2722	2617
SALINITY	208	208	208	192	192	192	192	192	192	192	172	172	172	172	172	172	172	151	151	151	151	151	151	151	146	146	146	146	146	146	146
AREA	0.379	0.347	0.357	0.343	0.35	0.386	0.367	0.355	0.351	0.335	0.325	0.32	0.313	0.305	0.324	0.328	0.305	0.322	0.32	0.321	0.392	0.343	0.328	0.316	0.302	0.356	0.31	0.356	0.326	0.32	0.312
36 STAGE	1.53	1.3	1.3	1.29	1.29	1.57	1.63	1.82	1.555	1.08	1.18	1.34	1.46	1.57	1.67	1.85	1.635	1.23	1.41	1.54	1.66	1.655	1.41	1.42	1.48	1.625	1.73	1.62	1.54	1.55	1.6
VOLUME	1865	1430	1430	1412	1412	1951	2080	2488	1918	1023	1208	1504	1726	1951	2166	2553	2090	1301	1634	1886	2144	2133	1634	1652	1763	2069	2295	2058	1886	1908	2015
SALINITY	203	203	203	187	187	187	187	187	187	187	166	166	166	166	166	166	166	156	156	156	156	156	156	156	140	140	140	140	140	140	140
AREA	0.222	0.208	0.208	0.207	0.207	0.224	0.228	0.239	0.223	0.195	0.201	0.21	0.218	0.224	0.23	0.241	0.228	0.204	0.215	0.222	0.23	0.229	0.215	0.215	0.219	0.228	0.236	0.227	0.222	0.223	0.226
37 STAGE	0.645	1.675	1.375	1.615	1.605	1.355	1.08	1.09	1.74	1.365	1.365	1.385	1.195	0.86	1.645	1.36	1.205	1.615	1.455	1.185	1.44	1.345	1.305	1.695	1.545	1.36	1.535	1.2	1.17	1.395	1.14
VOLUME	102	265	218	256	254	215	171	173	275	216	216	219	189	136	260	215	191	256	230	188	228	213	207	268	245	215	243	190	185	221	181
SALINITY	203	203	203	187	187	187	187	187	187	187	172	172	172	172	172	172	172	151	151	151	151	151	151	151	146	146	146	146	146	146	146
AREA	0.016	0.016	0.016	0.016	0.016	0.016	0.016	0.016	0.016	0.016	0.016	0.016	0.016	0.016	0.016	0.016	0.016	0.016	0.016	0.016	0.016	0.016	0.016	0.016	0.016	0.016	0.016	0.016	0.016	0.016	0.016
38 STAGE	1.221	1.066	1.051	1.166	1.181	1.216	1.271	1.256	1.336	1.206	1.021	1.061	1.201	1.201	1.206	1.281	1.261	1.136	1.241	1.301	1.261	1.201	1.301	1.221	1.061	1.131	1.081	1.031	0.991	1.201	1.206
VOLUME	3699	2718	2623	3351	3446	3668	4016	3921	4428	3604	2433	2686	3573	3573	3604	4079	3953	3161	3826	4206	3953	3573	4206	3699	2686	3129	2813	2496	2264	3573	3604
SALINITY	203	203	203	182	182	182	182	182	182	182	177	177	177	177	177	177	177	146	146	146	146	146	146	146	135	135	135	135	135	135	135
AREA	0.608	0.546	0.54	0.586	0.592	0.606	0.628	0.622	0.654	0.602	0.528	0.544	0.6	0.6	0.602	0.632	0.624	0.574	0.616	0.64	0.624	0.6	0.64	0.608	0.544	0.572	0.552	0.532	0.516	0.6	0.602

DAM DATA DECEMBER Stage in meters Volume in cubic meters Salinity in milligrams/liter Area in hectares

	DATE	1	2	3	4	5	6	7	8	9	10	11	12	13	14	15	16	17	18	19	20	21	22	23	24	25	26	27	28	29	30	31
39	STAGE	1.496	1.196	0.936	0.851	0.836	0.906	1.196	1.291	1.436	1.231	0.996	0.976	0.856	0.836	0.936	0.936	0.996	0.856	0.861	0.986	1.111	1.216	1.296	1.306	1.046	1.216	1.486	1.561	1.276	1.181	1.51
	VOLUME	2715	1960	1284	1063	1024	1206	1960	2203	2565	2051	1440	1388	1076	1024	1284	1284	1440	1076	1089	1414	1739	2012	2215	2240	1570	2012	2690	2878	2165	1921	2750
	SALINITY	203	203	203	182	182	182	182	182	182	182	177	177	177	177	177	177	177	146	146	146	146	146	146	146	146	146	146	146	146	146	146
	AREA	0.3	0.276	0.255	0.248	0.247	0.252	0.276	0.283	0.295	0.278	0.26	0.258	0.248	0.247	0.255	0.255	0.26	0.248	0.249	0.259	0.269	0.277	0.284	0.284	0.264	0.277	0.299	0.305	0.282	0.274	0.301
40	STAGE	3.045	2.97	2.95	2.9	2.845	2.825	2.795	2.78	2.745	2.75	2.695	2.61	2.57	2.655	2.7	2.655	2.62	2.56	2.48	2.48	3.115	2.51	2.445	2.44	2.285	2.245	2.185	2.235	2.37	2.405	2.38
	VOLUME	15031	14335	14176	13779	13341	13182	12944	12824	12546	12586	12149	14473	11155	11831	12189	11831	11553	11076	10440	10440	15743	10678	10241	10122	8890	8572	8095	8493	9566	9844	9645
	SALINITY	187	187	187	187	187	187	187	187	187	187	198	198	198	198	198	198	198	198	198	198	198	198	198	198	203	203	203	203	203	203	203
	AREA	0.987	0.975	0.972	0.964	0.955	0.952	0.947	0.944	0.939	0.94	0.931	0.917	0.91	0.924	0.931	0.924	0.918	0.909	0.896	0.896	0.998	0.901	0.892	0.889	0.864	0.858	0.848	0.856	0.878	0.884	0.88
41	STAGE	3.045	2.97	2.95	2.9	2.845	2.825	2.795	2.78	2.745	2.75	2.695	2.61	2.57	2.655	2.7	2.655	2.62	2.56	2.48	2.48	3.115	2.51	2.455	2.44	2.285	2.245	2.185	2.235	2.37	2.405	2.38
	VOLUME	15845	15105	14932	14502	14028	13856	13597	13468	13167	13210	12736	12004	11659	12392	12779	12392	12090	11573	10884	10884	16594	11143	10669	10540	9205	8860	8343	8774	9937	10238	10023
	SALINITY	187	187	187	187	187	187	187	187	187	187	198	198	198	198	198	198	198	198	198	198	198	198	198	198	203	203	203	203	203	203	203
	AREA	1.063	1.051	1.047	1.038	1.028	1.024	1.019	1.016	1.01	1.011	1.001	0.985	0.978	0.994	1.002	0.994	0.987	0.976	0.962	0.962	1.074	0.967	0.957	0.955	0.927	0.919	0.908	0.918	0.942	0.948	0.944
42	STAGE	4.064	4.024	4.004	3.999	3.974	3.984	3.984	3.984	3.949	3.944	3.909	3.904	3.874	3.864	3.869	3.854	3.854	3.824	3.804	3.789	3.784	3.769	3.764	3.764	3.754	3.734	3.714	3.709	3.704	3.694	3.664
	VOLUME	54738	53652	53109	52976	52382	52620	52620	52620	51788	51669	50837	50718	50005	49768	49887	49530	49530	48817	48342	47985	47866	47510	47391	47391	47153	46678	46203	46084	45965	45727	45014
	SALINITY	156	156	156	172	172	172	172	172	172	172	177	177	177	177	177	177	177	182	182	182	182	182	182	182	182	182	182	182	182	182	182
	AREA	2.566	2.553	2.546	2.545	2.537	2.54	2.54	2.54	2.528	2.527	2.515	2.514	2.504	2.501	2.502	2.498	2.498	2.488	2.481	2.476	2.475	2.47	2.468	2.468	2.465	2.459	2.452	2.45	2.449	2.446	2.436
*	TOT.VOL	304795	300453	294771	287898	282827	281512	283247	282130	277875	259486	257277	248879	238802	235776	241459	231440	232545	227151	219700	230948	230040	224359	227644	216661	223168	220591	214624	212848	211718	200731	177296
*	TOT.AREA	22.78	22.638	22.518	22.262	22.083	22.085	22.201	22.183	21.923	21.466	20.957	20.85	21.344	20.792	20.944	20.692	20.636	20.489	20.241	20.381	20.6	20.494	20.641	20.191	20.264	20.221	20.17	20.21	20.018	19.582	18.638

* EXCLUDED ARE DAMS 24,31,40,41,42.

DAM DATA JANUARY Stage in meters Volume in cubic meters Salinity in milligrams/liter Area in hectares

DAM NO.	DATE	1	2	3	4	5	6	7	8	9	10	11	12	13	14	15	16	17	18	19	20	21	22	23	24	25	26	27	28	29	30	31
	EVAP.	7	9.3	10	11.3	7.7	8.3	8	9.3	10.3	8.8	8	10	9	10.8	7.3	9.5	9.3	8.8	6	9.5	8.8	10.8	7.5	6.5	8.8	9	14.3	7.8	9.3	9.3	9.8
	RAIN.	0	0	0	0	5	0	0	0	0	0	0	0	0	0	0	0	0	0	0	0	0	0	0	0	0	0	0	0	0	0	0
	NETT EVA	7	9.3	10	11.3	2.7	8.3	8	9.3	10.3	8.8	8	10	9	10.8	7.3	9.5	9.3	8.8	6	9.5	8.8	10.8	7.5	6.5	8.8	9	14.3	7.8	9.3	9.3	9.8
1	STAGE	3.133	2.963	2.848	2.693	2.393	2.863	3.153	3.403	3.568	3.478	3.343	3.238	3.133	2.968	3.173	3.068	3.053	3.478	3.443	3.353	3.233	3.128	2.983	2.893	3.133	3.403	3.613	3.493	3.393	3.263	3.533
	VOLUME	7401	6456	5854	5043	3641	5933	7514	8925	9816	9348	8586	7993	7401	6483	7626	7034	6949	9348	9150	8642	7965	7372	6561	6090	7401	8925	10043	9432	8868	8134	9658
	SALINITY	161	166	166	166	166	166	166	140	140	140	140	140	140	140	140	140	140	140	140	140	140	130	130	130	130	130	130	130	109	109	109
	AREA	0.58	0.535	0.503	0.461	0.386	0.507	0.585	0.65	0.695	0.669	0.634	0.607	0.58	0.536	0.59	0.563	0.559	0.669	0.66	0.637	0.606	0.578	0.54	0.516	0.58	0.65	0.708	0.673	0.647	0.613	0.684
2	STAGE	2.212	2.267	2.297	2.307	2.362	2.312	2.172	1.982	1.827	1.872	2.022	2.112	2.162	2.202	2.102	1.927	1.752	1.562	1.617	1.722	1.847	1.977	2.082	2.122	1.972	1.812	1.692	1.862	1.962	2.082	2.012
	VOLUME	14005	14672	15152	15312	16192	15392	13589	11607	9945	10428	12029	12965	13485	13901	12861	11017	9141	7676	8099	8905	10160	11553	12653	13069	11500	9785	8675	10321	11393	12653	11925
	SALINITY	161	140	140	140	140	140	140	151	151	151	151	151	151	151	145	145	145	145	145	145	145	109	109	109	109	109	109	109	93	93	93
	AREA	1.174	1.179	1.182	1.183	1.188	1.183	1.169	1.147	1.122	1.13	1.152	1.163	1.168	1.173	1.161	1.138	1.11	1.072	1.083	1.109	1.126	1.146	1.159	1.164	1.146	1.12	1.098	1.128	1.144	1.159	1.151
3	STAGE	0.849	0.629	0.689	0.649	0.629	0.649	0.599	0.744	0.609	0.549	0.709	0.529	0.659	0.629	0.579	0.809	0.929	0.729	0.959	0.809	0.749	0.909	1.179	1.219	1.209	1.249	1.149	1.229	0.829	0.749	0.839
	VOLUME	1817	1198	1348	1248	1198	1248	1123	1485	1148	998	1398	948	1273	1198	1073	1689	2073	1448	2169	1689	1498	2009	3016	3176	3136	3296	2896	3216	1753	1498	1785
	SALINITY	140	125	125	125	125	125	125	135	135	135	135	135	135	135	114	114	114	114	114	114	114	114	114	114	114	114	114	114	88	88	88
	AREA	0.449	0.395	0.41	0.4	0.395	0.4	0.388	0.424	0.39	0.375	0.415	0.37	0.402	0.395	0.383	0.439	0.468	0.42	0.475	0.439	0.425	0.463	0.53	0.54	0.538	0.548	0.523	0.543	0.444	0.425	0.446
4	STAGE	1.743	1.743	1.643	1.543	1.443	1.698	1.953	1.843	1.743	1.663	1.773	1.733	1.993	1.513	1.463	1.653	2.008	2.133	2.108	2.268	2.283	2.093	1.908	1.818	1.848	1.698	1.433	1.328	1.853	1.738	1.438
	VOLUME	3373	3373	3007	2641	2275	3244	4212	3772	3373	3065	3492	3335	4372	2488	2332	3027	4442	5105	4972	5845	5948	4893	4032	3672	3792	3200	2247	1947	3812	3354	2261
	SALINITY	146	140	140	140	140	140	140	140	140	140	140	140	140	140	125	125	125	125	125	125	125	119	119	119	119	119	119	119	99	99	99
	AREA	0.449	0.449	0.429	0.41	0.39	0.439	0.487	0.467	0.449	0.435	0.454	0.447	0.494	0.41	0.397	0.434	0.497	0.52	0.515	0.545	0.547	0.512	0.478	0.462	0.468	0.441	0.387	0.355	0.469	0.448	0.389
5	STAGE	1.459	1.639	1.374	1.049	0.924	1.179	0.809	0.929	1.214	0.879	0.499	0.989	1.199	0.769	0.839	0.939	0.904	1.129	0.614	0.879	1.079	0.659	0.894	1.194	0.759	0.884	0.559	1.039	1.369	0.639	0.869
	VOLUME	1966	2493	1758	1089	862	1324	654	871	1388	781	349	980	1361	581	708	889	826	1238	440	781	1143	475	808	1352	563	790	396	1071	1745	460	763
	SALINITY	146	130	130	130	130	130	130	135	135	135	135	135	135	135	114	114	114	114	114	114	114	114	114	114	114	114	114	114	83	83	83
	AREA	0.354	0.404	0.332	0.23	0.179	0.275	0.127	0.181	0.287	0.158	0.023	0.208	0.282	0.109	0.14	0.185	0.17	0.258	0.058	0.158	0.24	0.072	0.165	0.281	0.104	0.161	0.041	0.227	0.331	0.066	0.154
6	STAGE	1.548	1.548	1.448	1.348	1.668	1.713	1.628	1.638	1.653	1.678	1.618	1.568	1.503	1.998	1.528	1.443	1.423	1.388	1.388	1.398	1.288	1.228	1.328	1.308	1.378	1.488	1.528	1.543	1.428	1.408	1.438
	VOLUME	7661	7661	6898	6134	8635	9000	8310	8391	8513	8716	8229	7824	7296	11383	7499	6845	6695	6433	6433	6508	5685	5265	5984	5834	6358	7182	7499	7621	6733	6583	6808
	SALINITY	140	146	146	146	146	146	146	140	140	140	140	140	140	140	135	135	135	135	135	135	135	130	130	130	130	130	130	130	109	109	109
	AREA	0.856	0.856	0.837	0.818	0.884	0.894	0.875	0.877	0.88	0.886	0.872	0.861	0.846	0.948	0.851	0.835	0.831	0.825	0.825	0.827	0.807	0.795	0.814	0.81	0.823	0.843	0.851	0.855	0.832	0.828	0.834
7	STAGE	2.306	2.281	2.601	2.711	2.796	2.561	2.741	2.831	2.806	2.811	2.551	2.426	2.331	2.606	2.421	2.271	2.321	2.136	2.481	2.236	2.161	2.411	2.266	2.181	2.601	2.491	2.661	2.376	2.281	2.511	2.351
	VOLUME	7489	7327	9337	9974	10494	9105	10148	10718	10558	10590	9047	8270	7652	9366	8238	7262	7587	6475	8628	7045	6618	8173	7229	6732	9337	8693	9685	7945	6806	8816	7782
	SALINITY	156	140	140	140	140	140	140	135	135	135	135	135	135	135	125	125	125	125	125	125	125	114	114	114	114	114	114	114	104	104	104
	AREA	0.575	0.572	0.614	0.63	0.641	0.609	0.634	0.646	0.642	0.643	0.607	0.591	0.578	0.615	0.59	0.571	0.577	0.553	0.598	0.566	0.556	0.589	0.57	0.559	0.614	0.599	0.623	0.584	0.562	0.602	0.581
8	STAGE	*	*	*	*	*	*	*	*	*	*	*	*	*	*	*	*	*	*	*	*	*	*	*	*	*	*	*	*	*	*	*
	VOLUME																															
	SALINITY	*	*	*	*	*	*	*	*	*	*	*	*	*	*	*	*	*	*	*	*	*	*	*	*	*	*	*	*	*	*	*
	AREA																															
9	STAGE	0.732	1.217	1.127	1.272	1.257	0.997	1.032	1.327	0.972	0.977	1.092	1.092	1.447	1.322	1.022	1.287	1.027	0.907	1.439	1.482	1.467	1.177	1.172	1.207	1.567	1.352	1.427	1.022	0.957	1.197	1.097
	VOLUME	945	2183	1945	2325	2288	1602	1694	2464	1539	1552	1853	1853	2766	2451	1668	2363	1681	1375	2746	2855	2817	2077	2064	2156	3069	2527	2716	1668	1501	2130	1866
	SALINITY	151	130	130	130	130	130	130	135	135	135	135	135	135	135	125	125	125	125	125	125	125	114	114	114	114	114	114	114	99	99	99
	AREA	0.223	0.289	0.276	0.297	0.295	0.258	0.263	0.306	0.254	0.255	0.271	0.271	0.324	0.305	0.261	0.3	0.262	0.246	0.323	0.329	0.327	0.283	0.283	0.288	0.342	0.31	0.321	0.261	0.252	0.286	0.272
10	STAGE	1.915	1.9	1.92	1.9	1.9	1.9	1.895	1.895	1.895	1.9	2.055	1.885	1.885	1.88	1.87	1.875	1.87	1.87	1.86	1.86	1.85	1.85	1.84	1.86	1.88	1.9	1.91	1.9	1.9	1.9	1.895
	VOLUME	6206	6119	6235	6119	6119	6119	6090	6090	6090	6119	7074	6032	6032	6003	5945	5974	5945	5945	5887	5887	5829	5829	5771	5887	6003	6119	6177	6119	6119	6119	6090
	SALINITY	421	442	442	442	442	442	442	437	437	437	437	437	437	437	260	260	260	260	260	260	260	301	301	301	301	301	301	301	177	177	177
	AREA	0.643	0.64	0.644	0.64	0.64	0.64	0.639	0.639	0.639	0.64	0.666	0.637	0.637	0.636	0.634	0.635	0.634	0.634	0.632	0.632	0.63	0.63	0.628	0.632	0.636	0.64	0.642	0.64	0.64	0.64	0.639
11	STAGE	0.65	0.65	0.65	0.645	0.64	0.65	0.645	0.635	0.635	0.64	0.39	0.625	0.62	0.615	0.61	0.61	0.61	0.61	0.59	0.6	0.59	0.59	0.58	0.595	0.46	0.63	0.65	0.64	0.64	0.63	0.63
	VOLUME	182	182	182	180	177	182	180	175	175	177	79	170	168	165	163	163	163	163	153	158	153	153	148	156	99	172	182	177	177	172	172
	SALINITY	374	354	354	354	354	354	354	348	348	348	348	348	348	348	301	301	301	301	301	301	301	625	625	625	625	625	625	625	218	218	218
	AREA	0.056	0.056	0.056	0.056	0.055	0.056	0.056	0.055	0.055	0.055	0.047	0.055	0.055	0.055	0.055	0.055	0.055	0.055	0.054	0.054	0.054	0.054	0.054	0.054	0.05	0.055	0.056	0.055	0.055	0.055	0.055
12	STAGE	4.95	4.885	4.835	4.79	4.72	4.67	4.61	4.555	4.51	4.455	4.575	4.655	4.6	4.54	4.485	4.43	4.36	4.295	4.225	4.155	4.095	4.055	4.01	3.955	4.145	4.305	4.23	4.175	4.095	4.025	3.965
	VOLUME	31756	30347	29263	28287	26770	25686	24385	23192	22217	21325	23626	25360	24168	22867	21775	20950	19900	18925	17875	16825	15925	15325	14650	14028	16675	19075	17950	17125	15925	14875	14133
	SALINITY	255	265	265	265	265	265	265	270	270	270	270	270	270	270	291	291	291	291	291	291	291	301	301	301	301	301	301	301	291	291	291
	AREA	2.018	1.975	1.943	1.914	1.868	1.836	1.797	1.761	1.732	1.696	1.774	1.826	1.79	1.751	1.715	1.68	1.634	1.392	1.546	1.501	1.462	1.436	1.407	1.378	1.494	1.598	1.55	1.514	1.462	1.416	1.383

DAM DATA JANUARY Stage in meters Volume in cubic meters Salinity in milligrams/liter Area in hectares

DATE	1	2	3	4	5	6	7	8	9	10	11	12	13	14	15	16	17	18	19	20	21	22	23	24	25	26	27	28	29	30	31
13 STAGE	2.04	1.95	2.13	2.2	2.05	2.15	2.15	2.145	2.15	1.97	2.07	2	1.93	2.085	2.02	2.15	2.165	2.165	2.14	2.17	2.18	2.11	2.145	2.13	2.135	2.18	2.18	2.165	2.1	2.175	2.19
VOLUME	1495	1380	1574	1636	1504	1592	1592	1588	1592	1412	1522	1460	1347	1525	1478	1592	1605	1605	1583	1610	1618	1557	1588	1574	1579	1618	1618	1605	1548	1614	1627
SALINITY	146	130	130	130	130	130	130	130	130	130	130	130	130	130	119	119	119	119	119	119	119	114	114	114	114	114	114	114	93	93	93
AREA	0.152	0.146	0.155	0.158	0.152	0.156	0.156	0.156	0.156	0.148	0.153	0.15	0.145	0.153	0.151	0.156	0.157	0.157	0.156	0.157	0.157	0.154	0.156	0.155	0.155	0.157	0.157	0.157	0.154	0.157	0.158
14 STAGE	3.364	2.674	3.034	3.824	3.489	3.709	3.609	3.329	3.099	3.344	3.824	3.684	3.404	3.464	3.319	2.824	3.204	3.644	3.364	3.025	3.334	3.479	3.189	2.674	3.244	3.479	3.659	3.484	3.154	3.604	3.664
VOLUME	3700	2368	3065	4576	3939	4357	4167	3632	3190	3660	4576	4310	3776	3891	3612	2659	3392	4234	3700	3048	3641	3920	3563	2368	3468	3920	4262	3929	3296	4158	4272
SALINITY	146	151	151	151	151	151	151	135	135	135	135	135	135	135	130	130	130	130	130	130	130	114	114	114	114	114	114	114	99	99	99
AREA	0.221	0.175	0.198	0.252	0.23	0.245	0.238	0.219	0.203	0.22	0.252	0.243	0.224	0.228	0.218	0.185	0.21	0.241	0.221	0.198	0.219	0.23	0.209	0.175	0.213	0.23	0.241	0.23	0.207	0.238	0.242
15 STAGE	2.355	1.48	2.85	3.07	2.815	2.66	2.47	2.23	2.23	2.83	2.885	2.72	2.555	2.33	2.21	2.22	2.845	3.09	2.86	2.71	2.45	2.29	2.35	3.01	2.915	2.745	2.59	2.37	2.29	2.29	2.975
VOLUME	1489	1426	2380	2776	2317	2038	1696	1273	1273	2344	2443	2146	1849	1444	1246	1260	2371	2812	2398	2128	1660	1372	1480	2668	2497	2191	1912	1516	1372	1372	2605
SALINITY	177	146	146	146	146	146	146	156	156	156	156	156	156	156	161	161	161	161	161	161	161	151	151	151	151	151	151	151	150	150	150
AREA	0.156	0.153	0.204	0.225	0.2	0.185	0.167	0.144	0.144	0.202	0.207	0.191	0.175	0.154	0.142	0.143	0.203	0.227	0.205	0.19	0.165	0.15	0.156	0.219	0.21	0.194	0.179	0.158	0.15	0.15	0.216
16 STAGE	1.47	1.325	1.54	1.285	1.33	1.37	1.18	0.955	1.245	1.265	1.305	1.6	1.25	1.285	1.43	1.215	1.39	1.58	1.46	1.62	1.27	1.36	1.045	1.33	1.12	1.47	1.26	1.32	1.425	1.045	1.39
VOLUME	4113	3511	4403	3345	3532	3698	2910	1981	3179	3262	3428	4652	3200	3345	3947	3055	3781	4569	4071	4735	3283	3656	2350	3532	2661	4113	3241	3490	3926	2350	3781
SALINITY	140	135	135	135	135	135	135	140	140	140	140	140	140	140	119	119	119	119	119	119	119	114	114	114	114	114	114	114	93	93	93
AREA	0.458	0.446	0.463	0.443	0.446	0.45	0.434	0.406	0.44	0.441	0.444	0.468	0.44	0.443	0.454	0.437	0.451	0.466	0.457	0.47	0.442	0.449	0.424	0.446	0.43	0.458	0.441	0.446	0.454	0.424	0.451
17 STAGE	3.26	2.81	3.41	4.025	3.76	3.41	3.05	2.925	3.215	2.82	2.37	3.2	3.1	3.27	3.51	4.51	4.165	3.82	3.44	3.1	2.85	2.11	3.525	3.275	3.99	3.64	3.37	3.06	3.68	3.42	3.14
VOLUME	2895	2188	3148	4398	3837	3148	2541	2351	2819	2202	1611	2794	2626	2912	3321	5676	4762	3961	3199	2626	2245	1334	3352	2921	4312	3589	3081	2558	3672	3165	2693
SALINITY	140	135	135	135	135	135	135	135	135	135	135	135	135	135	119	119	119	119	119	119	119	119	119	119	119	119	119	119	99	99	99
AREA	0.195	0.169	0.203	0.239	0.224	0.203	0.183	0.176	0.192	0.17	0.143	0.191	0.186	0.195	0.209	0.263	0.246	0.227	0.205	0.186	0.171	0.128	0.21	0.195	0.237	0.216	0.201	0.183	0.219	0.206	0.188
18 STAGE	2.872	3.272	3.142	3.012	2.827	3.207	3.062	2.907	2.682	2.677	2.752	2.572	2.392	2.252	2.777	2.692	2.532	2.522	2.762	2.602	2.842	2.767	2.647	3.012	2.497	3.425	2.932	2.782	2.802	3.495	3.322
VOLUME	5693	7665	6968	6271	5513	7317	6539	5834	4931	4910	5212	4489	3900	3512	5312	4971	4328	4288	5252	4609	5573	5272	4790	6271	4192	8486	5934	5332	5412	8861	7936
SALINITY	161	140	140	140	140	140	140	140	140	140	140	140	140	140	130	130	130	130	130	130	130	119	119	119	119	119	119	119	99	99	99
AREA	0.442	0.477	0.465	0.454	0.438	0.471	0.458	0.445	0.426	0.426	0.432	0.417	0.395	0.374	0.434	0.427	0.414	0.413	0.433	0.42	0.44	0.433	0.423	0.454	0.411	0.49	0.447	0.435	0.436	0.497	0.481
19 STAGE	1.923	1.598	2.098	1.613	1.978	1.423	1.618	2.218	1.743	1.223	2.488	2.023	2.598	2.033	1.453	0.933	1.618	2.423	2.333	1.868	1.263	2.438	2.018	2.278	2.848	2.278	1.823	1.283	2.258	1.783	2.418
VOLUME	2234	1555	2612	1585	2352	1229	1595	2871	1846	908	3449	2450	3685	2471	1264	578	1595	3310	3118	2115	962	3342	2439	3000	4218	3000	2018	995	2957	1931	3300
SALINITY	140	130	130	130	130	130	130	135	135	135	135	135	135	135	125	125	125	125	125	125	125	109	109	109	109	109	109	109	88	88	88
AREA	0.206	0.183	0.218	0.184	0.21	0.17	0.184	0.228	0.193	0.154	0.249	0.213	0.258	0.214	0.173	0.131	0.184	0.244	0.237	0.202	0.157	0.245	0.212	0.232	0.278	0.232	0.199	0.159	0.231	0.196	0.243
20 STAGE	1.5	1.5	1.5	1.5	1.5	1.5	1.5	1.5	1.5	1.5	2.565	2.51	2.51	2.42	2.33	2.265	2.255	2.2	2.1	2.31	2.52	2.19	2	2.16	2.155	2.18	2.15	2.56	2.5	2.58	2.59
VOLUME	338	338	338	338	338	338	338	338	338	338	3229	3038	3038	2697	2353	2104	2066	1855	1473	2273	3072	1817	1090	1702	1683	1779	1664	3211	3003	3281	3316
SALINITY	317	395	395	395	395	395	395	494	494	494	494	494	494	494	265	265	265	265	265	265	265	291	291	291	291	291	291	291	213	213	213
AREA	0.166	0.166	0.166	0.166	0.166	0.166	0.166	0.166	0.166	0.166	0.366	0.355	0.355	0.34	0.325	0.314	0.312	0.303	0.287	0.322	0.357	0.302	0.27	0.297	0.296	0.3	0.295	0.365	0.353	0.369	0.37
21 STAGE	1.988	1.963	1.773	1.818	1.698	1.658	1.958	1.903	2.013	1.973	1.748	2.028	2.023	2.133	2.028	1.833	1.993	1.913	2.023	2.098	1.518	2.053	2.013	1.898	1.913	2.018	1.973	2.253	1.993	2.533	2.023
VOLUME	5880	5735	4633	4894	4250	4058	5706	5387	6041	5793	4490	6146	6111	6881	6146	4981	5909	5445	6111	6636	3386	6321	6041	5358	5445	6076	5793	7721	5909	9703	6111
SALINITY	146	135	135	135	135	135	135	135	135	135	135	135	135	135	119	119	119	119	119	119	119	114	114	114	114	114	114	114	99	99	99
AREA	0.678	0.673	0.637	0.646	0.622	0.614	0.672	0.662	0.681	0.675	0.633	0.683	0.682	0.693	0.683	0.649	0.679	0.664	0.682	0.69	0.585	0.685	0.681	0.661	0.664	0.682	0.675	0.705	0.679	0.719	0.682
22 STAGE	1.74	1.605	1.59	1.66	1.6	1.57	1.555	1.58	1.83	1.645	1.36	1.59	1.76	1.785	1.73	1.77	1.62	1.55	1.59	1.67	1.695	1.805	1.73	1.545	1.62	1.71	1.75	1.8	1.82	1.91	1.79
VOLUME	5753	5114	5043	5374	5090	4948	4877	4996	6200	5303	4047	5043	5850	5975	5705	5900	5185	4854	5043	5421	5540	6075	5705	4830	5185	5611	5800	6050	6150	6600	6000
SALINITY	140	130	130	130	130	130	130	135	135	135	135	135	135	135	119	119	119	119	119	119	119	114	114	114	114	114	114	114	88	88	88
AREA	0.611	0.588	0.585	0.598	0.587	0.582	0.579	0.584	0.631	0.595	0.545	0.585	0.615	0.621	0.61	0.618	0.591	0.579	0.585	0.599	0.604	0.626	0.61	0.578	0.591	0.606	0.613	0.624	0.629	0.649	0.622
23 STAGE	1.865	1.605	1.635	1.575	1.505	1.56	1.615	1.6	1.535	1.7	1.67	1.625	1.685	1.745	1.665	1.575	1.65	1.645	1.585	1.615	1.525	1.445	1.65	1.83	1.72	1.795	1.895	1.85	1.875	1.745	1.665
VOLUME	5498	4151	4306	3996	3634	3918	4202	4125	3789	4642	4487	4254	4564	4874	4461	3996	4383	4357	4047	4202	3737	3324	4383	5316	4745	5134	6564	5420	5550	4874	4461
SALINITY	166	156	156	156	156	156	156	146	146	146	146	146	146	146	140	140	140	140	140	140	140	135	135	135	135	135	135	135	177	177	177
AREA	0.648	0.588	0.595	0.581	0.564	0.577	0.591	0.587	0.571	0.611	0.604	0.593	0.607	0.622	0.603	0.581	0.599	0.598	0.583	0.591	0.569	0.55	0.599	0.641	0.616	0.633	0.655	0.645	0.651	0.622	0.603
24 STAGE	1.7	1.68	1.61	1.25	1.75	1.81	1.595	1.775	1.53	1.38	1.33	1.775	1.345	1.445	1.63	1.63	1.41	1.15	1.69	1.61	1.63	1.19	1.53	1.45	1.31	1.67	1.585	1.62	1.49	1.39	1.49
VOLUME	1958	1915	1765	1078	2065	2193	1733	2119	1594	1313	1222	2119	1249	1430	1808	1808	1367	897	1937	1765	1808	969	1594	1440	1186	1894	1712	1787	1512	1331	1512
SALINITY	166	146	146	146	146	146	146	172	172	172	172	172	172	172	192	192	192	192	192	192	192	177	177	177	177	177	177	177	93	93	93
AREA	0.236	0.235	0.232	0.198	0.238	0.24	0.232	0.239	0.229	0.213	0.207	0.239	0.209	0.221	0.233	0.233	0.217	0.185	0.236	0.232	0.233	0.19	0.229	0.222	0.205	0.235	0.231	0.233	0.227	0.215	0.227
25 STAGE	1.255	1.504	1.649	1.724	1.964	1.584	1.469	1.085	1.145	1.405	1.649	1.859	1.784	1.679	1.405	1.075	0.93	1.005	1.315	1.529	1.764	1.734	1.419	1.33	1.584	1.569	1.669	1.929	2.009	1.709	1.469
VOLUME	2379	3178	3822	4156	5223	3533	3061	1838	2029	2857	3822	4756	4423	3956	2857	1806	1432	1583	2571	3289	4334	4200	2902	2618	3533	3468	3911	5067	5423	4089	3061
SALINITY	146	130	130	130	130	130	130	135	135	135	135	135	135	135	119	119	119	119	119	119	119	109	109	109	109	109	109	109	93	93	93
AREA	0.369	0.406	0.418	0.424	0.443	0.413	0.401	0.343	0.352	0.392	0.418	0.435	0.429	0.42	0.392	0.341	0.308	0.331	0.378	0.408	0.427	0.425	0.394	0.38	0.413	0.412	0.42	0.44	0.447	0.423	0.401

DAM DATA JANUARY Stage in meters Volume in cubic meters Salinity in milligrams/liter Area in hectares

DATE	1	2	3	4	5	6	7	8	9	10	11	12	13	14	15	16	17	18	19	20	21	22	23	24	25	26	27	28	29	30	31
26 STAGE	1.743	1.823	1.903	2.003	2.008	1.993	2.003	2.013	2.063	2.053	1.948	1.913	1.813	1.738	1.738	1.738	1.803	1.893	1.913	1.923	1.943	1.963	2.023	2.043	2.063	1.913	1.743	1.673	1.713	1.683	1.643
VOLUME	6255	6811	7366	8061	8095	7991	8061	8130	8474	8405	7679	7436	6742	6221	6221	6221	6672	7297	7436	7505	7644	7783	8198	8336	8474	7436	6255	5769	6047	5839	5561
SALINITY	151	140	140	140	140	140	140	140	140	140	140	140	140	140	135	135	135	135	135	135	135	119	119	119	119	119	119	119	109	109	109
AREA	0.654	0.666	0.678	0.693	0.694	0.692	0.693	0.695	0.701	0.7	0.685	0.68	0.665	0.653	0.653	0.653	0.663	0.677	0.68	0.681	0.684	0.687	0.696	0.699	0.701	0.68	0.654	0.643	0.649	0.645	0.639
27 STAGE	1.766	1.501	0.751	0.891	1.151	1.021	0.861	0.846	0.861	1.191	1.046	0.631	1.016	0.836	0.966	1.376	1.151	0.926	1.299	1.116	1.861	1.366	1.446	1.456	1.521	1.586	1.406	1.246	1.131	0.871	0.831
VOLUME	2469	2787	1174	1370	2059	2025	1317	946	1331	2064	1806	932	1548	1232	1299	2645	2168	1509	1619	1729	3584	3011	2938	3088	3257	3404	3053	2497	2418	1356	1961
SALINITY	135	125	125	125	125	125	125	135	135	135	135	135	135	135	114	114	114	114	114	114	114	109	109	109	109	109	109	109	88	88	88
AREA	0.307	0.351	0.273	0.293	0.334	0.334	0.286	0.229	0.289	0.334	0.327	0.244	0.309	0.275	0.275	0.348	0.337	0.312	0.267	0.319	0.375	0.358	0.356	0.359	0.364	0.368	0.359	0.345	0.344	0.292	0.309
28 STAGE	0.81	0.735	0.94	0.91	0.93	1.31	0.89	0.915	0.95	1.155	1.4	1.29	1.17	1.19	1.31	1.455	1.42	1.385	1.28	1.09	0.93	0.725	0.675	0.84	0.845	0.87	0.87	0.87	0.87	0.86	1.07
VOLUME	2888	2528	3512	3368	3464	6373	3272	3392	3560	5087	7120	6207	5211	5377	6373	7577	7286	6996	6124	4547	3464	2480	2240	3032	3056	3176	3176	3176	3176	3128	4381
SALINITY	146	130	130	130	130	130	130	135	135	135	135	135	135	135	114	114	114	114	114	114	114	119	119	119	119	119	119	119	88	88	88
AREA	0.749	0.725	0.791	0.781	0.788	0.853	0.775	0.763	0.794	0.832	0.866	0.851	0.834	0.837	0.853	0.874	0.869	0.964	0.849	0.823	0.788	0.722	0.706	0.759	0.76	0.768	0.768	0.768	0.768	0.765	0.82
29 STAGE	1.61	1.75	1.79	1.75	1.74	1.64	1.745	1.67	1.525	1.525	1.53	1.725	1.85	1.545	1.535	1.64	1.76	1.775	1.7	1.57	1.465	1.425	1.36	1.385	1.33	1.425	1.505	1.67	1.73	1.755	1.64
VOLUME	3823	4425	4597	4425	4382	3952	4404	4081	3458	3458	3479	4318	4855	3544	3501	3952	4468	4533	4210	3651	3224	3080	2846	2936	2738	3080	3372	4081	4339	4447	3952
SALINITY	146	135	135	135	135	135	135	135	135	135	135	135	135	135	119	119	119	119	119	119	119	114	114	114	114	114	114	114	99	99	99
AREA	0.453	0.47	0.475	0.47	0.469	0.457	0.469	0.46	0.443	0.443	0.444	0.467	0.482	0.445	0.444	0.457	0.471	0.473	0.464	0.448	0.435	0.43	0.42	0.424	0.416	0.43	0.441	0.46	0.468	0.471	0.457
30 STAGE	2.837	2.822	2.797	2.837	2.847	2.777	2.657	2.577	2.452	2.467	2.537	2.527	2.547	2.357	2.317	2.297	2.287	2.357	2.457	2.367	2.727	2.237	2.247	2.257	2.397	2.787	2.637	2.617	1.787	1.387	1.68
VOLUME	41279	40955	40415	41279	41495	39983	37391	35663	32963	33287	34799	34583	35015	30911	30047	29615	29399	30911	33071	31127	38903	28319	28535	28751	31775	40199	36959	36527	19962	13882	18910
SALINITY	166	151	151	151	151	151	151	140	140	140	140	140	140	140	125	125	125	125	125	125	125	114	114	114	114	114	114	114	93	93	93
AREA	3.365	3.346	3.314	3.365	3.377	3.289	3.138	3.037	2.88	2.898	2.987	2.974	2.999	2.76	2.709	2.684	2.672	2.76	2.886	2.772	3.226	2.609	2.621	2.634	2.81	3.302	3.113	3.087	1.952	1.28	1.735
31 STAGE	3.599	3.559	3.529	3.549	3.554	3.569	3.589	3.589	3.559	3.509	3.489	3.419	3.329	3.249	3.169	3.084	2.999	2.864	2.739	2.684	2.617	2.549	2.449	2.449	2.349	2.629	2.619	2.619	2.609	2.149	2.188
VOLUME	65345	63933	62874	63580	63756	64286	64992	64992	63933	62168	61462	58991	55814	52990	50166	47165	44178	41181	38406	37185	35697	34188	31968	31968	29748	35964	35742	35742	35520	25308	26174
SALINITY	203	208	208	208	208	208	208	198	198	198	198	198	198	198	208	208	208	208	208	208	208	208	208	208	208	208	208	208	187	187	187
AREA	3.927	3.904	3.887	3.898	3.901	3.91	3.922	3.922	3.904	3.875	3.864	3.823	3.771	3.724	3.678	3.629	3.579	3.414	3.262	3.194	3.113	3.03	2.908	2.908	2.786	3.127	3.115	3.115	3.103	2.542	2.589
32 STAGE	1.42	1.565	1.52	1.175	1.45	1.25	1.595	1.48	1.53	1.58	1.58	1.5	1.4	1.62	1.39	1.55	1.655	1.5	1.44	1.56	1.36	1.34	1.655	1.875	1.84	1.82	1.8	1.93	1.76	1.68	1.47
VOLUME	1948	2284	2176	1395	2015	1564	2355	2083	2200	2320	2320	2128	1902	2415	1880	2248	2499	2128	1993	2272	1812	1767	2499	3026	2942	2894	2846	3157	2750	2559	2060
SALINITY	140	130	130	130	130	130	130	135	135	135	135	135	135	135	119	119	119	119	119	119	119	109	109	109	109	109	109	109	93	93	93
AREA	0.267	0.276	0.275	0.245	0.27	0.252	0.278	0.272	0.275	0.277	0.277	0.274	0.265	0.279	0.264	0.276	0.28	0.274	0.269	0.276	0.262	0.26	0.28	0.288	0.287	0.286	0.285	0.29	0.284	0.281	0.271
33 STAGE	1.78	1.755	1.675	1.63	1.76	1.78	1.85	2.03	2.22	2.01	1.55	1.58	1.65	1.705	1.97	2.045	2.3	2.05	2.14	1.925	1.71	1.85	1.93	2.02	2.065	1.68	1.76	1.87	1.95	2.04	2.14
VOLUME	1306	1268	1146	1078	1275	1306	1412	1686	1974	1655	956	1002	1108	1192	1594	1708	2096	1716	1853	1526	1199	1412	1534	1670	1739	1154	1275	1442	1564	1701	1853
SALINITY	135	125	125	125	125	125	125	130	130	130	130	130	130	130	114	114	114	114	114	114	114	109	109	109	109	109	109	109	83	83	83
AREA	0.142	0.14	0.136	0.133	0.141	0.142	0.146	0.156	0.16	0.155	0.128	0.13	0.134	0.137	0.153	0.156	0.162	0.156	0.158	0.151	0.138	0.146	0.151	0.155	0.157	0.136	0.141	0.147	0.152	0.156	0.158
34 STAGE	1.44	1.38	1.3	1.26	1.535	1.66	1.455	1.45	1.55	1.335	1.14	1.5	1.28	1.305	1.455	1.7	1.585	1.385	1.56	1.47	1.68	1.495	1.28	1.48	1.51	1.57	1.7	1.37	1.4	1.41	1.56
VOLUME	3012	2819	2561	2432	3318	3720	3060	3044	3366	2674	2046	3205	2497	2577	3060	3849	3479	2835	3398	3108	3785	3189	2497	3141	3237	3430	3849	2786	2886	2915	3398
SALINITY	140	125	125	125	125	125	125	135	135	135	135	135	135	135	114	114	114	114	114	114	114	109	109	109	109	109	109	109	83	83	83
AREA	0.413	0.401	0.384	0.375	0.433	0.46	0.416	0.415	0.437	0.391	0.35	0.426	0.379	0.385	0.416	0.468	0.444	0.402	0.439	0.42	0.464	0.425	0.379	0.422	0.428	0.441	0.468	0.398	0.405	0.407	0.439
35 STAGE	1.72	1.755	1.51	1.57	1.875	1.82	1.705	1.695	1.775	1.55	1.935	1.7	1.78	1.575	1.62	1.725	1.58	1.76	1.805	1.785	1.8	1.62	1.78	1.74	1.855	1.84	1.91	1.76	1.78	1.68	1.71
VOLUME	2762	2854	2208	2367	3171	3026	2722	2696	2907	2314	3329	2709	2920	2380	2498	2775	2393	2867	2986	2933	2973	2498	2920	2817	3118	3078	3263	2867	2920	2656	2736
SALINITY	146	135	135	135	135	135	135	135	135	135	135	135	135	135	119	119	119	119	119	119	119	109	109	109	109	109	109	109	93	93	93
AREA	0.323	0.33	0.28	0.292	0.355	0.343	0.32	0.318	0.334	0.288	0.367	0.319	0.335	0.293	0.302	0.324	0.294	0.331	0.34	0.336	0.339	0.302	0.335	0.327	0.35	0.347	0.362	0.331	0.335	0.315	0.321
36 STAGE	1.67	1.65	1.605	1.69	1.785	1.58	1.29	1.24	1.225	1.4	1.85	1.84	1.685	1.37	1.38	1.425	1.66	1.625	1.76	1.19	1.525	1.47	1.57	1.76	1.83	1.515	1.365	1.45	1.57	1.61	1.61
VOLUME	2166	2123	2026	2209	2413	1972	1412	1319	1291	1615	2553	2531	2198	1560	1578	1661	2144	2069	2359	1227	1854	1745	1951	2359	2501	1832	1550	1708	1951	2037	2037
SALINITY	140	130	130	130	130	130	130	135	135	135	135	135	135	135	119	119	119	119	119	119	119	109	109	109	109	109	109	109	88	88	88
AREA	0.23	0.229	0.226	0.231	0.237	0.225	0.207	0.204	0.204	0.214	0.241	0.24	0.231	0.212	0.213	0.216	0.23	0.228	0.236	0.201	0.222	0.218	0.224	0.236	0.24	0.221	0.212	0.217	0.224	0.227	0.227
37 STAGE	1.475	1.235	1.025	1.345	1.525	1.315	1.14	1.72	1.72	1.55	1.255	0.785	1.635	1.43	1.515	1.47	1.195	1.235	1.04	1.395	1.665	1.435	1.415	1.605	1.255	1.155	1.475	1.285	1.425	1.725	1.365
VOLUME	234	196	162	213	241	208	181	272	272	245	199	125	259	226	240	233	189	198	165	221	264	227	224	254	199	183	236	204	226	273	216
SALINITY	146	135	135	135	135	135	135	135	135	135	135	135	135	135	119	119	119	119	119	119	119	114	114	114	114	114	114	114	104	104	104
AREA	0.016	0.016	0.016	0.016	0.016	0.016	0.016	0.016	0.016	0.016	0.016	0.016	0.016	0.016	0.016	0.016	0.016	0.016	0.016	0.016	0.016	0.016	0.016	0.016	0.016	0.016	0.016	0.016	0.016	0.016	0.016
38 STAGE	1.311	1.131	1.151	1.211	1.216	1.181	1.286	1.261	1.261	1.216	1.221	1.221	1.131	1.136	1.171	1.296	1.271	1.246	1.221	1.101	1.296	1.241	1.261	1.361	1.321	1.301	1.591	1.561	1.276	1.101	1.281
VOLUME	4269	3129	3256	3636	3668	3446	411	3953	3953	3668	3699	3699	3129	3161	3383	4174	4016	3858	3668	3446	4174	3826	3953	4586	4333	4206	6042	5852	4048	2940	4079
SALINITY	135	120	120	120	120	120	120	135	135	135	135	135	135	135	109	109	109	109	109	109	109	104	104	104	104	104	104	104	83	83	83
AREA	0.644	0.572	0.58	0.604	0.606	0.592	0.634	0.624	0.624	0.606	0.608	0.608	0.572	0.574	0.588	0.638	0.628	0.618	0.606	0.592	0.638	0.616	0.624	0.664	0.648	0.64	0.756	0.744	0.63	0.56	0.632

DAM DATA JANUARY Stage in meters Volume in cubic meters Salinity in milligrams/liter Area in hectares

	DATE	1	2	3	4	5	6	7	8	9	10	11	12	13	14	15	16	17	18	19	20	21	22	23	24	25	26	27	28	29	30	31
39	STAGE	1.331	1.156	1.106	1.031	0.956	0.991	1.016	1.186	1.231	1.156	1.221	1.301	1.151	1.086	1.051	1.036	1.146	1.411	1.316	1.156	1.076	1.236	1.251	1.191	1.366	1.436	1.226	0.976	1.376	1.296	1.376
	VOLUME	2303	1856	1726	1531	1336	1427	1492	1934	2051	1856	2025	2228	1843	1674	1583	1544	1830	2503	2265	1856	1648	2064	2103	1947	2390	2565	2038	1388	2415	2215	2415
	SALINITY	146	130	130	130	130	130	130	135	135	135	135	135	135	135	125	125	125	125	125	125	125	109	109	109	109	109	109	109	93	93	93
	AREA	0.286	0.272	0.268	0.262	0.256	0.259	0.261	0.275	0.278	0.272	0.278	0.284	0.272	0.267	0.264	0.263	0.272	0.293	0.285	0.272	0.266	0.279	0.28	0.275	0.289	0.295	0.278	0.258	0.29	0.284	0.29
40	STAGE	2.295	2.325	2.265	2.265	2.325	2.285	2.29	2.205	2.105	2.045	2.045	2.04	1.99	2.01	1.975	1.905	1.845	1.935	1.945	1.905	1.905	1.84	1.785	1.785	1.885	1.885	1.865	1.925	1.825	1.745	1.735
	VOLUME	8970	9208	8731	8731	9208	8890	8930	8254	7460	6983	6993	6943	6583	6704	6520	6227	5976	6353	6395	6227	6227	5955	5725	5725	6143	6143	6060	6311	5892	5557	5515
	SALINITY	203	182	182	182	182	182	182	182	182	182	182	182	182	182	182	182	182	182	182	182	182	182	182	182	182	182	182	182	145	145	145
	AREA	0.866	0.871	0.861	0.861	0.871	0.869	0.865	0.851	0.835	0.825	0.825	0.824	0.811	0.82	0.801	0.752	0.71	0.773	0.78	0.752	0.752	0.706	0.668	0.668	0.738	0.738	0.724	0.766	0.696	0.64	0.633
41	STAGE	2.295	2.325	2.265	2.265	2.325	2.285	2.29	2.205	2.105	2.045	2.045	2.04	1.99	2.01	1.975	1.905	1.845	1.935	1.945	1.905	1.905	1.84	1.785	1.785	1.885	1.885	1.865	1.925	1.825	1.745	1.735
	VOLUME	9291	9549	9032	9032	9549	9205	9248	8516	7654	7138	7138	7095	6707	6836	6642	6340	6082	6470	6513	6340	6340	6060	5823	5823	6254	6254	6168	6427	5995	5650	5607
	SALINITY	203	182	182	182	182	182	182	182	182	182	182	182	182	182	182	182	182	182	182	182	182	182	182	182	182	182	182	182	145	145	145
	AREA	0.928	0.934	0.923	0.923	0.934	0.927	0.927	0.912	0.894	0.883	0.883	0.882	0.867	0.877	0.854	0.797	0.748	0.822	0.83	0.797	0.797	0.743	0.698	0.698	0.78	0.78	0.764	0.813	0.731	0.665	0.657
42	STAGE	3.644	3.644	3.654	3.649	3.644	3.624	3.614	3.584	3.564	3.544	3.549	3.544	3.539	3.434	3.429	3.389	3.379	3.379	3.374	3.329	3.284	3.264	3.219	3.184	3.164	3.164	3.124	3.079	3.039	3.004	2.964
	VOLUME	44539	44539	44777	44658	44539	44064	43826	43113	42638	42162	42281	42162	42043	40736	39429	38478	38241	38421	38122	37052	35983	35507	34438	33606	33131	33131	32180	31111	30160	29328	28640
	SALINITY	182	192	192	192	192	192	192	198	198	198	198	198	198	198	197	197	197	197	197	197	197	208	208	208	208	208	208	208	213	213	213
	AREA	2.429	2.429	2.433	2.431	2.429	2.423	2.42	2.41	2.403	2.397	2.398	2.397	2.395	2.377	2.359	2.346	2.343	2.343	2.342	2.327	2.312	2.306	2.291	2.28	2.273	2.273	2.26	2.246	2.233	2.221	2.194
*	TOT.VOL	197034	192371	193420	193666	195097	194438	182258	181020	177589	177058	187768	190243	187668	180434	172967	171745	172351	174296	178272	170708	175508	164948	162338	167227	178268	192492	185332	181833	165002	160181	163905
*	TOT.AREA	19.528	19.314	19.229	19.169	19.179	19.243	18.888	18.753	18.735	18.568	18.935	19.073	19.16	18.523	18.321	18.453	18.489	18.598	18.693	18.537	18.926	18.003	18.06	18.375	18.775	19.505	19.176	19.086	17.965	16.887	17.559

* EXCLUDED ARE DAMS 24,31,40,41,42.

DAM DATA FEBRUARY Stage in meters Volume in cubic meters Salinity in milligrams/liter Area in hectares

DAM NO.	DATE	1	2	3	4	5	6	7	8	9	10	11	12	13	14	15	16	17	18	19	20	21	22	23	24	25	26	27	28
	EVAP.	11.3	5.5	11.8	8.5	13	8.8	9.8	13.8	7.1	6	8	7.8	7.8	9.3	4.5	8.3	8.3	7.8	9.8	8.8	7.8	11.5	6.8	7	7.5	7.3	8	9
	RAIN.	0.75	0	0	0	0	0	0	0	3.1	0	0	0	0	0	0	0	0	0	0	0	0	0	0	0	0	0	0	0
	NETT EVA	10.55	5.5	11.8	8.5	13	8.8	9.8	13.8	4	6	8	7.8	7.8	9.3	4.5	8.3	8.3	7.8	9.8	8.8	7.8	11.5	6.8	7	7.5	7.3	8	9
1	STAGE	3.583	3.473	3.383	3.243	3.138	2.973	2.863	2.693	2.673	2.793	2.843	2.963	3.013	2.973	3.043	3.053	3.133	3.203	3.273	3.153	3.233	3.313	3.393	3.403	3.463	3.583	3.683	3.748
	VOLUME	9892	9320	8812	8021	7429	6509	5933	5043	4983	5567	5828	6456	6723	6509	6893	6949	7401	7796	8191	7514	7965	8417	8868	8925	9263	9892	10397	10726
	SALINITY	109	109	109	109	109	109	109	109	109	109	109	120	120	120	120	120	120	120	114	114	114	114	114	114	114	120	120	120
	AREA	0.699	0.668	0.645	0.608	0.581	0.538	0.507	0.461	0.455	0.488	0.502	0.535	0.548	0.538	0.556	0.559	0.58	0.598	0.616	0.585	0.606	0.626	0.667	0.65	0.665	0.699	0.728	0.747
2	STAGE	1.882	2.022	2.112	2.202	2.217	2.252	2.302	2.222	2.152	2.087	2.192	2.222	2.237	2.182	2.172	2.212	2.182	2.112	2.042	2.022	2.042	2.002	1.982	2.072	2.012	2.012	2.022	1.992
	VOLUME	10535	12029	12965	13901	14057	14432	15232	14109	13381	12705	13797	14109	14265	13693	13589	14005	13693	12965	12237	12029	12237	11821	11607	12549	11925	11925	12029	11714
	SALINITY	93	93	93	93	109	109	109	109	109	109	109	120	120	120	120	120	120	120	104	104	104	104	104	104	104	109	109	109
	AREA	1.131	1.152	1.163	1.173	1.174	1.178	1.183	1.175	1.167	1.16	1.172	1.175	1.177	1.17	1.169	1.174	1.17	1.163	1.155	1.152	1.155	1.15	1.147	1.158	1.151	1.151	1.152	1.149
3	STAGE	0.919	0.749	0.699	0.769	0.899	0.709	0.649	0.729	0.789	0.979	0.929	0.769	0.979	0.749	0.749	0.749	0.799	0.969	0.869	0.809	1.049	0.839	1.169	1.029	0.892	0.989	1.249	1.069
	VOLUME	2041	1498	1373	1561	1977	1398	1248	1448	1625	2233	2073	1561	2233	1498	1498	1498	1657	2201	1881	1689	2496	1784	2976	2416	1954	2265	3296	2576
	SALINITY	884	884	884	884	104	104	104	104	104	104	104	99	99	99	99	99	99	99	99	99	99	99	99	99	99	109	109	109
	AREA	0.466	0.425	0.412	0.43	0.461	0.415	0.4	0.42	0.434	0.48	0.468	0.43	0.48	0.425	0.425	0.425	0.437	0.478	0.454	0.439	0.497	0.446	0.528	0.492	0.459	0.482	0.548	0.502
4	STAGE	1.568	1.908	2.033	1.858	1.758	1.898	2.043	2.093	1.818	1.698	1.818	1.983	1.798	1.888	2.178	2.293	2.023	1.978	2.043	1.948	1.668	2.058	1.878	2.113	2.393	2.283	1.983	2.243
	VOLUME	2700	4032	4575	3832	3432	3992	4628	4893	3672	3200	3672	4332	3592	3952	5343	6011	4522	4312	4628	4192	3084	4707	3912	4999	6677	5945	4332	5688
	SALINITY	99	99	99	99	109	109	109	109	109	109	109	104	104	104	104	104	104	104	109	109	109	109	109	109	109	109	109	109
	AREA	0.419	0.478	0.501	0.469	0.451	0.477	0.503	0.512	0.462	0.441	0.462	0.492	0.459	0.475	0.528	0.549	0.499	0.491	0.503	0.486	0.436	0.506	0.473	0.516	0.565	0.547	0.492	0.541
5	STAGE	1.089	1.299	0.879	0.919	1.209	1.019	0.649	0.979	1.199	1.409	0.919	0.659	1.029	1.339	1.294	0.999	1.009	1.224	1.139	0.839	0.774	0.649	0.879	1.069	1.219	1.369	0.839	1.039
	VOLUME	1161	1573	781	853	1379	1034	467	962	1361	1844	853	475	1053	1672	1561	998	1016	1406	1252	708	590	467	781	1125	1397	1745	708	1071
	SALINITY	83	83	83	83	104	104	104	104	104	104	104	99	99	99	99	99	99	99	99	99	99	99	99	99	99	114	114	114
	AREA	0.244	0.313	0.158	0.176	0.286	0.22	0.069	0.204	0.282	0.341	0.176	0.072	0.223	0.323	0.311	0.213	0.216	0.291	0.261	0.14	0.111	0.069	0.158	0.237	0.289	0.331	0.14	0.227
6	STAGE	1.348	1.268	1.248	1.308	1.228	1.579	1.318	1.578	1.728	1.708	1.618	1.688	1.868	1.923	1.643	1.508	1.708	1.528	1.488	1.548	1.633	1.788	1.938	1.948	1.948	1.948	1.919	1.958
	VOLUME	6134	5535	5388	5834	5265	7913	5909	7905	9122	8959	8229	8797	10291	10753	8432	7337	8959	7499	7182	7661	8351	9619	10879	10963	10963	10963	10720	11047
	SALINITY	109	109	109	109	109	109	109	109	109	109	109	104	104	104	104	104	104	104	104	104	104	104	104	104	104	109	109	109
	AREA	0.818	0.803	0.8	0.81	0.795	0.863	0.812	0.863	0.898	0.893	0.872	0.889	0.924	0.934	0.878	0.847	0.893	0.851	0.843	0.856	0.876	0.91	0.937	0.939	0.939	0.939	0.933	0.94
7	STAGE	2.181	2.201	2.411	2.261	2.191	2.441	2.531	2.291	2.301	2.401	2.691	2.671	2.571	2.501	2.491	2.451	2.261	2.351	2.631	2.511	2.436	2.621	2.671	2.671	2.746	2.831	2.891	2.741
	VOLUME	6732	6846	8173	7197	6789	8368	8932	7392	7457	8108	9858	9742	9163	8758	8693	8433	7197	7782	9511	8816	8335	9453	9742	9742	10178	10718	11102	10148
	SALINITY	104	104	104	104	99	99	99	99	99	99	99	99	99	99	99	99	99	99	104	104	104	104	104	104	104	109	109	109
	AREA	0.559	0.562	0.589	0.569	0.56	0.592	0.604	0.573	0.575	0.587	0.627	0.624	0.61	0.6	0.599	0.594	0.569	0.581	0.618	0.602	0.592	0.617	0.624	0.624	0.634	0.646	0.654	0.634
8	STAGE	*	*	*	*	*	*	*	*	*	*	*	*	*	*	*	*	*	*	*	*	*	*	*	*	*	*	*	*
	VOLUME																												
	SALINITY	*	*	*	*	*	*	*	*	*	*	*	*	*	*	*	*	*	*	*	*	*	*	*	*	*	*	*	*
	AREA																												
9	STAGE	0.997	1.247	1.247	1.127	1.037	1.277	1.337	1.267	1.197	1.297	1.237	1.212	0.837	0.977	1.187	1.057	1.237	0.975	1.377	1.257	0.937	0.807	1.137	1.257	1.077	1.197	1.167	1.497
	VOLUME	1602	2262	2262	1945	1708	2341	2489	2313	2130	2388	2236	2170	1198	1552	2104	1760	2236	1547	2590	2288	1451	1122	1972	2288	1813	2130	2051	2892
	SALINITY	99	99	99	99	104	104	104	104	104	104	104	104	104	104	104	104	104	104	104	104	104	104	104	104	104	109	109	109
	AREA	0.258	0.294	0.294	0.276	0.263	0.298	0.307	0.297	0.286	0.301	0.292	0.289	0.236	0.255	0.285	0.266	0.292	0.255	0.313	0.295	0.25	0.233	0.278	0.295	0.269	0.286	0.282	0.332
10	STAGE	1.92	1.905	1.91	1.91	1.925	1.92	1.91	1.91	1.91	1.9	1.9	1.89	1.89	1.925	1.88	1.94	1.95	1.95	1.94	1.84	2.055	1.96	1.76	2.18	1.97	2	2.2	2.19
	VOLUME	6235	6148	6177	6177	6264	6235	6177	6177	6177	6119	6119	6061	6061	6264	6003	6352	6410	6410	6352	5771	7074	6468	5306	7924	6526	6700	8060	7992
	SALINITY	177	177	177	177	156	156	156	156	156	156	156	156	172	172	172	172	172	172	114	114	114	114	114	114	114	109	109	109
	AREA	0.644	0.641	0.642	0.642	0.645	0.644	0.642	0.642	0.642	0.64	0.64	0.638	0.638	0.645	0.636	0.648	0.65	0.65	0.648	0.628	0.666	0.652	0.612	0.679	0.654	0.66	0.681	0.68
11	STAGE	0.64	0.665	0.67	0.67	0.58	0.65	0.65	0.66	0.64	0.64	0.63	0.63	0.63	0.66	0.18	0.64	0.69	0.69	0.68	0.57	0.8	0.16	0.47	0.92	0.685	0.72	0.43	0.93
	VOLUME	177	189	192	192	148	182	182	187	177	177	172	172	172	187	29	177	201	201	196	144	264	26	102	346	199	216	90	352
	SALINITY	218	218	218	218	203	203	203	203	203	203	203	250	250	250	250	250	250	250	135	135	135	135	135	135	135	109	109	109
	AREA	0.055	0.056	0.056	0.056	0.054	0.056	0.056	0.056	0.055	0.055	0.055	0.055	0.055	0.056	0.031	0.055	0.057	0.057	0.057	0.053	0.06	0.028	0.05	0.067	0.057	0.058	0.049	0.062
12	STAGE	3.945	4.025	3.975	3.925	3.895	3.865	3.115	3.015	3.835	3.415	3.115	3.115	3.115	3.635	3.415	3.115	3.965	3.925	3.885	4.095	4.045	4.235	4.385	4.355	4.575	4.675	4.685	4.755
	VOLUME	13923	14875	14238	13712	13398	13083	5469	4487	12768	8415	5469	5469	5469	10668	8415	5469	14133	13713	13293	15925	15175	18025	20275	19825	23626	25794	26011	27528
	SALINITY	291	291	291	291	286	286	286	286	286	286	286	302	302	302	302	302	302	302	229	229	229	229	229	229	229	192	192	192
	AREA	1.373	1.416	1.388	1.363	1.348	1.333	0.958	0.908	1.318	1.108	0.958	0.958	0.958	1.218	1.108	0.958	1.383	1.363	1.343	1.462	1.429	1.553	1.65	1.631	1.774	1.839	1.845	1.891

DAM DATA FEBRUARY Stage in meters Volume in cubic meters Salinity in milligrams/liter Area in hectares

DATE	1	2	3	4	5	6	7	8	9	10	11	12	13	14	15	16	17	18	19	20	21	22	23	24	25	26	27	28
13 STAGE	2.15	2.15	2.175	2.17	2.17	1.96	2.16	2.16	2.06	1.91	2.13	2.19	2.22	2.14	2.09	2.17	2.035	2.16	1.95	2.17	2.13	2.09	2.07	2.03	2.2	2.05	2.18	2.22
VOLUME	1592	1592	1614	1610	1610	1396	1601	1601	1513	1315	1574	1627	1654	1583	1539	1610	1491	1601	1380	1610	1574	1539	1522	1486	1636	1504	1618	1654
SALINITY	93	93	93	93	99	99	99	99	99	99	99	99	99	99	99	99	99	99	99	99	99	99	99	99	99	104	104	104
AREA	0.156	0.156	0.157	0.157	0.157	0.147	0.156	0.156	0.152	0.143	0.155	0.158	0.159	0.156	0.154	0.157	0.151	0.156	0.146	0.157	0.155	0.154	0.153	0.151	0.158	0.152	0.157	0.159
14 STAGE	3.944	3.624	3.045	3.619	4.234	4119	3.719	3.409	3.054	3.494	3.919	3.279	2.924	3.399	3.874	3.544	3.129	2.694	3.344	3.604	3.314	3.284	3.044	2.614	2.354	2.904	3.314	3.669
VOLUME	4804	3104	4196	4186	5355	5136	4367	3785	3104	3948	4756	3536	2853	3766	4671	4044	3248	2406	3660	4158	3603	3545	3084	2251	1785	2814	3603	4281
SALINITY	99	99	99	99	213	213	213	213	213	213	213	99	99	99	99	99	99	99	109	109	109	109	109	109	109	104	104	104
AREA	0.26	0.2	0.239	0.239	0.279	0.272	0.245	0.225	0.2	0.231	0.259	0.216	0.191	0.224	0.256	0.234	0.205	0.176	0.22	0.238	0.218	0.216	0.199	0.171	0.156	0.19	0.218	0.242
15 STAGE	3.12	2.85	2.68	2.47	2.31	2.34	3.03	2.87	2.71	2.55	2.35	2.25	2.25	2.985	2.915	2.81	2.72	2.68	2.6	2.37	3.02	2.925	2.88	2.83	2.63	2.44	2.45	3.075
VOLUME	2866	2380	2074	1696	1408	1462	2704	2416	2128	1840	1480	1300	1300	2623	2497	2308	2146	2074	1930	1516	2686	2515	2434	2344	1984	1642	1660	2785
SALINITY	150	150	150	150	125	125	125	125	125	125	125	135	135	135	135	135	135	135	130	130	130	130	130	130	130	130	130	130
AREA	0.23	0.204	0.187	0.167	0.152	0.155	0.221	0.206	0.19	0.175	0.156	0.146	0.146	0.217	0.21	0.2	0.191	0.187	0.18	0.158	0.22	0.211	0.206	0.202	0.182	0.164	0.165	0.225
16 STAGE	1.35	1.5	1.58	1.25	1.4	1.09	1.125	1.37	1.2	1.41	1.26	1.21	1.49	1.19	1.53	1.51	1.225	1.77	1.5	1.11	1.32	1.63	1.55	1.17	1.5	1.21	1.31	1.04
VOLUME	3615	4237	4569	3200	3822	2536	2682	3698	2993	3864	3241	3034	4196	2951	4361	4278	3096	5357	4237	2619	3490	4776	4444	2868	4237	3034	3449	2329
SALINITY	93	93	93	93	104	104	104	104	104	104	104	104	104	104	104	104	104	104	109	109	109	109	109	109	109	109	109	109
AREA	0.448	0.46	0.466	0.44	0.452	0.427	0.43	0.45	0.436	0.453	0.441	0.437	0.459	0.435	0.462	0.461	0.438	0.482	0.46	0.429	0.446	0.47	0.464	0.434	0.46	0.437	0.445	0.423
17 STAGE	4.08	3.9	3.53	3.14	4.19	3.83	3.47	3.09	4.02	3.86	3.51	4.48	4.53	4.52	4.14	3.8	3.43	3.08	4.47	4.41	4.34	4.27	3.88	3.72	3.95	3.59	3.25	3.065
VOLUME	4541	4126	3362	2693	4827	3982	3249	2609	4385	4044	3321	5581	5763	5720	4697	3920	3182	2592	5555	5399	5217	5035	4085	3755	4230	3486	2879	2567
SALINITY	99	99	99	99	104	104	104	104	104	104	104	99	99	99	99	99	99	99	104	104	104	104	104	104	104	104	104	104
AREA	0.242	0.232	0.21	0.188	0.248	0.228	0.206	0.185	0.239	0.23	0.209	0.262	0.264	0.264	0.245	0.226	0.204	0.184	0.262	0.259	0.255	0.252	0.231	0.221	0.235	0.213	0.194	0.184
18 STAGE	3.272	3.725	3.615	3.48	3.292	3.905	3.785	3.645	3.505	3.551	3.312	3.252	3.092	2.897	2.712	2.952	3.057	2.932	2.772	3.45	3.385	3.272	4.295	2.983	3.535	3.615	3.545	3.445
VOLUME	7665	10120	9518	8781	7773	6671	10448	9682	8915	9167	7880	7558	6700	5794	5051	6014	6513	5934	5292	8620	8271	7665	13285	6139	9080	9518	9134	8593
SALINITY	99	99	99	99	99	99	99	99	99	99	99	104	104	104	104	104	104	104	109	109	109	109	109	109	109	109	109	109
AREA	0.477	0.524	0.511	0.495	0.479	0.448	0.532	0.515	0.498	0.503	0.48	0.475	0.461	0.444	0.429	0.449	0.458	0.447	0.434	0.493	0.487	0.477	0.588	0.452	0.501	0.511	0.502	0.492
19 STAGE	2.238	2.338	2.398	2.238	1.903	1.723	1.203	2.378	1.933	2.788	2.318	2.208	1.843	1.263	1.483	2.288	1.743	2.633	2.238	1.763	1.243	2.248	2.708	2.393	1.953	1.313	2.298	2.388
VOLUME	2914	3128	3257	2914	2190	1806	884	3214	2255	4091	3086	2849	2061	956	1330	3021	1846	3760	2914	1888	932	2936	3920	3246	2298	1045	3043	3235
SALINITY	88	88	88	88	104	104	104	104	104	104	104	99	99	99	99	99	99	99	109	109	109	109	109	109	109	104	104	104
AREA	0.229	0.237	0.242	0.229	0.204	0.192	0.152	0.24	0.206	0.273	0.235	0.227	0.2	0.157	0.175	0.233	0.193	0.261	0.229	0.195	0.155	0.23	0.267	0.241	0.208	0.161	0.234	0.241
20 STAGE	2.595	2.56	2.41	2.82	2.39	2.265	2.66	2.62	2.595	2.64	3.14	2.84	2.64	2.64	2.63	2.68	2.34	1.9	1.7	2.5	3.08	2.98	3.08	3	3.02	2.29	2.92	2.89
VOLUME	3333	3211	2659	4115	2582	2104	3559	3420	3333	3489	5488	4184	3489	3489	3455	3628	2391	940	639	3003	5167	4671	5167	4740	4847	2200	4462	4358
SALINITY	213	213	213	213	223	223	223	223	223	223	223	161	161	161	161	161	161	161	390	390	390	390	390	390	390	146	146	146
AREA	0.371	0.365	0.338	0.415	0.335	0.314	0.384	0.376	0.371	0.38	0.461	0.419	0.38	0.38	0.378	0.388	0.326	0.249	0.208	0.353	0.457	0.446	0.457	0.45	0.452	0.318	0.434	0.429
21 STAGE	2.183	1.873	1.953	1.833	2.013	1.823	2.083	2.213	2.373	2.543	2.293	2.373	2.173	1.933	2.098	1.873	2.173	2.073	1.883	1.653	1.983	2.073	2.013	2.328	2.203	2.423	2.248	2.268
VOLUME	7231	5213	5677	4981	6041	4923	6531	7441	8573	9772	8005	8573	7161	5561	6636	5213	7161	6461	5271	4034	5851	6461	6041	8254	7371	8928	7686	7828
SALINITY	99	99	99	99	99	99	99	99	99	99	99	99	99	99	99	99	99	99	104	104	104	104	104	104	104	104	104	104
AREA	0.698	0.656	0.671	0.649	0.681	0.647	0.688	0.701	0.71	0.72	0.707	0.71	0.697	0.667	0.69	0.656	0.697	0.687	0.658	0.613	0.677	0.687	0.681	0.708	0.7	0.713	0.705	0.706
22 STAGE	1.67	1.75	1.67	1.83	1.95	1.85	1.91	1.85	1.79	1.54	1.58	1.66	1.75	1.69	1.77	1.69	1.84	1.94	1.98	1.75	1.85	1.8	1.78	1.83	1.91	1.68	1.76	1.81
VOLUME	5421	5800	5421	6200	6800	6300	6600	6300	6000	4806	4996	5374	5800	5421	5900	5421	6250	6750	6950	5800	6300	6050	5950	6200	6600	5469	5850	6100
SALINITY	88	88	88	88	104	104	104	104	104	104	104	99	99	99	99	99	99	99	104	104	104	104	104	104	104	109	109	109
AREA	0.599	0.613	0.599	0.631	0.659	0.636	0.649	0.636	0.622	0.577	0.584	0.598	0.613	0.599	0.618	0.599	0.634	0.656	0.665	0.613	0.636	0.624	0.62	0.631	0.649	0.601	0.615	0.627
23 STAGE	1.555	1.68	1.705	1.725	1.795	1.705	1.525	1.505	1.635	1.765	1.675	1.595	1.525	1.695	1.79	1.795	1.925	1.945	1.91	1.875	1.775	1.645	1.515	1.495	1.455	1.745	1.695	1.6
VOLUME	3892	4538	4667	4771	5134	4667	3737	3634	4306	4978	4512	4099	3737	4616	5108	5134	5810	5914	5732	5550	5030	4357	3686	3591	3458	4874	4616	4125
SALINITY	119	119	119	119	114	114	114	114	114	114	114	109	109	109	109	109	109	109	114	114	114	114	114	114	114	114	114	114
AREA	0.576	0.606	0.612	0.617	0.633	0.612	0.569	0.564	0.595	0.626	0.605	0.586	0.569	0.61	0.632	0.633	0.662	0.666	0.658	0.651	0.629	0.598	0.567	0.561	0.549	0.622	0.61	0.587
24 STAGE	1.28	1.84	1.89	1.51	1.34	1.13	1.34	1.27	1.69	1.88	1.5	1.21	1.21	1.375	1.3	1.75	1.845	1.475	1.32	1.18	1.68	1.41	1.91	1.86	1.66	1.83	1.51	1.165
VOLUME	1132	2258	2365	1551	1240	860	1240	1114	1937	2343	1530	1005	1005	1304	1168	2065	2268	1485	1204	951	1915	1367	2407	2300	1872	2236	1551	924
SALINITY	177	177	177	177	151	151	151	151	151	151	151	161	161	161	161	161	161	161	182	182	182	182	182	182	182	120	120	120
AREA	0.201	0.242	0.244	0.228	0.208	0.183	0.208	0.2	0.236	0.243	0.228	0.193	0.193	0.213	0.204	0.238	0.242	0.225	0.206	0.189	0.235	0.217	0.244	0.242	0.234	0.241	0.228	0.187
25 STAGE	1.629	1.849	1.869	1.789	1.804	1.449	1.235	1.395	1.769	2.164	2.059	2.139	1.919	1.909	1.699	1.809	1.789	1.739	1.669	1.669	1.345	1.035	0.885	1.325	1.569	1.784	1.904	1.899
VOLUME	3734	4712	4801	4445	4512	2998	2316	2825	4356	6118	5647	6006	5023	4978	4045	4534	4445	4223	3911	3911	2666	1679	1345	2602	3467	4423	4956	4934
SALINITY	93	93	93	93	99	99	99	99	99	99	99	99	99	99	99	99	99	99	104	104	104	104	104	104	104	109	109	109
AREA	0.416	0.434	0.436	0.429	0.43	0.398	0.366	0.39	0.428	0.46	0.451	0.458	0.44	0.439	0.422	0.431	0.429	0.425	0.42	0.42	0.382	0.335	0.293	0.379	0.412	0.429	0.438	0.438

DAM DATA FEBRUARY Stage in meters Volume in cubic meters Salinity in milligrams/liter Area in hectares

DATE	1	2	3	4	5	6	7	8	9	10	11	12	13	14	15	16	17	18	19	20	21	22	23	24	25	26	27	28
26 STAGE	1.703	1.663	1.623	1.553	1.583	1.563	1.563	1.643	1.623	1.623	1.618	1.643	1.773	1.653	1.699	1.763	1.783	1.763	1.763	1.783	1.793	1.798	1.823	1.823	1.888	1.863	1.833	1.923
VOLUME	5978	5700	5422	4936	5144	5005	5005	5561	5422	5422	5387	5561	6464	5630	5950	6394	6533	6394	6394	6533	6603	6637	6811	6811	7262	7089	6880	7505
SALINITY	109	109	109	109	104	104	104	104	104	104	104	104	104	104	104	104	104	104	109	109	109	109	109	109	109	109	109	109
AREA	0.648	0.642	0.636	0.625	0.63	0.627	0.627	0.639	0.636	0.636	0.635	0.639	0.658	0.64	0.647	0.657	0.66	0.657	0.657	0.66	0.662	0.662	0.666	0.666	0.676	0.672	0.668	0.681
27 STAGE	1.626	1.266	1.176	1.171	1.171	0.991	0.901	1.856	0.861	0.871	1.131	0.871	0.741	1.061	0.956	0.901	0.931	1.181	0.931	1.186	0.981	1.261	1.131	1.041	1.011	1.256	1.071	2.086
VOLUME	2975	2603	2262	2175	2195	1674	1269	1366	1228	1282	1949	1356	1015	1485	1540	1387	1270	2130	1492	2097	1703	2369	2305	1779	2622	2501	1586	1826
SALINITY	88	88	88	88	104	104	104	104	104	104	104	104	104	104	104	104	104	104	109	109	109	109	109	109	109	109	109	109
AREA	0.356	0.348	0.339	0.337	0.337	0.324	0.276	0.293	0.272	0.28	0.331	0.292	0.248	0.291	0.314	0.295	0.273	0.335	0.129	0.335	0.324	0.342	0.341	0.327	0.322	0.346	0.305	0.326
28 STAGE	1.09	1.37	1.09	1.09	1.21	1.25	1.23	1.2	1.25	1.09	1.1	0.91	1.03	1.18	1.21	1.25	1.23	1.205	1.36	1.5	1.46	1.425	1.33	1.05	1.09	1.32	1.4	1.535
VOLUME	4547	6871	4547	4547	5543	5875	5709	5460	5875	4547	4630	3368	4049	5294	5543	5875	5709	5502	6788	7950	7618	7328	6539	4215	4547	6456	7120	8271
SALINITY	88	88	88	88	99	99	99	99	99	99	99	104	104	104	104	104	104	104	104	104	104	104	104	104	104	109	109	109
AREA	0.823	0.862	0.823	0.823	0.839	0.845	0.842	0.838	0.845	0.823	0.824	0.781	0.814	0.834	0.839	0.845	0.842	0.839	0.86	0.88	0.874	0.87	0.856	0.817	0.823	0.855	0.866	0.883
29 STAGE	1.615	1.64	1.85	1.545	2.3	2.52	1.67	1.595	1.64	1.565	1.505	1.69	1.76	1.805	1.67	1.73	1.655	1.89	1.9	1.79	1.82	1.915	2	2.14	2.1	2.04	1.93	1.735
VOLUME	3845	3952	4855	3544	7190	8430	4081	3759	3952	3630	3372	4167	4468	4662	4081	4339	4017	5027	5070	4597	4726	5135	5500	6289	6063	5725	5199	4361
SALINITY	99	99	99	99	104	104	104	104	104	104	104	99	99	99	99	99	99	99	109	109	109	109	109	109	109	109	109	109
AREA	0.454	0.457	0.482	0.445	0.524	0.542	0.46	0.451	0.457	0.448	0.441	0.463	0.471	0.477	0.46	0.468	0.459	0.487	0.488	0.475	0.478	0.49	0.5	0.511	0.508	0.503	0.492	0.468
30 STAGE	1.974	2.267	2.237	2.267	1.687	1.487	2.137	2.037	2.207	1.187	0.687	0.187	0.387	1.887	2.282	2.447	2.597	2.637	2.567	2.467	2.447	2.567	2.577	2.667	2.642	2.767	2.687	2.672
VOLUME	23939	28967	28319	28967	18442	15402	26159	23999	27671	10842	5496	1496	3096	21482	29291	32855	36095	36959	35447	33287	32855	35447	35663	37607	37067	39767	38039	37715
SALINITY	93	93	93	93	104	104	104	104	104	104	104	99	99	99	99	99	99	99	104	104	104	104	104	104	104	109	109	109
AREA	2.191	2.646	2.609	2.646	1.784	1.448	2.483	2.357	2.571	0.944	0.433	0.118	0.244	2.12	2.665	2.873	3.062	3.113	3.024	2.898	2.873	3.024	3.037	3.15	3.119	3.276	3.176	3.157
31 STAGE	2.228	2.729	2.349	2.549	1.949	1.849	1.949	1.749	1.849	1.649	1.649	1.649	1.149	0	0	1.339	1.349	1.329	1.049	1.184	1.319	1.349	1.384	1.419	1.499	1.629	1.739	1.754
VOLUME	27062	38184	29748	34188	21261	19811	21261	18361	19811	16911	16911	16911	9661	0	0	12416	12561	12271	8211	10169	12126	12561	13068	13576	14736	16621	18216	18433
SALINITY	187	187	187	187	192	192	192	192	192	192	192	177	177	177	177	177	177	177	177	177	177	177	177	177	177	172	172	172
AREA	2.638	3.249	2.786	3.03	2.252	2.04	2.252	1.828	2.04	1.616	1.616	1.616	0.556	0	0	0.959	0.98	0.937	0.344	0.63	0.916	0.98	1.054	1.128	1.298	1.573	1.807	1.838
32 STAGE	1.49	1.31	1.56	1.57	1.46	1.56	1.36	1.52	1.47	1.37	1.51	1.42	1.47	1.4	1.56	2.22	1.66	1.4	1.32	1.49	1.32	1.3	1.94	1.66	1.735	1.42	1.27	1.68
VOLUME	2105	1699	2272	2296	2038	2272	1812	2176	2060	1835	2152	1948	2060	1902	2272	4068	2511	1902	1722	2105	1722	1677	3181	2571	2691	1948	1609	2559
SALINITY	93	93	93	93	104	104	104	104	104	104	104	99	99	99	99	99	99	99	104	104	104	104	104	104	104	114	114	114
AREA	0.273	0.257	0.276	0.277	0.27	0.276	0.262	0.275	0.271	0.263	0.274	0.267	0.271	0.265	0.276	0.3	0.28	0.265	0.258	0.273	0.258	0.256	0.291	0.28	0.283	0.267	0.254	0.281
33 STAGE	2.21	1.71	1.48	1.44	1.52	1.57	1.6	1.66	1.7	1.94	1.87	1.9	1.92	2.05	2.11	1.62	1.8	1.96	2.13	1.8	1.8	1.8	1.95	2.06	1.92	1.98	2.03	2.19
VOLUME	1959	1199	862	826	910	986	1032	1123	1184	1549	1442	1488	1518	1716	1807	1062	1336	1579	1838	1336	1336	1336	1564	1731	1518	1610	1686	1929
SALINITY	83	83	83	83	104	104	104	104	104	104	104	99	99	99	99	99	99	99	104	104	104	104	104	104	104	109	109	109
AREA	0.16	0.138	0.124	0.122	0.126	0.129	0.131	0.135	0.137	0.151	0.147	0.149	0.15	0.156	0.158	0.132	0.143	0.153	0.158	0.143	0.143	0.143	0.152	0.156	0.15	0.154	0.156	0.16
34 STAGE	1.44	1.66	1.27	1.52	1.26	1.46	1.52	1.68	0.976	0.974	0.974	1.34	1.56	1.65	1.36	1.58	1.25	1.52	1.43	1.62	1.395	1.395	1.42	1.48	1.52	1.42	1.64	1.5
VOLUME	3012	3720	2464	3269	2432	3076	3269	3785	1519	1513	1513	2690	3398	3688	2754	3463	2400	3269	2980	3591	2867	2867	2947	3141	3269	2947	3656	3205
SALINITY	83	83	83	83	104	104	104	104	104	104	104	99	99	99	99	99	99	99	99	99	99	99	99	99	99	109	109	109
AREA	0.413	0.46	0.377	0.43	0.375	0.418	0.43	0.464	0.315	0.314	0.314	0.392	0.439	0.458	0.396	0.443	0.373	0.43	0.411	0.451	0.404	0.404	0.409	0.422	0.43	0.409	0.456	0.426
35 STAGE	1.89	1.85	1.93	1.8	1.91	1.8	1.74	1.7	1.82	1.87	1.86	1.85	1.86	1.76	1.95	1.83	1.935	1.74	1.81	1.48	1.57	1.82	1.915	1.82	1.8	1.84	1.69	1.79
VOLUME	3210	3105	3315	2973	3263	2973	2815	2709	3026	3157	3131	3105	3131	2867	3368	3052	3329	2815	2999	2140	2367	3026	3276	3026	2973	3078	2683	2946
SALINITY	93	93	93	93	104	104	104	104	104	104	104	99	99	99	99	99	99	99	104	104	104	104	104	104	104	109	109	109
AREA	0.358	0.349	0.366	0.339	0.362	0.339	0.327	0.319	0.343	0.353	0.351	0.349	0.351	0.331	0.37	0.345	0.367	0.327	0.341	0.277	0.292	0.343	0.363	0.343	0.339	0.347	0.317	0.337
36 STAGE	1.705	1.85	1.87	1.67	1.46	1.57	1.57	1.67	1.72	1.63	1.74	1.915	1.81	1.91	2.01	1.77	1.48	1.125	1.23	1.31	1.39	1.38	1.46	1.53	1.59	1.69	1.74	0.912
VOLUME	2241	2553	2596	2166	1726	1951	1951	2166	2273	2080	2316	2692	2467	2682	2904	2381	1763	1106	1301	1449	1597	1578	1726	1865	1994	2209	2316	779
SALINITY	88	88	88	88	104	104	104	104	104	104	104	99	99	99	99	99	99	99	104	104	104	104	104	104	104	109	109	109
AREA	0.232	0.241	0.242	0.23	0.218	0.224	0.224	0.23	0.23	0.228	0.234	0.245	0.239	0.245	0.251	0.236	0.219	0.198	0.204	0.209	0.213	0.213	0.218	0.222	0.225	0.231	0.234	0.174
37 STAGE	1.115	1.285	0.985	1.325	1.755	1.345	0.925	1.535	1.425	1.465	1.455	1.185	0.985	1.085	0.955	1.73	1.315	0.985	0.885	1.305	1.415	1.095	1.565	1.3	1.74	1.385	1.045	0.685
VOLUME	177	204	156	210	278	213	147	243	226	232	230	188	156	172	151	274	208	156	140	207	224	174	248	206	275	219	166	109
SALINITY	104	104	104	104	104	104	104	104	104	104	104	99	99	99	99	99	99	99	99	99	99	99	99	99	99	109	109	109
AREA	0.016	0.016	0.016	0.016	0.016	0.016	0.016	0.016	0.016	0.016	0.016	0.016	0.016	0.016	0.016	0.016	0.016	0.016	0.016	0.016	0.016	0.016	0.016	0.016	0.016	0.016	0.016	0.016
38 STAGE	1.181	1.161	1.291	1.181	1.181	1.121	1.211	1.301	1.261	1.191	1.321	1.276	1.281	1.241	1.181	1.201	1.311	1.221	1.241	1.281	1.411	1.126	1.301	1.281	1.281	1.101	1.141	1.251
VOLUME	3446	3319	4143	3446	3446	3066	3636	4206	3953	3509	4333	4047	4079	3826	3446	3573	4269	3699	3826	4079	4902	3098	4206	4079	4079	2940	3193	3889
SALINITY	83	83	83	83	104	104	104	104	104	104	104	99	99	99	99	99	99	99	99	99	99	99	99	99	99	114	114	114
AREA	0.592	0.584	0.636	0.592	0.592	0.568	0.604	0.64	0.624	0.596	0.648	0.63	0.632	0.616	0.592	0.6	0.644	0.608	0.616	0.632	0.684	0.57	0.64	0.632	0.632	0.56	0.576	0.62

DAM DATA FEBRUARY Stage in meters Volume in cubic meters Salinity in milligrams/liter Area in hectares

DATE	1	2	3	4	5	6	7	8	9	10	11	12	13	14	15	16	17	18	19	20	21	22	23	24	25	26	27	28
39 STAGE	1.326	1.256	1.016	1.056	1.076	1.156	1.086	1.056	0.976	0.766	0.956	1.036	1.056	0.876	0.966	1.056	1.066	1.136	1.106	1.136	1.206	1.126	1.266	1.291	1.396	1.196	1.326	1.296
VOLUME	2290	2115	1492	1596	1648	1856	1674	1596	1388	842	1336	1544	1596	1128	1362	1596	1622	1804	1726	1804	1986	1778	2140	2203	2465	1960	2290	2215
SALINITY	93	93	93	93	104	104	104	104	104	104	104	104	104	104	104	104	104	104	104	104	104	104	104	104	104	109	109	109
AREA	0.286	0.28	0.261	0.264	0.266	0.272	0.267	0.264	0.258	0.241	0.256	0.263	0.264	0.25	0.257	0.264	0.265	0.271	0.268	0.271	0.276	0.27	0.281	0.283	0.292	0.276	0.286	0.284
40 STAGE	1.865	1.895	1.805	1.835	1.745	1.705	1.665	1.775	1.805	1.845	1.815	1.805	1.755	1.765	1.835	1.855	1.885	1.895	1.885	1.905	1.915	1.935	1.925	1.985	2.035	1.985	1.915	1.81
VOLUME	6060	6185	5808	5934	5557	5390	5222	5683	5808	5976	5850	5808	5599	5641	5934	6018	6143	6185	6143	6227	6269	6353	6311	6562	6903	6562	6269	5829
SALINITY	145	145	145	145	151	151	151	151	151	151	151	130	130	130	130	130	130	130	140	140	140	140	140	140	140	135	135	135
AREA	0.724	0.745	0.682	0.703	0.64	0.612	0.584	0.661	0.682	0.71	0.689	0.682	0.647	0.654	0.703	0.717	0.738	0.745	0.738	0.752	0.759	0.773	0.766	0.808	0.824	0.808	0.759	0.685
41 STAGE	1.865	1.895	1.805	1.835	1.745	1.705	1.665	1.775	1.805	1.845	1.815	1.805	1.755	1.765	1.835	1.855	1.885	1.895	1.885	1.905	1.915	1.935	1.925	1.985	2.035	1.985	1.915	1.81
VOLUME	6168	6297	5909	6039	5650	5478	5305	5780	5909	6081	5952	5909	5694	5737	6039	6125	6254	6297	6254	6340	6383	6470	6427	6685	7051	6685	6383	5931
SALINITY	145	145	145	145	151	151	151	151	151	151	151	130	130	130	130	130	130	130	140	140	140	140	140	140	140	135	135	135
AREA	0.764	0.789	0.715	0.739	0.665	0.633	0.6	0.69	0.715	0.748	0.723	0.715	0.674	0.682	0.738	0.756	0.78	0.789	0.78	0.797	0.805	0.882	0.813	0.863	0.881	0.863	0.805	0.719
42 STAGE	2.964	2.964	2.954	2.954	2.914	2.884	2.824	2.824	2.824	2.784	2.794	2.764	2.754	2.694	2.694	2.734	2.644	2.644	2.644	2.644	2.444	2.444	2.664	2.664	2.524	2.544	2.524	2.644
VOLUME	28640	28640	28475	28475	27815	27321	26332	26332	26332	25673	25838	25343	25178	24189	24189	24849	23365	23365	23365	23365	20068	20068	23365	23365	21387	21717	21387	23365
SALINITY	213	213	213	213	218	218	218	218	218	218	218	224	224	224	224	224	224	224	229	229	229	229	229	229	229	244	244	244
AREA	2.194	2.194	2.186	2.186	2.157	2.135	2.091	2.091	2.091	2.061	2.069	2.047	2.039	1.995	1.995	2.024	1.959	1.959	1.959	1.959	1.811	1.811	1.959	1.959	1.87	1.885	1.87	1.959
* TOT.VOL	170359	180776	177184	171472	166117	159975	162091	161514	172431	155752	147427	144767	145394	167596	174047	174365	183555	184284	184785	183915	186593	193911	204308	201530	209648	213731	216566	219273
* TOT.AREA	18.17	18.775	18.503	18.374	17.666	17.118	17.588	17.676	18.196	16.558	15.871	15.453	15.684	17.93	18.438	18.429	18.937	19.053	18.781	18.797	18.892	19.093	19.6	19.714	19.933	20.061	20.023	20.271

* EXCLUDED ARE DAMS 24,31,40,41,42.

DAM DATA MARCH Stage in meters Volume in cubic meters Salinity in milligrams/liter

DAM NO.	DATE	1	2	3	4	5	6	7	8	9	10	11	12	13	14	15	16	17	18	19	20	21	22	23	24	25	26	27	28	29	30	31
	EVAP.	6.8	4.1	5.5	7.5	6.3	8.5	7.8	3.3	6.8	6	7	6.8	6.5	6	6.3	3.8	4	6	6.9	4.3	5.8	4.8	6.8	4.3	6.5	6	5.5	4.5	6	6	7
	RAIN.	0	0.3	0	0	0	0	0	0	0	0	0	0	0	0	0	0	0	0	1.9	0	0	0	0	0	0	0	0	0	0	0	0
	NETT EVA	6.8	3.8	5.5	7.5	6.3	8.5	7.8	3.3	6.8	6	7	6.8	6.5	6	6.3	3.8	4	6	5	4.3	5.8	4.8	6.8	4.3	6.5	6	5.5	4.5	6	6	7
1	STAGE	3.793	3.863	3.923	3.943	3.983	3.968	4.008	4.023	4.063	4.103	4.123	4.103	4.008	3.888	3.803	3.763	3.673	3.593	3.463	3.393	3.243	3.188	3.163	3.023	2.933	2.773	2.673	2.293	2.093	2.493	2.433
	VOLUME	10953	11307	11611	11712	11914	11838	12040	12116	12319	12521	12622	12521	12040	11434	11004	10802	10347	9942	9263	8868	8021	7711	7570	6780	6299	5462	4938	3274	2541	4007	3787
	SALINITY	120	120	120	120	120	120	120	120	120	120	120	120	120	120	120	120	120	120	120	120	120	120	120	120	120	125	125	125	125	125	125
	AREA	0.76	0.78	0.798	0.803	0.815	0.811	0.822	0.827	0.838	0.85	0.856	0.85	0.822	0.788	0.763	0.751	0.725	0.702	0.665	0.647	0.608	0.584	0.587	0.551	0.527	0.483	0.455	0.365	0.323	0.407	0.394
2	STAGE	1.982	1.952	1.952	1.962	1.982	1.952	2.042	2.107	2.157	2.222	2.172	2.172	2.157	2.112	2.142	2.162	2.147	2.147	2.152	2.112	2.182	2.252	2.332	2.372	2.402	2.432	2.442	2.462	2.382	2.232	2.205
	VOLUME	11607	11285	11285	11393	11607	11285	12237	12913	13433	14109	13589	13589	13433	12965	13277	13485	13329	13329	13381	12965	13693	14432	15712	16352	16832	17312	17472	17792	16512	14213	13932
	SALINITY	109	109	109	109	109	109	109	109	109	109	109	114	114	114	114	114	114	114	120	120	120	120	120	120	120	120	120	120	120	120	120
	AREA	1.147	1.142	1.142	1.144	1.147	1.142	1.155	1.162	1.168	1.175	1.169	1.169	1.168	1.163	1.166	1.168	1.166	1.166	1.167	1.163	1.17	1.178	1.185	1.189	1.191	1.194	1.195	1.197	1.19	1.176	1.173
3	STAGE	0.869	1.009	1.159	1.049	1.539	1.239	1.309	1.459	1.819	1.659	1.329	1.229	1.379	1.659	1.949	1.799	1.719	1.279	1.109	1.309	1.584	1.439	1.259	1.334	1.599	1.854	1.764	1.629	1.139	1.329	1.569
	VOLUME	1881	2336	2936	2496	5072	3256	3660	4577	6855	5827	3783	3216	4088	5827	7713	6723	6205	3477	2736	3660	5356	4454	3355	3813	5450	7086	6492	5639	2856	3783	5261
	SALINITY	109	109	109	109	109	109	109	109	109	109	109	109	109	109	109	109	109	109	114	114	114	114	114	114	114	114	114	114	114	114	114
	AREA	0.454	0.487	0.525	0.497	0.596	0.545	0.559	0.586	0.616	0.604	0.562	0.543	0.571	0.604	0.626	0.614	0.608	0.553	0.512	0.559	0.599	0.582	0.55	0.563	0.6	0.618	0.611	0.602	0.52	0.562	0.598
4	STAGE	2.643	2.443	2.233	2.178	2.083	2.498	2.453	2.443	2.303	2.633	2.963	3.403	3.023	2.958	2.923	2.793	2.663	2.703	2.963	2.748	2.693	3.083	3.183	3.043	2.853	2.823	2.663	2.548	2.863	2.943	2.733
	VOLUME	8254	7010	5635	5343	4840	7377	7077	7010	6078	8193	10263	13110	10647	10231	10007	9175	8375	8616	10263	8888	8556	11031	11671	10775	9559	9367	8375	7680	9623	10135	8797
	SALINITY	109	109	109	109	114	114	114	114	114	114	114	114	114	114	114	114	114	114	114	114	114	114	114	114	114	120	120	120	120	120	120
	AREA	0.6	0.574	0.539	0.528	0.511	0.583	0.575	0.574	0.551	0.598	0.632	0.682	0.638	0.631	0.628	0.616	0.602	0.607	0.632	0.612	0.605	0.645	0.656	0.64	0.621	0.619	0.602	0.589	0.622	0.63	0.61
5	STAGE	0.499	1.099	1.279	1.449	1.379	1.474	1.029	1.379	1.429	1.249	1.079	0.579	1.139	1.374	1.629	1.359	0.719	0.644	1.359	1.699	1.669	1.444	1.229	0.819	0.959	1.199	1.399	0.969	1.044	1.389	1.169
	VOLUME	349	1179	1524	1942	1770	2003	1052	1770	1893	1451	1143	412	1252	1758	2462	1721	523	463	1721	2677	2585	1929	1415	672	926	1361	1819	944	1080	1794	1306
	SALINITY	114	114	114	114	109	109	109	109	109	109	109	114	114	114	114	114	114	114	114	114	114	114	114	114	114	114	114	114	114	114	114
	AREA	0.023	0.247	0.308	0.352	0.334	0.358	0.223	0.334	0.347	0.3	0.24	0.047	0.261	0.332	0.435	0.328	0.09	0.067	0.328	0.472	0.456	0.35	0.293	0.131	0.194	0.282	0.339	0.199	0.228	0.336	0.272
6	STAGE	1.878	1.988	1.958	1.938	1.938	1.848	1.788	1.848	1.968	2.028	2.078	2.088	2.028	1.948	1.918	1.923	1.888	1.978	1.993	1.948	1.948	2.008	2.038	2.078	2.088	2.078	2.078	2.103	2.148	2.138	2.088
	VOLUME	10375	11299	11047	10879	10879	10123	9619	10123	11131	11686	12196	12298	11686	10963	10711	10753	10459	11215	11341	10963	10963	11482	11788	12196	12298	12196	12196	12451	12910	12808	12298
	SALINITY	109	109	109	109	104	104	104	104	104	104	104	109	109	109	109	109	109	109	109	109	109	109	109	109	109	114	114	114	114	114	114
	AREA	0.926	0.946	0.94	0.937	0.937	0.921	0.91	0.921	0.942	0.951	0.956	0.958	0.951	0.939	0.933	0.934	0.928	0.944	0.947	0.939	0.939	0.949	0.952	0.956	0.958	0.956	0.956	0.959	0.964	0.963	0.958
7	STAGE	2.906	2.821	2.781	2.831	2.721	2.646	2.821	2.911	3.061	3.101	3.126	3.091	2.981	2.916	2.896	2.831	2.971	3.051	2.971	2.901	2.951	3.021	3.086	3.111	3.091	3.071	3.091	3.131	3.151	3.091	3.101
	VOLUME	11198	10654	10398	10718	10032	9598	10654	11230	12169	12411	12563	12351	11678	11262	11134	10718	11614	12109	11614	11166	11486	11927	12320	12472	12351	12230	12351	12593	12714	12351	12411
	SALINITY	109	109	109	109	109	109	109	109	109	109	109	109	109	109	109	109	109	109	109	109	109	109	109	109	109	109	109	109	109	109	109
	AREA	0.656	0.644	0.639	0.646	0.631	0.62	0.644	0.656	0.673	0.677	0.679	0.676	0.665	0.657	0.654	0.646	0.664	0.672	0.664	0.655	0.662	0.67	0.676	0.678	0.676	0.674	0.676	0.68	0.681	0.676	0.677
8	STAGE	*	*	*	*	*	*	*	*	*	*	*	*	*	*	*	*	*	*	*	*	*	*	*	*	*	*	*	*	*	*	*
	VOLUME																															
	SALINITY	*	*	*	*	*	*	*	*	*	*	*	*	*	*	*	*	*	*	*	*	*	*	*	*	*	*	*	*	*	*	*
	AREA																															
9	STAGE	1.267	1.1	1.067	0.947	1.572	1.507	1.297	1.177	0.977	0.772	0.817	0.847	1.197	1.032	1.167	0.967	1.107	0.772	1.057	1.217	1.097	0.976	1.017	1.297	1.167	1.507	1.317	1.177	1.197	1.297	1.117
	VOLUME	2313	1874	1767	1476	3081	2918	2388	2077	1552	1034	1147	1223	2130	1694	2051	1527	1892	1034	1760	2183	1866	1549	1655	2388	2051	2918	2439	2077	2130	2388	1919
	SALINITY	109	109	109	109	114	114	114	114	114	114	114	114	114	114	114	114	114	114	114	114	114	114	114	114	114	120	120	120	120	120	120
	AREA	0.297	0.272	0.268	0.251	0.343	0.333	0.301	0.283	0.255	0.228	0.234	0.238	0.286	0.263	0.282	0.254	0.273	0.228	0.266	0.289	0.272	0.255	0.26	0.301	0.282	0.333	0.304	0.283	0.286	0.301	0.275
10	STAGE	2	2.28	2.02	1.94	1.96	1.98	1.98	2.2	2.08	2.29	2.17	2.2	2.05	2.3	2.26	2	2.81	2.3	1.99	2.305	2.98	1.92	2.3	2.13	2.075	2.06	2.31	2.05	2.31	1.965	1.84
	VOLUME	6700	8662	6836	6352	6468	6584	6584	8060	7244	8749	7856	8060	7040	8837	8487	6700	8924	8837	6642	8880	8332	6235	8837	7584	7210	7108	8924	7040	8924	6497	5771
	SALINITY	109	109	109	109	104	104	104	104	104	104	104	109	109	109	109	109	109	109	109	109	109	109	109	109	109	109	109	109	109	109	109
	AREA	0.66	0.689	0.662	0.648	0.652	0.656	0.656	0.681	0.668	0.69	0.678	0.681	0.665	0.691	0.687	0.66	0.692	0.691	0.658	0.691	0.685	0.644	0.691	0.674	0.668	0.666	0.692	0.665	0.692	0.653	0.628
11	STAGE	0.58	1.03	0.71	0.66	0.67	0.7	0.69	1	0.79	1.03	0.41	0.945	0.76	1.04	0.83	0.72	1.07	0.59	0.73	1.06	0.49	0.23	1.04	0.845	0.79	0.78	1.07	0.75	1.07	0.22	0.54
	VOLUME	148	421	211	187	192	206	201	400	257	421	85	363	237	427	284	216	448	153	220	441	107	37	427	295	257	250	448	230	448	35	129
	SALINITY	109	109	109	109	109	109	109	109	109	109	109	109	109	109	109	109	109	109	109	109	109	109	109	109	109	109	109	109	109	109	109
	AREA	0.054	0.064	0.058	0.056	0.056	0.057	0.057	0.063	0.06	0.064	0.048	0.062	0.059	0.064	0.06	0.058	0.064	0.054	0.058	0.064	0.051	0.04	0.064	0.061	0.06	0.059	0.064	0.059	0.064	0.038	0.052
12	STAGE	4.895	4.85	4.965	4.805	5.215	5.3	5.415	5.375	5.455	5.415	5.455	5.505	5.58	5.53	5.56	5.74	5.69	5.68	5.84	5.82	5.8	5.94	5.91	5.98	6.04	6.1	6.06	6.16	6.13	6.21	6.33
	VOLUME	30564	29588	32081	28612	38821	41186	44385	43273	45498	44385	45489	46895	49070	47620	48490	53710	52260	51970	56610	55450	55450	59510	58640	60670	62410	65150	62990	65890	65020	67340	70820
	SALINITY	192	192	192	192	156	156	156	156	156	156	156	161	161	161	161	161	161	161	156	156	156	156	156	156	156	151	151	151	151	151	151
	AREA	1.982	1.953	2.027	1.923	2.195	2.253	2.331	2.304	2.358	2.331	2.358	2.392	2.457	2.414	2.44	2.595	2.552	2.544	2.682	2.647	2.647	2.768	2.742	2.803	2.867	2.939	2.891	3.01	2.974	3.069	3.211

DAM DATA MARCH Stage in meters Volume in cubic meters Salinity in milligrams/liter

DATE	1	2	3	4	5	6	7	8	9	10	11	12	13	14	15	16	17	18	19	20	21	22	23	24	25	26	27	28	29	30	31
13 STAGE	2.13	2.13	2.2	2.13	2.2	2.12	2.13	2.085	2.05	2.03	2.19	2.13	2.13	2.115	2.13	2.075	2.13	2.13	2.075	1.92	1.85	1.89	2.16	2.13	2.1	2.09	2.05	2.07	2.05	2.05	2.18
VOLUME	1574	1574	1636	1574	1636	1566	1574	1535	1504	1486	1627	1574	1574	1561	1574	1526	1574	1574	1526	1331	1219	1283	1601	1574	1548	1539	1504	1522	1504	1504	1618
SALINITY	104	104	104	104	104	104	104	104	104	104	104	109	109	109	109	109	109	109	109	109	109	109	109	109	109	109	109	109	109	109	109
AREA	0.155	0.155	0.158	0.155	0.158	0.155	0.155	0.153	0.152	0.151	0.158	0.155	0.155	0.155	0.155	0.153	0.155	0.155	0.153	0.144	0.139	0.142	0.156	0.155	0.154	0.154	0.152	0.153	0.152	0.152	0.157
14 STAGE	3.434	3.18	3.519	3.734	3.459	2.994	3.409	3.634	3.144	3.124	3.704	3.544	3.144	3.734	3.594	3.374	3.054	2.734	3.064	3.184	3.459	3.354	3.314	3.704	3.604	3.164	3.554	3.454	3.444	3.444	3.404
VOLUME	3833	3346	3996	4405	3881	2988	3785	4215	3276	3238	4348	4044	3276	4405	4139	3718	3104	2484	3123	3353	3881	3680	3603	4348	4158	3315	4063	3872	3852	3852	3776
SALINITY	104	104	104	104	109	109	109	109	109	109	109	114	114	114	114	114	114	114	114	114	114	114	114	114	114	109	109	109	109	109	109
AREA	0.226	0.209	0.232	0.246	0.228	0.196	0.225	0.24	0.206	0.205	0.244	0.234	0.206	0.246	0.237	0.222	0.2	0.179	0.2	0.209	0.228	0.221	0.218	0.244	0.238	0.207	0.235	0.228	0.227	0.227	0.224
15 STAGE	3.075	2.93	2.875	2.82	2.77	2.885	3.085	2.96	2.92	2.85	2.82	2.81	2.81	2.8	2.805	2.82	2.81	2.82	2.79	2.65	2.65	2.65	2.73	2.69	2.64	2.52	2.455	2.41	2.35	2.35	2.28
VOLUME	2785	2524	2425	2326	2236	2443	2803	2578	2506	2380	2326	2308	2308	2290	2299	2326	2308	2326	2272	2020	2020	2020	2164	2092	2002	1786	1669	1588	1480	1480	1354
SALINITY	130	130	130	130	130	130	130	130	130	130	130	140	140	140	140	140	140	140	161	161	161	161	161	161	161	161	161	161	161	161	161
AREA	0.225	0.211	0.206	0.201	0.196	0.207	0.226	0.214	0.21	0.204	0.201	0.2	0.2	0.199	0.199	0.201	0.2	0.201	0.198	0.184	0.184	0.184	0.192	0.188	0.183	0.172	0.166	0.161	0.156	0.156	0.149
16 STAGE	1.155	1.32	1.11	1.385	1.11	1.365	1.2	1.57	1.445	1.33	1.265	1.35	1.16	1.045	1.455	1.4	1.02	1.57	1.45	1.31	1.475	1.485	1.46	1.41	1.21	1.52	1.48	1.36	1.31	1.31	1.15
VOLUME	3299	3127	3345	3060	3345	3081	3252	2868	2998	3117	3184	3096	3293	3413	2987	3044	3439	2868	2993	3138	2967	2956	2982	3034	3241	2920	2961	3086	3138	3138	3304
SALINITY	109	109	109	109	114	114	114	114	114	114	114	109	109	109	109	109	109	109	109	109	109	109	109	109	109	114	114	114	114	114	114
AREA	0.442	0.439	0.443	0.437	0.443	0.438	0.441	0.434	0.436	0.438	0.44	0.438	0.442	0.444	0.436	0.437	0.445	0.434	0.436	0.439	0.436	0.435	0.436	0.437	0.441	0.435	0.435	0.438	0.439	0.439	0.442
17 STAGE	3.525	3.11	2.82	4.09	3.69	3.27	2.81	4.315	4.005	3.63	3.48	3.65	3.27	2.975	4	3.625	3.26	4.27	4.03	2.67	4.43	4.17	3.87	4.05	3.75	3.42	4.37	4.06	3.75	3.75	3.78
VOLUME	3352	2642	2202	4567	3693	2912	2188	5152	4346	3569	3266	3610	2912	2422	4333	3558	2895	5035	4411	1990	5451	4775	4064	4463	3817	3165	5295	4489	3817	3817	3878
SALINITY	104	104	104	104	104	104	104	104	104	104	104	104	104	104	104	104	104	104	109	109	109	109	109	109	109	109	109	109	109	109	109
AREA	0.21	0.186	0.17	0.243	0.219	0.195	0.169	0.254	0.238	0.216	0.207	0.217	0.195	0.179	0.238	0.216	0.195	0.252	0.24	0.161	0.26	0.247	0.23	0.241	0.223	0.204	0.257	0.241	0.223	0.223	0.225
18 STAGE	3.345	3.77	3.865	3.78	3.695	3.695	3.495	3.405	3.272	3.177	3.067	3.585	3.715	3.62	3.54	3.312	3.282	3.222	3.132	3.042	3.192	3.435	3.302	3.985	4.19	4.105	4.015	3.925	3.865	3.865	4.023
VOLUME	8057	10366	10886	10421	9955	9955	8861	8379	7665	7156	6566	9353	10065	9545	9107	7880	7719	7397	6915	6432	7236	8539	7826	11543	10694	12216	11709	11214	10886	10886	11754
SALINITY	109	109	109	109	104	104	104	104	104	104	104	114	114	114	114	114	114	114	114	114	114	114	114	114	114	120	120	120	120	120	120
AREA	0.483	0.53	0.542	0.531	0.521	0.521	0.497	0.489	0.477	0.469	0.459	0.507	0.523	0.592	0.502	0.48	0.478	0.473	0.465	0.457	0.47	0.491	0.48	0.556	0.577	0.569	0.56	0.549	0.542	0.542	0.56
19 STAGE	1.998	2.28	2.838	1.563	1.713	2.283	2.318	1.998	1.998	2.693	2.288	1.988	1.663	2.503	2.308	2.463	2.578	2.318	2.128	1.903	2.698	2.573	2.378	2.168	2.003	2.318	2.108	1.978	2.298	2.298	1.863
VOLUME	2396	3005	4197	1485	1786	3011	3086	2396	2396	3717	3021	2374	1685	3481	3064	3396	3642	3086	2676	2190	3899	3631	3214	2763	2406	3086	2633	2352	3043	3043	2104
SALINITY	104	104	104	104	104	104	104	104	104	104	104	109	109	109	109	109	109	109	109	109	109	109	109	109	109	114	114	114	114	114	114
AREA	0.211	0.232	0.277	0.181	0.191	0.233	0.235	0.211	0.211	0.259	0.233	0.21	0.188	0.25	0.235	0.247	0.256	0.235	0.221	0.204	0.266	0.256	0.24	0.224	0.211	0.235	0.219	0.21	0.234	0.234	0.202
20 STAGE	2.82	2.73	2.68	2.56	2.51	2.405	2.43	2.43	2.42	2.42	2.42	2.43	2.435	2.455	2.45	2.28	2.205	2.24	2.55	2.41	3.02	3.01	3.1	3.07	3.08	3.08	2.8	2.8	2.82	2.82	2.82
VOLUME	4115	3802	3628	3211	3038	2640	2735	2735	2697	2697	2697	2735	2754	2831	2812	2161	1874	2008	3177	2659	4847	4793	5274	5114	5167	5167	4045	4045	4115	4115	4115
SALINITY	146	146	146	146	166	166	166	166	166	166	166	208	208	208	208	208	208	208	177	177	177	177	177	177	177	156	156	156	156	156	156
AREA	0.415	0.398	0.388	0.365	0.355	0.337	0.341	0.341	0.34	0.34	0.34	0.341	0.342	0.346	0.345	0.316	0.304	0.31	0.363	0.338	0.452	0.451	0.458	0.456	0.457	0.457	0.411	0.411	0.415	0.415	0.415
21 STAGE	2.263	1.92	2.148	1.883	1.953	1.933	2.093	2.038	2.133	2.003	2.233	2.033	2.283	2.078	2.123	2.103	2.343	2.243	2.013	2.143	2.023	1.993	2.373	2.153	2.313	2.258	2.243	2.218	2.283	2.323	2.173
VOLUME	7792	5486	6986	5271	5677	5561	6601	6216	6881	5971	7581	6181	7934	6496	6811	6671	8360	7651	6671	6951	6111	5909	8573	7021	8147	7757	7651	7476	7934	8218	7161
SALINITY	104	104	104	104	109	109	109	109	109	109	109	109	109	109	109	109	109	109	109	109	109	109	109	109	109	114	114	114	114	114	114
AREA	0.706	0.665	0.695	0.658	0.671	0.667	0.689	0.684	0.693	0.68	0.703	0.683	0.706	0.688	0.692	0.69	0.709	0.704	0.69	0.694	0.682	0.679	0.71	0.695	0.708	0.705	0.704	0.702	0.706	0.708	0.697
22 STAGE	1.695	1.66	1.56	1.57	1.62	1.66	1.7	1.73	1.81	2	1.79	1.75	1.87	1.77	1.845	1.93	1.79	1.8	1.75	1.85	1.98	1.88	1.8	1.84	1.89	1.92	1.8	1.77	1.74	1.74	1.635
VOLUME	5540	5374	4901	4948	5185	5374	5563	5705	6100	7050	6000	5800	6400	5900	6275	6700	6000	6050	5800	6300	6950	6450	6050	6250	6500	6650	6050	5900	5753	5753	5256
SALINITY	109	109	109	109	104	104	104	104	104	104	104	104	104	104	104	104	104	104	109	109	109	109	109	109	109	114	114	114	114	114	114
AREA	0.604	0.598	0.58	0.582	0.591	0.598	0.604	0.61	0.627	0.67	0.622	0.613	0.64	0.618	0.635	0.654	0.622	0.624	0.613	0.636	0.665	0.643	0.624	0.634	0.645	0.652	0.624	0.618	0.611	0.611	0.593
23 STAGE	1.525	1.7	1.685	1.655	1.615	1.605	1.525	1.455	1.355	1.465	1.755	1.775	1.745	1.705	1.575	1.755	1.895	1.865	1.825	1.795	1.715	1.735	1.775	1.705	1.995	1.995	1.905	1.795	1.695	1.695	1.595
VOLUME	3737	4642	4564	4409	4202	4151	3737	3458	3125	3491	4926	5030	4874	4667	3996	4926	5654	5498	5290	5134	4719	4822	5030	4667	6174	6174	5706	5134	4616	4616	4099
SALINITY	114	114	114	114	114	114	114	114	114	114	114	109	109	109	109	109	109	109	109	109	109	109	109	109	109	120	120	120	120	120	120
AREA	0.569	0.611	0.607	0.6	0.591	0.588	0.569	0.549	0.517	0.552	0.624	0.629	0.622	0.612	0.581	0.624	0.655	0.648	0.64	0.633	0.615	0.619	0.629	0.612	0.677	0.677	0.657	0.633	0.61	0.61	0.586
24 STAGE	1.17	1.87	1.96	1.93	1.71	1.405	1.35	1.37	1.98	1.94	1.87	1.62	1.51	1.24	1.18	1.9	1.89	1.72	1.07	1.33	1.33	1.37	1.98	1.95	1.83	1.51	1.19	1.64	1.69	1.69	1.79
VOLUME	933	2321	2514	2450	1979	1358	1259	1295	2557	2472	2322	1787	1551	1059	951	2386	2365	2001	752	1222	1222	1295	2557	2493	2236	1551	969	1830	1937	1937	2151
SALINITY	120	120	120	120	109	109	109	109	109	109	109	109	109	109	109	109	109	109	114	114	114	114	114	114	114	114	114	114	114	114	114
AREA	0.188	0.243	0.246	0.245	0.236	0.216	0.21	0.212	0.247	0.246	0.243	0.233	0.228	0.196	0.189	0.244	0.244	0.37	0.176	0.207	0.207	0.212	0.247	0.246	0.241	0.228	0.19	0.234	0.236	0.236	0.24
25 STAGE	1.809	2.05	2.229	2.369	2.239	1.929	1.719	1.689	1.679	1.559	1.549	1.175	0.875	0.955	0.905	0	0.445	1.929	1.225	1.415	1.519	1.579	1.629	1.439	1.519	1.544	1.429	1.674	1.924	1.924	1.829
VOLUME	4534	5607	6409	7036	6454	5067	4134	4000	3956	3422	3378	2125	1325	1480	1383	0	534	5076	2284	2889	3244	3511	3734	2966	3244	3356	2934	3934	5045	5045	4623
SALINITY	109	109	109	109	109	109	109	109	109	109	109	109	109	109	109	109	109	109	120	120	120	120	120	120	120	114	114	114	114	114	114
AREA	0.431	0.45	0.465	0.477	0.466	0.44	0.424	0.421	0.42	0.411	0.41	0.357	0.29	0.316	0.3	0	0.151	0.44	0.364	0.393	0.408	0.412	0.416	0.397	0.408	0.41	0.395	0.42	0.44	0.44	0.432

DAM DATA MARCH Stage in meters Volume in cubic meters Salinity in milligrams/liter

DATE	1	2	3	4	5	6	7	8	9	10	11	12	13	14	15	16	17	18	19	20	21	22	23	24	25	26	27	28	29	30	31
26 STAGE	2.043	2.023	2.008	2.013	2.023	2.203	2.028	2.028	2.303	2.313	2.038	2.308	2.308	2.363	2.238	1.923	1.833	1.803	1.913	1.943	1.863	1.898	1.893	1.863	1.863	1.723	1.623	1.463	1.403	1.403	1.463
VOLUME	8336	8198	8095	8130	8198	9438	8233	8233	10126	10195	8302	10161	10161	10540	9679	7505	6880	6672	7436	7644	7089	7332	7297	7089	2089	6117	5422	4739	5016	5016	4739
SALINITY	109	109	109	109	109	109	109	109	109	109	109	109	109	109	109	109	109	109	120	120	120	120	120	120	120	114	114	114	114	114	114
AREA	0.699	0.696	0.694	0.695	0.696	0.72	0.697	0.697	0.734	0.735	0.698	0.734	0.734	0.742	0.725	0.681	0.668	0.663	0.68	0.684	0.672	0.677	0.677	0.672	0.672	0.651	0.636	0.628	0.645	0.645	0.628
27 STAGE	1.056	1.22	1.131	1.031	1.746	1.246	1.141	1.336	1.316	1.541	1.856	1.516	1.366	1.216	1.091	1.226	1.386	1.746	1.976	1.826	1.506	1.356	1.151	1.051	1.186	1.386	1.151	1.466	1.222	1.222	1.206
VOLUME	1919	2353	2031	1686	3531	2536	2115	2441	2593	3190	4187	3400	2938	2393	1947	2358	2827	3875	4656	4394	3617	2945	2198	1823	2196	2808	2208	2837	2880	3155	2680
SALINITY	109	109	109	109	107	107	107	107	107	107	107	109	109	109	109	109	109	109	114	114	114	114	114	114	114	112	112	112	112	112	112
AREA	0.331	0.342	0.333	0.325	0.372	0.346	0.299	0.343	0.347	0.362	0.389	0.368	0.356	0.342	0.332	0.342	0.354	0.381	0.401	0.393	0.372	0.357	0.338	0.329	0.338	0.353	0.338	0.353	0.356	0.362	0.35
28 STAGE	1.5	1.47	1.27	1.26	1.24	1.225	1.19	1.115	1.23	1.17	1.14	1.31	1.33	1.42	1.395	1.32	1.28	1.47	1.45	1.55	1.41	1.385	1.37	1.3	1.19	1.23	1.25	1.31	1.33	1.33	1.22
VOLUME	7950	7701	6041	5958	5792	5668	5377	4755	5709	5211	4962	6373	6539	7286	7079	6456	6124	7701	7535	8408	7203	6996	6871	6290	5377	5709	5875	6373	6539	6539	5626
SALINITY	109	109	109	109	114	114	114	114	114	114	114	109	109	109	109	109	109	109	109	109	109	109	109	109	109	114	114	114	114	114	114
AREA	0.88	0.876	0.848	0.846	0.844	0.842	0.837	0.826	0.842	0.834	0.83	0.853	0.856	0.869	0.865	0.855	0.849	0.876	0.873	0.884	0.867	0.864	0.862	0.852	0.837	0.842	0.845	0.853	0.856	0.856	0.841
29 STAGE	1.815	1.81	1.58	1.62	1.555	1.58	1.765	1.89	2.03	2.045	2.02	1.96	1.71	1.525	1.76	1.92	1.98	1.77	1.92	1.76	1.995	1.995	2.12	2.12	2.16	2.055	2.1	1.845	1.485	1.485	1.73
VOLUME	4705	4683	3694	3866	3587	3694	4490	5027	5669	5754	5613	5328	4253	3458	4468	5156	5414	4511	5156	4468	5479	5479	6176	6176	6401	5810	6063	4834	3296	3296	4339
SALINITY	109	109	109	109	109	109	109	109	109	109	109	104	104	104	104	104	104	104	109	109	109	109	109	109	109	114	114	114	114	114	114
AREA	0.478	0.477	0.45	0.454	0.447	0.45	0.472	0.487	0.502	0.504	0.502	0.495	0.465	0.443	0.471	0.49	0.498	0.472	0.49	0.471	0.499	0.499	0.51	0.51	0.513	0.504	0.508	0.481	0.438	0.438	0.468
30 STAGE	2.807	2.92	2.827	2.697	2.587	2.507	2.467	2.467	2.427	2.287	2.267	2.267	2.297	2.337	2.547	2.647	2.607	2.467	2.377	2.267	2.337	2.787	3.002	3.012	2.807	2.927	2.797	2.747	2.807	2.807	2.647
VOLUME	40631	43072	41063	38255	35879	34151	33287	33287	32423	29399	28967	28967	29615	30479	35015	37175	36311	33287	31343	28967	30479	40199	44879	45273	40631	43223	40415	35335	40631	40631	37175
SALINITY	109	109	109	109	109	109	109	109	109	109	109	109	109	109	109	109	109	109	109	109	109	109	109	109	109	114	114	114	114	114	114
AREA	3.327	3.469	3.352	3.188	3.05	2.949	2.898	2.898	2.848	2.672	2.646	2.646	2.684	2.735	2.999	3.125	3.075	2.898	2.785	2.646	2.735	3.302	3.572	3.584	3.327	3.478	3.314	3.251	3.327	3.327	3.125
31 STAGE	1.749	1.749	1.659	1.569	1.569	1.304	1.319	1.309	1.449	1.469	1.579	1.709	1.829	0.988	0.989	1.949	1.879	0.954	1.809	1.769	1.849	1.869	1.909	1.859	1.769	1.669	1.649	1.689	1.739	1.769	1.649
VOLUME	18361	18361	17056	15751	15751	11908	12126	11981	14011	14301	15896	17781	19521	7410	7418	21261	20246	7230	19231	18651	19811	20101	20681	19956	18651	17201	16911	17491	18216	18651	16911
SALINITY	172	172	172	172	187	187	187	187	187	187	187	151	151	151	151	151	151	151	172	172	172	172	172	172	172	198	198	198	198	198	198
AREA	1.818	1.828	1.637	1.446	1.446	0.884	0.916	0.895	1.192	1.234	1.467	1.743	1.997	0.237	0.237	2.252	2.103	0.231	1.955	1.87	2.04	2.082	2.167	2.061	1.87	1.658	1.616	1.701	1.807	1.87	1.616
32 STAGE	1.82	2.14	1.36	1.56	1.46	1.67	1.43	1.24	2.38	2.29	2.1	2.17	1.56	1.495	1.43	1.44	1.34	1.64	1.27	1.52	1.39	1.57	1.84	1.68	1.5	1.37	1.33	1.16	1.43	1.43	1.48
VOLUME	2894	3809	1812	2272	2038	2535	1970	1541	4640	4328	3671	3513	2272	2117	1970	1993	1767	2463	1609	2176	1880	2296	2942	2559	2128	1835	1744	1361	1970	1970	2083
SALINITY	114	114	114	114	104	104	104	104	104	104	104	104	104	104	104	104	104	104	109	109	109	109	109	109	109	114	114	114	114	114	114
AREA	0.286	0.298	0.262	0.276	0.27	0.28	0.268	0.251	0.306	0.303	0.296	0.299	0.276	0.274	0.268	0.269	0.26	0.279	0.254	0.275	0.264	0.277	0.287	0.281	0.274	0.263	0.259	0.244	0.268	0.268	0.272
33 STAGE	2.145	1.88	1.78	1.69	1.48	1.545	1.79	1.82	1.73	2.175	1.9	1.87	2.02	2.12	2.2	2	1.78	1.98	1.76	1.68	1.77	1.64	2.06	1.745	1.74	1.94	1.6	1.88	2.05	2.05	1.86
VOLUME	1860	1458	1307	1169	862	948	1321	1366	1230	1506	1488	1442	1670	1822	1944	1640	1306	1610	1275	1154	1290	1093	1731	1252	1245	1549	1032	1458	1716	1716	1427
SALINITY	109	109	109	109	109	109	109	109	109	109	109	109	109	109	109	109	109	109	109	109	109	109	109	109	109	114	114	114	114	114	114
AREA	0.158	0.148	0.142	0.136	0.124	0.128	0.142	0.144	0.139	0.159	0.149	0.147	0.155	0.158	0.16	0.155	0.142	0.154	0.141	0.136	0.141	0.133	0.156	0.14	0.139	0.151	0.131	0.148	0.156	0.156	0.147
34 STAGE	1.51	1.39	1.6	1.42	1.4	1.56	1.34	1.49	1.62	1.45	1.56	1.31	1.59	1.56	1.65	1.62	1.05	1.24	1.36	1.45	1.45	1.45	1.22	1.5	1.48	1.57	1.47	1.7	1.61	1.61	1.58
VOLUME	3237	2851	3527	2947	2883	3398	2690	3173	3591	3044	2298	2593	3495	3398	3688	3591	1756	2368	2754	3044	3044	3044	2303	3205	3141	3430	3108	3849	3559	3559	3463
SALINITY	109	109	109	109	109	109	109	109	109	109	109	109	109	109	109	109	109	109	114	114	114	114	114	114	114	114	114	114	114	114	114
AREA	0.428	0.403	0.447	0.409	0.405	0.439	0.392	0.424	0.451	0.415	0.439	0.386	0.445	0.439	0.458	0.451	0.331	0.371	0.396	0.415	0.415	0.415	0.367	0.426	0.422	0.441	0.42	0.468	0.449	0.449	0.443
35 STAGE	1.81	1.76	1.55	1.64	1.67	1.485	1.7	1.83	1.76	1.87	1.7	1.86	2.02	1.846	2.11	1.84	2.01	1.935	1.8	1.6	1.89	2.02	1.81	1.82	1.9	1.92	1.98	1.84	2.055	2.055	1.695
VOLUME	2999	2867	2314	2551	2630	2150	2709	3052	2867	3157	2709	3131	3595	3094	4022	3078	3547	3329	2973	2446	3210	3595	2999	3026	3236	3289	3447	3078	3761	3761	2696
SALINITY	109	109	109	109	104	104	104	104	104	104	104	104	104	104	104	104	104	104	109	109	109	109	109	109	109	114	114	114	114	114	114
AREA	0.341	0.331	0.288	0.307	0.313	0.277	0.319	0.345	0.331	0.353	0.319	0.351	0.381	0.349	0.388	0.347	0.381	0.367	0.339	0.298	0.358	0.381	0.341	0.343	0.36	0.364	0.376	0.347	0.384	0.384	0.318
36 STAGE	0.917	1.83	1.82	1.83	1.82	1.86	1.866	1.91	1.85	1.79	1.81	1.84	1.84	1.87	2.045	2.005	1.525	1.59	1.71	1.82	1.96	1.685	1.49	1.225	0.99	1.12	1.35	1.41	1.67	1.67	1.67
VOLUME	785	2510	2488	2510	2488	2574	2587	2682	2553	2424	2467	2531	2531	2596	3003	2889	1854	1994	2252	2488	2789	2198	1782	1291	864	1097	1523	1634	2166	2166	2166
SALINITY	109	109	109	109	104	104	104	104	104	104	104	109	109	109	109	109	109	109	114	114	114	114	114	114	114	114	114	114	114	114	114
AREA	0.175	0.24	0.239	0.24	0.239	0.242	0.242	0.245	0.241	0.237	0.239	0.24	0.24	0.242	0.253	0.25	0.222	0.225	0.233	0.239	0.248	0.231	0.219	0.204	0.188	0.197	0.211	0.215	0.23	0.23	0.23
37 STAGE	1.645	1.35	1.225	1.095	1.585	1.325	1.445	1.325	1.165	0.965	1.305	1.185	1.165	1.685	1.535	1.275	0.705	1.47	1.73	1.585	1.315	1.72	1.52	1.345	1.005	0.925	1.275	1.705	1.525	1.525	1.725
VOLUME	260	214	194	174	251	210	229	210	185	153	207	188	185	267	243	202	112	233	274	251	208	272	241	213	159	147	202	270	241	241	273
SALINITY	109	109	109	109	109	109	109	109	109	109	109	109	109	109	109	109	109	109	109	109	109	109	109	109	109	114	114	114	114	114	114
AREA	0.016	0.016	0.016	0.016	0.016	0.016	0.016	0.016	0.016	0.016	0.016	0.016	0.016	0.016	0.016	0.016	0.016	0.016	0.016	0.016	0.016	0.016	0.016	0.016	0.016	0.016	0.016	0.016	0.016	0.016	0.016
38 STAGE	1.251	1.26	1.241	1.301	1.221	1.196	1.341	1.321	1.401	1.346	1.321	1.341	1.321	1.311	1.361	1.431	1.416	1.261	1.121	1.021	1.151	1.281	1.361	1.451	1.331	1.281	1.351	1.181	1.171	1.171	1.041
VOLUME	3889	3946	3826	4206	3699	3541	4459	4333	4839	4491	4333	4459	4333	4269	4586	5029	4934	3953	3066	2433	3256	4079	4586	5156	4396	4079	4523	3446	3383	3383	2560
SALINITY	114	114	114	114	109	109	109	109	109	109	109	109	109	109	109	109	109	109	109	109	109	109	109	109	109	109	109	109	109	109	109
AREA	0.62	0.624	0.616	0.64	0.608	0.598	0.656	0.648	0.68	0.658	0.648	0.656	0.648	0.644	0.664	0.692	0.686	0.624	0.568	0.528	0.58	0.632	0.664	0.7	0.652	0.632	0.66	0.592	0.588	0.588	0.536

DAM DATA MARCH Stage in meters Volume in cubic meters Salinity in milligrams/liter

	DATE	1	2	3	4	5	6	7	8	9	10	11	12	13	14	15	16	17	18	19	20	21	22	23	24	25	26	27	28	29	30	31
39	STAGE	1.216	1.3	1.256	1.186	1.146	1.076	1.116	1.136	1.246	1.076	1.016	0.906	0.946	0.896	0.911	1.236	1.416	1.241	0.976	0.836	0.916	1.096	1.176	1.236	1.326	1.446	1.526	1.366	1.316	1.256	1.136
	VOLUME	2012	2225	2115	1934	1830	1648	1752	1804	2090	1648	1492	1206	1310	1180	1219	2064	2515	2077	1388	1024	1232	1700	1908	2064	2290	2590	2790	2390	2265	2115	1804
	SALINITY	109	109	109	109	109	109	109	109	109	109	109	104	104	104	104	104	104	104	109	109	109	109	109	109	109	114	114	114	114	114	114
	AREA	0.277	0.284	0.28	0.275	0.272	0.266	0.269	0.271	0.28	0.266	0.261	0.252	0.256	0.252	0.253	0.279	0.293	0.279	0.258	0.247	0.253	0.268	0.274	0.279	0.286	0.296	0.302	0.289	0.285	0.28	0.271
40	STAGE	1.775	1.84	1.845	1.605	1.845	1.805	1.765	1.765	1.725	1.785	1.825	1.825	1.865	1.845	1.845	1.845	1.915	1.985	2.055	2.105	2.215	2.475	2.655	2.655	2.585	2.575	2.545	2.495	2.455	2.455	2.325
	VOLUME	5683	5955	5976	4971	5976	5809	5641	5641	5474	5725	5892	5892	6060	5976	5976	5976	6269	6562	7062	7460	8334	10400	11831	11831	11275	11195	10957	10559	10241	10241	9208
	SALINITY	135	135	135	135	135	135	135	135	135	135	135	120	120	120	120	120	120	120	120	120	120	120	120	120	120	125	125	125	125	125	125
	AREA	0.661	0.706	0.71	0.542	0.71	0.682	0.654	0.654	0.626	0.668	0.696	0.696	0.724	0.71	0.71	0.71	0.759	0.808	0.827	0.835	0.853	0.895	0.924	0.924	0.913	0.911	0.906	0.898	0.892	0.892	0.871
41	STAGE	1.775	1.84	1.845	1.605	1.845	1.805	1.765	1.765	1.725	1.785	1.825	1.825	1.865	1.845	1.845	1.845	1.915	1.985	2.055	2.105	2.215	2.475	2.655	2.655	2.585	2.575	2.545	2.495	2.455	2.455	2.325
	VOLUME	5780	6060	6082	5047	6082	5909	5737	5737	5564	5823	5995	5995	6168	6082	6082	6082	6383	6685	7224	7654	8602	10841	12392	12392	11789	11702	11444	11013	10669	10669	9549
	SALINITY	135	135	135	135	135	135	135	135	135	135	135	120	120	120	120	120	120	120	120	120	120	120	120	120	120	125	125	125	125	125	125
	AREA	0.69	0.743	0.748	0.55	0.748	0.715	0.682	0.682	0.649	0.698	0.731	0.731	0.764	0.748	0.748	0.748	0.805	0.863	0.885	0.894	0.914	0.961	0.994	0.994	0.981	0.979	0.974	0.965	0.975	0.975	0.934
42	STAGE	2.644	2.524	2.644	2.644	2.644	2.644	2.344	2.344	2.644	2.544	2.544	2.544	2.544	2.594	2.594	2.544	2.544	2.544	2.644	2.644	2.544	2.544	2.694	2.694	2.644	2.644	2.644	2.544	2.644	2.644	2.744
	VOLUME	23365	21387	23365	23365	23365	23365	18420	18420	23365	21717	21717	21717	21717	22541	22541	21717	21717	21717	23365	23365	21717	21717	24189	24189	23365	23365	23365	21717	23365	23365	25013
	SALINITY	244	244	244	244	244	244	244	244	244	244	244	250	250	250	250	250	250	250	260	260	260	260	260	260	260	260	260	260	260	260	260
	AREA	1.958	1.87	1.958	1.958	1.958	1.958	1.738	1.738	1.958	1.885	1.885	1.885	1.885	1.922	1.922	1.885	1.885	1.885	1.958	1.958	1.885	1.885	1.995	1.995	1.958	1.958	1.958	1.885	1.958	1.958	2.032
*	TOT.VOL	223939	229188	227221	217209	227394	225079	227465	233149	239754	238653	236681	242047	242326	242291	251293	248579	245059	243808	242797	237249	247855	261598	270476	272690	264766	277419	271272	264465	265394	266396	258421
*	TOT.AREA	20.252	20.686	20.636	20.268	20.503	20.407	20.315	20.586	20.72	20.577	20.485	20.325	20.564	20.696	21.081	20.816	20.509	20.488	20.596	20.462	20.919	21.497	21.728	21.722	21.59	21.888	21.616	21.257	21.297	21.567	21.175

* EXCLUDED ARE DAMS 24,31,40,41,42.

DAM DATA APRIL Stage in meters Volume in cubic meters Salinity in milligrams/liter Area in hectares

DAM NO.	DATE	1	2	3	4	5	6	7	8	9	10	11	12	13	14	15	16	17	18	19	20	21	22	23	24	25	26	27	28	29	30
	EVAP.	5.5	5.5	4.5	4.5	5.5	5	5.3	5	4.8	3.3	5	4.5	6.9	0.7	1.7	3.5	3.3	3.3	1.1	2.8	3	1.8	3	2.5	3.3	3	4.3	2.3	3.5	2.8
	RAIN.	0	0	0	0	0	0	0	0	0	0	0	0	2.9	31.4	0.5	0	0	0	35.8	0	0	23.1	0	0	0	0	0	0	0	0
	NETT EVA	5.5	5.5	4.5	4.5	5.5	5	5.3	5	4.8	3.3	5	4.5	4	-30.7	1.2	3.5	3.3	3.3	-34.7	2.8	3	-21.3	3	2.5	3.3	3	4.3	2.3	3.5	2.8
1	STAGE	2.783	2.913	3.063	3.173	3.328	3.488	3.543	3.523	3.453	3.393	3.313	3.253	3.223	3.133	2.703	2.193	1	1	1	1	1.693	1	1	2.393	*	*	*	*	*	*
	VOLUME	5514	6195	7006	7626	8501	9404	9689	9588	9207	8868	8417	8078	7909	7401	5096	2908	560	560	560	560	1468	560	560	3641						
	SALINITY	125	125	140	140	140	140	140	140	140	140	140	140	140	140	140	151	151	151	151	151	151	151	151	151	*	*	*	*	*	*
	AREA	0.486	0.521	0.561	0.59	0.63	0.672	0.687	0.682	0.663	0.647	0.626	0.611	0.603	0.58	0.464	0.344	0.095	0.095	0.095	0.095	0.237	0.237	0.237	0.386						
2	STAGE	2.197	2.172	2.162	2.142	2.032	2.142	2.152	2.172	2.252	2.332	2.377	2.432	2.482	2.452	2.522	2.563	2.527	2.622	2.647	2.662	2.602	2.572	2.542	2.512	*	*	*	*	*	*
	VOLUME	13849	13589	13485	13277	12133	13277	13381	13589	14432	15712	16432	17312	18112	17632	18752	19408	18832	20352	20752	20992	20032	19552	19072	18592						
	SALINITY	120	120	130	130	130	130	130	130	135	135	135	135	135	135	135	140	140	140	140	140	140	140	140	140	*	*	*	*	*	*
	AREA	1.172	1.169	1.168	1.166	1.154	1.166	1.167	1.169	1.178	1.185	1.189	1.194	1.198	1.196	1.202	1.206	1.202	1.211	1.213	1.214	1.209	1.21	1	1.201						
3	STAGE	1.559	1.219	0.989	1.199	1.489	1.444	1.069	1.089	1.279	1.149	0.889	1.209	1.479	1.619	1.409	1.089	1.089	1.074	1.069	1.104	1.099	1.089	1.089	1.079	*	*	*	*	*	*
	VOLUME	5198	3176	2265	3096	4760	4485	2576	2656	3477	2896	1945	3136	4699	5576	4271	2656	2656	2596	2576	2716	2696	2037	2037	2616						
	SALINITY	114	114	140	140	140	140	140	140	156	156	156	156	156	156	156	156	156	156	156	156	156	156	156	156	*	*	*	*	*	*
	AREA	0.597	0.54	0.482	0.535	0.591	0.583	0.502	0.507	0.553	0.523	0.458	0.538	0.589	0.601	0.577	0.507	0.507	0.504	0.502	0.511	0.51	0.56	0.56	0.505						
4	STAGE	2.493	2.743	2.893	2.473	2.373	2.833	2.513	2.583	2.413	2.613	2.793	2.773	2.738	2.513	2.383	3.243	3.163	3.083	3.023	3.008	2.943	2.903	2.853	2.813	*	*	*	*	*	*
	VOLUME	7343	8858	9815	7210	6544	9431	7469	7891	6811	8073	9175	9047	8878	7469	6611	12055	11543	11031	10647	10551	10135	9879	9559	9303						
	SALINITY	120	120	130	130	130	130	130	130	140	140	140	140	140	140	140	156	156	156	156	156	156	156	156	156	*	*	*	*	*	*
	AREA	0.582	0.611	0.625	0.579	0.562	0.62	0.585	0.593	0.569	0.596	0.616	0.614	0.611	0.585	0.564	0.663	0.654	0.645	0.638	0.636	0.63	0.626	0.621	0.618						
5	STAGE	1.092	1.019	1.419	1.369	1.759	1.324	1.319	1.039	1.389	1.159	1.204	1.119	1.489	1.399	1.409	1.359	1.299	1.429	1.419	1.469	1.479	1.469	1.469	1.459	*	*	*	*	*	*
	VOLUME	1167	1034	1868	1745	1696	1635	1622	1071	1794	1288	1370	1216	2040	1819	1844	1721	1573	1892	1868	1991	2015	1991	1991	1966						
	SALINITY	114	114	140	140	140	140	140	140	151	151	151	151	151	151	151	130	130	130	130	130	130	130	130	130	*	*	*	*	*	*
	AREA	0.245	0.22	0.344	0.331	0.326	0.319	0.318	0.227	0.336	0.268	0.284	0.254	0.362	0.339	0.341	0.328	0.313	0.347	0.344	0.357	0.36	0.357	0.357	0.354						
6	STAGE	2.048	1.978	1.938	1.868	1.838	1.828	1.848	1.898	1.978	1.968	1.948	1.978	2.008	2.028	2.118	2.178	2.218	2.243	2.268	2.288	2.268	2.268	2.268	2.358	*	*	*	*	*	*
	VOLUME	11890	11215	10879	10291	10039	9955	10123	10543	11215	11131	10963	11215	11482	11686	12604	13216	13624	13879	14149	14370	14149	14149	14149	15144						
	SALINITY	114	114	120	120	120	120	120	120	135	135	135	135	135	135	135	130	130	130	130	130	130	130	130	130	*	*	*	*	*	*
	AREA	0.953	0.944	0.937	0.924	0.919	0.917	0.921	0.93	0.944	0.942	0.939	0.944	0.949	0.951	0.961	0.967	0.972	0.974	0.979	0.983	0.979	0.979	0.979	0.998						
7	STAGE	3.031	2.961	2.931	2.861	2.836	2.871	2.851	2.941	2.991	3.001	3.006	3.081	3.086	3.101	3.161	3.171	3.211	3.241	3.251	3.251	3.251	3.21	3.251	3.251	*	*	*	*	*	*
	VOLUME	11988	11550	11358	10910	10750	10974	10846	11422	11742	11806	11836	12290	12320	12411	12774	12835	13077	13259	13321	13321	13321	13313	13313	13313						
	SALINITY	109	109	125	125	125	125	125	125	135	135	135	135	135	135	135	146	146	146	146	146	146	146	146	146	*	*	*	*	*	*
	AREA	0.671	0.663	0.659	0.65	0.646	0.651	0.648	0.66	0.667	0.668	0.669	0.675	0.676	0.677	0.682	0.683	0.687	0.689	0.69	0.69	0.69	0.69	0.69	0.69						
8	STAGE	*	*	*	*	*	*	*	*	*	*	*	*	*	*	*	*	*	*	*	*	*	*	*	*	*	*	*	*	*	*
	VOLUME																														
	SALINITY	*	*	*	*	*	*	*	*	*	*	*	*	*	*	*	*	*	*	*	*	*	*	*	*	*	*	*	*	*	*
	AREA																														
9	STAGE	1.172	1.057	0.682	1.117	1.367	1.352	1.337	1.157	1.337	1.277	1.147	0.857	1.187	1.417	1.357	1.347	1.337	1.322	1.312	1.382	1.367	1.357	1.297	1.217	*	*	*	*	*	*
	VOLUME	2064	1760	853	1919	2565	2527	2489	2024	2489	2341	1998	1248	2104	2691	2540	2514	2489	2451	2426	2603	2565	2540	2388	2183						
	SALINITY	120	120	140	140	140	140	140	140	146	146	146	146	146	146	146	156	156	156	156	156	156	156	156	156	*	*	*	*	*	*
	AREA	0.283	0.266	0.217	0.275	0.312	0.31	0.307	0.281	0.307	0.298	0.279	0.239	0.285	0.319	0.31	0.309	0.307	0.305	0.303	0.314	0.312	0.31	0.301	0.289						
10	STAGE	1.84	1.82	1.84	1.84	1.84	1.84	1.85	1.85	1.85	1.85	1.85	1.85	1.875	1.9	1.94	1.94	1.95	1.95	1.96	2.03	2.17	2.1	2.21	2.045	*	*	*	*	*	*
	VOLUME	5771	5655	5771	5771	5771	5771	5829	5829	5829	5829	5829	5829	5974	6119	6352	6352	6410	6410	6468	6904	7856	7380	8128	7006						
	SALINITY	109	109	130	130	130	130	130	130	135	135	135	135	135	135	135	140	140	140	140	140	140	140	140	140	*	*	*	*	*	*
	AREA	0.628	0.624	0.628	0.628	0.628	0.628	0.63	0.63	0.63	0.63	0.63	0.63	0.635	0.64	0.648	0.648	0.65	0.65	0.652	0.663	0.678	0.67	0.682	0.665						
11	STAGE	0.57	0.58	0.57	0.575	0.58	0.58	0.59	0.59	0.59	0.59	0.59	0.59	0.62	0.64	0.67	0.68	0.685	0.69	0.595	0.77	0.47	0.84	0.55	0.38	*	*	*	*	*	*
	VOLUME	144	148	144	146	148	148	153	153	153	153	153	153	168	177	192	196	199	201	157	244	102	291	134	76						
	SALINITY	109	109	120	120	120	120	120	120	203	203	203	203	203	203	203	208	208	208	208	208	208	208	208	208	*	*	*	*	*	*
	AREA	0.053	0.054	0.053	0.053	0.054	0.054	0.054	0.054	0.054	0.054	0.054	0.054	0.055	0.055	0.056	0.057	0.057	0.057	0.054	0.059	0.05	0.06	0.053	0.047						
12	STAGE	6.3	7.11	6.24	6.21	6.185	6.15	6.06	6.08	6.52	6.87	5.99	5.96	6.055	5.94	5.95	5.94	5.94	5.92	5.92	5.98	6	6.06	6.07	6.17	*	*	*	*	*	*
	VOLUME	69950	68790	68210	67340	66615	65600	62990	63570	62990	61830	60960	60090	62845	59510	59800	59510	59510	58930	58930	60670	61250	62990	63280	66180						
	SALINITY	151	151	156	156	156	156	156	156	161	161	161	161	161	161	161	161	161	161	161	161	161	161	161	161	*	*	*	*	*	*
	AREA	3.176	3.128	3.105	3.069	3.039	2.998	2.891	2.915	2.891	2.844	2.811	2.785	2.885	2.768	2.777	2.768	2.768	2.751	2.751	2.803	2.82	2.891	2.903	3.022						

DAM DATA APRIL Stage in meters Volume in cubic meters Salinity in milligrams/liter Area in hectares

DATE	1	2	3	4	5	6	7	8	9	10	11	12	13	14	15	16	17	18	19	20	21	22	23	24	25	26	27	28	29	30
13 STAGE	2.09	2.19	2.12	2.08	2.05	2.21	2.11	2.18	2.11	2.05	2.19	2.09	2.17	2.12	2.12	2.09	2.065	2.04	2.115	2.045	2.02	2.02	2.13	2.09	*	*	*	*	*	*
VOLUME	1539	1627	1566	1530	1504	1645	1557	1618	1557	1504	1627	1539	1610	1566	1566	1539	1517	1495	1561	1500	1476	1478	1574	1539						
SALINITY	109	109	130	130	130	130	130	130	135	135	135	135	135	135	135	151	151	151	151	151	151	151	151	151	*	*	*	*	*	*
AREA	0.154	0.158	0.155	0.153	0.152	0.158	0.154	0.157	0.154	0.152	0.158	0.154	0.157	0.155	0.155	0.154	0.153	0.152	0.155	0.152	0.151	0.151	0.155	0.154						
14 STAGE	3.354	3.444	3.344	3.234	3.224	3.184	3.144	3.094	2.944	3.084	3.409	3.394	3.304	3.084	3.104	3.024	2.724	2.694	2.684	2.769	2.764	2.754	2.764	2.704	*	*	*	*	*	*
VOLUME	3680	3852	3660	3449	3430	3353	3276	3180	2891	3161	3785	3756	3584	3161	3200	3046	2465	2406	2387	2552	2542	2523	2542	2425						
SALINITY	109	109	130	130	130	130	130	130	140	140	140	140	140	140	140	151	151	151	151	151	151	151	151	151	*	*	*	*	*	*
AREA	0.221	0.227	0.22	0.212	0.212	0.209	0.206	0.203	0.192	0.202	0.225	0.224	0.217	0.202	0.203	0.198	0.178	0.176	0.176	0.181	0.181	0.18	0.181	0.177						
15 STAGE	2.23	2.23	2.13	2.13	2.13	2.23	2.23	2.13	2.13	2.23	2.505	2.89	2.925	2.91	2.925	2.92	2.94	2.995	2.945	2.99	2.98	2.99	2.99	2.97	*	*	*	*	*	*
VOLUME	1507	1507	1417	1417	1417	1507	1507	1417	1417	1507	1755	2101	2133	2119	2133	2128	2146	2196	2151	2191	2182	2632	2632	2596						
SALINITY	161	161	198	198	198	198	198	198	187	187	187	187	187	187	187	182	182	182	182	182	182	182	182	182	*	*	*	*	*	*
AREA	0.157	0.157	0.152	0.152	0.152	0.157	0.157	0.152	0.152	0.157	0.17	0.189	0.19	0.19	0.19	0.19	0.191	0.194	0.191	0.194	0.193	0.217	0.217	0.215						
16 STAGE	1.39	1.33	1.51	1.34	1.22	1.47	1.27	1.45	1.31	1.425	1.12	1.41	1.32	1.15	1.32	1.31	1.31	1.3	1.295	1.335	1.33	1.72	1.69	1.55	*	*	*	*	*	*
VOLUME	3781	3532	4278	3573	3076	4113	3283	4030	3449	3926	2661	3861	3490	2785	3490	3449	3449	3407	3387	3553	3532	5150	5025	4444						
SALINITY	114	114	140	140	140	140	140	140	146	146	146	146	146	146	146	146	146	146	146	146	146	146	146	146	*	*	*	*	*	*
AREA	0.451	0.446	0.461	0.447	0.438	0.458	0.442	0.456	0.445	0.454	0.43	0.453	0.446	0.432	0.446	0.445	0.445	0.444	0.444	0.447	0.446	0.478	0.475	0.464						
17 STAGE	3.42	3.79	3.49	3.825	3.585	3.275	2.89	3.39	3.11	3.79	3.23	3.01	3.42	2.83	3.91	3.33	2.21	3.305	3.3	4.395	3.32	3.31	3.31	3.19	*	*	*	*	*	*
VOLUME	3165	3899	3283	3971	3476	2921	2301	3115	2642	3899	2845	2474	3165	2217	4147	3013	2980	2971	2963	3047	2997	2980	2980	2777						
SALINITY	109	109	130	130	130	130	130	130	140	140	140	140	140	140	140	146	146	146	146	146	146	146	146	146	*	*	*	*	*	*
AREA	0.204	0.225	0.207	0.228	0.213	0.195	0.174	0.202	0.186	0.225	0.193	0.181	0.204	0.17	0.233	0.198	0.197	0.197	0.197	0.2	0.198	0.227	0.227	0.191						
18 STAGE	4.02	3.855	3.825	3.6	3.485	3.375	3.252	3.122	2.992	2.827	2.697	2.587	2.487	2.442	2.482	2.487	2.492	2.592	3.665	2.577	2.622	2.642	2.662	2.672	*	*	*	*	*	*
VOLUME	17487	10831	10667	9535	8806	8218	7558	6861	6175	5513	4991	4549	4164	4039	4150	4164	4178	4569	4178	4509	4690	4770	4850	4890						
SALINITY	120	120	114	114	114	114	114	114	120	120	120	120	120	120	120	120	120	120	120	120	120	120	120	120	*	*	*	*	*	*
AREA	0.662	0.54	0.537	0.509	0.496	0.486	0.475	0.464	0.452	0.438	0.428	0.418	0.409	0.402	0.408	0.409	0.41	0.419	0.41	0.417	0.421	0.423	0.425	0.425						
19 STAGE	2.038	1.53	1.988	1.728	2.913	1.733	1.703	1.723	1.403	1.903	1.543	1.383	1.303	2.098	2.328	2.328	2.328	2.328	2.328	2.378	2.388	2.393	2.408	2.408	*	*	*	*	*	*
VOLUME	2482	2104	2374	1816	2180	1826	1766	1806	1196	2190	1444	1162	1027	2613	3107	3107	3107	3107	3107	3214	3235	3246	3278	3278						
SALINITY	114	114	130	130	130	130	130	130	140	140	140	140	140	140	140	151	151	151	151	151	151	151	151	151	*	*	*	*	*	*
AREA	0.214	0.202	0.21	0.192	0.204	0.193	0.191	0.192	0.168	0.204	0.179	0.167	0.16	0.218	0.236	0.236	0.236	0.236	0.236	0.24	0.241	0.241	0.243	0.243						
20 STAGE	2.82	2.78	2.74	2.6	2.6	2.8	2.56	2.65	2.62	2.6	2.46	2.54	2.46	2.44	2.54	2.48	2.48	2.485	2.58	2.55	2.55	2.56	2.56	2.45	*	*	*	*	*	*
VOLUME	4115	3976	3837	3350	3350	4045	3211	3524	3420	3350	2850	3142	2850	2773	3142	2926	2926	2946	3281	3177	3177	3211	3211	2812						
SALINITY	156	156	208	208	208	208	208	208	218	218	218	218	218	218	218	265	265	265	265	265	265	265	265	265	*	*	*	*	*	*
AREA	0.415	0.407	0.4	0.372	0.372	0.411	0.365	0.382	0.376	0.372	0.346	0.361	0.346	0.343	0.361	0.35	0.35	0.351	0.369	0.363	0.363	0.365	0.365	0.345						
21 STAGE	2.173	2.033	1.993	1.918	1.948	2.023	1.993	1.753	1.853	1.623	1.613	1.813	1.703	1.633	1.668	1.653	1.653	1.633	1.628	1.673	1.653	1.643	1.653	2.103	*	*	*	*	*	*
VOLUME	7161	6181	5909	5474	5648	6111	5909	4517	5097	3890	3842	4865	4274	3938	4106	4034	4034	3938	3914	4130	4034	3986	5097	6671						
SALINITY	114	114	130	130	130	130	130	130	146	146	146	146	146	146	146	151	151	151	151	151	151	151	151	151	*	*	*	*	*	*
AREA	0.697	0.683	0.679	0.665	0.67	0.682	0.679	0.634	0.652	0.607	0.605	0.645	0.623	0.609	0.616	0.613	0.613	0.609	0.608	0.617	0.613	0.611	0.652	0.69						
22 STAGE	1.53	1.45	2.06	1.65	1.765	1.77	1.75	1.65	1.61	1.59	1.53	1.51	1.56	1.55	1.57	1.635	1.785	1.94	1.915	1.935	1.91	1.99	2.02	2.04	*	*	*	*	*	*
VOLUME	4759	4414	4712	5327	5875	5900	5800	5327	51387	5043	4759	4664	4901	4854	4948	5256	5975	6750	6625	6725	6600	7000	7150	7202						
SALINITY	114	114	135	135	135	135	135	135	146	146	146	146	146	146	146	161	161	161	161	161	161	161	161	161	*	*	*	*	*	*
AREA	0.575	0.561	0.573	0.596	0.616	0.618	0.613	0.596	0.589	0.585	0.575	0.572	0.58	0.579	0.582	0.593	0.621	0.656	0.651	0.655	0.649	0.668	0.675	0.675						
23 STAGE	1.575	1.545	1.455	1.375	1.215	1.175	1.155	1.245	1.285	1.315	1.525	1.735	1.785	1.735	1.76	1.755	1.76	1.755	1.76	1.85	1.905	1.945	1.995	2.015	*	*	*	*	*	*
VOLUME	3996	3841	3458	3192	2677	2565	2509	2761	2892	2992	3737	4822	4558	4822	4474	4458	4474	4458	4474	4774	4957	5914	6174	6323						
SALINITY	120	120	120	120	120	120	120	120	140	140	140	140	140	140	140	151	151	151	151	151	151	151	151	151	*	*	*	*	*	*
AREA	0.581	0.574	0.549	0.524	0.472	0.458	0.451	0.482	0.495	0.505	0.569	0.619	0.653	0.619	0.645	0.644	0.645	0.644	0.645	0.674	0.691	0.666	0.677	0.679						
24 STAGE	1.59	1.57	1.43	1.35	1.32	1.67	1.73	1.53	1.17	1.43	1.13	1.32	1.62	1.76	1.6	1.6	1.6	1.595	1.595	1.63	1.63	1.67	1.94	1.97	*	*	*	*	*	*
VOLUME	1723	1680	1403	1259	1204	1894	2022	1594	933	1403	860	1204	1787	2086	1744	1744	1744	1733	1733	1808	1808	1894	2472	2536						
SALINITY	114	114	198	198	198	198	198	198	182	182	182	182	182	182	182	198	198	198	198	198	198	198	198	198	*	*	*	*	*	*
AREA	0.232	0.231	0.219	0.21	0.206	0.235	0.237	0.229	0.188	0.219	0.183	0.206	0.233	0.238	0.232	0.232	0.232	0.232	0.232	0.233	0.233	0.235	0.246	0.247						
25 STAGE	1.559	2.329	2.269	2.294	1.439	1.544	1.669	1.849	1.989	2.109	2.239	2.279	2.269	2.249	2.209	2.169	2.124	2.084	2.049	2.069	2.039	1.929	1.999	1.969	*	*	*	*	*	*
VOLUME	3422	6857	6588	6700	2966	3356	3911	4712	5334	5871	6454	6633	6588	6499	6319	6140	5939	5759	5603	5692	5558	5067	5379	5245						
SALINITY	114	114	135	135	135	135	135	135	140	140	140	140	140	140	140	146	146	146	146	146	146	146	146	146	*	*	*	*	*	*
AREA	0.411	0.474	0.469	0.471	0.397	0.41	0.42	0.434	0.445	0.455	0.466	0.469	0.469	0.467	0.464	0.46	0.456	0.453	0.45	0.452	0.449	0.44	0.446	0.444						

DAM DATA APRIL Stage in meters Volume in cubic meters Salinity in milligrams/liter Area in hectares

DATE	1	2	3	4	5	6	7	8	9	10	11	12	13	14	15	16	17	18	19	20	21	22	23	24	25	26	27	28	29	30
26 STAGE	1.403	1.323	1.253	1.193	1.233	1.188	1.083	1.063	1.103	1.043	1.043	1.083	1.053	1.103	1.243	1.363	1.483	1.558	1.668	1.823	1.913	1.993	2.063	2.013	*	*	*	*	*	*
VOLUME	4120	3751	3428	3151	3336	3128	2643	2551	2735	2458	2458	2643	2505	2735	3382	3936	4490	4971	5735	6811	7436	7547	8474	8130						
SALINITY	114	114	130	130	130	130	130	130	140	140	140	140	140	140	140	161	161	161	161	161	161	161	161	161	*	*	*	*	*	*
AREA	0.589	0.567	0.547	0.53	0.541	0.528	0.499	0.493	0.504	0.487	0.487	0.499	0.49	0.504	0.544	0.578	0.612	0.626	0.643	0.666	0.68	0.682	0.701	0.695						
27 STAGE	1.326	1.346	1.406	1.466	1.601	1.646	1.656	1.461	1.206	0.901	0.831	0.831	0.951	0.811	0.871	0.781	0.871	1.056	1.206	1.281	1.266	1.246	1.306	1.406	*	*	*	*	*	*
VOLUME	2547	2792	2914	3075	3693	3850	3867	3149	2521	2008	1241	1226	1557	1324	1630	1174	1259	1753	2263	2683	2732	2417	2598	2993						
SALINITY	112	112	133	133	133	133	133	133	138	138	138	138	138	138	138	159	159	159	159	159	159	159	159	159	*	*	*	*	*	*
AREA	0.346	0.352	0.355	0.359	0.375	0.379	0.38	0.362	0.346	0.328	0.277	0.275	0.318	0.292	0.316	0.271	0.276	0.327	0.339	0.35	0.351	0.343	0.347	0.357						
28 STAGE	1.33	1.39	1.45	1.55	1.63	2.106	1.62	1.57	1.53	1.49	1.46	1.45	1.41	1.39	1.39	1.37	1.25	1.33	1.315	1.34	1.32	1.33	1.44	1.56	*	*	*	*	*	*
VOLUME	6539	7037	7535	8408	9142	9508	9050	8592	8225	7867	7618	7535	7203	7037	7037	6871	5875	6539	6415	6622	6456	6539	7452	8500						
SALINITY	114	114	130	130	130	130	130	130	146	146	146	146	146	146	146	135	135	135	135	135	135	135	135	135	*	*	*	*	*	*
AREA	0.856	0.865	0.873	0.884	0.89	0.894	0.89	0.886	0.882	0.679	0.874	0.873	0.867	0.865	0.865	0.862	0.845	0.856	0.854	0.858	0.855	0.856	0.872	0.885						
29 STAGE	1.74	1.86	1.83	1.665	1.62	1.71	1.79	1.83	1.9	2	2.035	2.046	2.04	2.04	2.06	2.06	2.06	2.07	2.08	2.12	2.02	2.14	2.04	2.08	*	*	*	*	*	*
VOLUME	4382	4898	4769	4060	3866	4253	4597	4769	5070	5500	5697	5759	5725	5725	5838	5838	5838	5894	5951	6176	5613	6289	5725	5951						
SALINITY	114	114	130	130	130	130	130	130	146	146	146	146	146	146	146	140	140	140	140	140	140	140	140	140	*	*	*	*	*	*
AREA	0.469	0.483	0.48	0.46	0.454	0.465	0.475	0.48	0.488	0.5	0.503	0.504	0.503	0.503	0.505	0.505	0.505	0.506	0.506	0.51	0.502	0.511	0.503	0.506						
30 STAGE	2.607	2.387	2.227	2.267	2.247	2.287	2.267	2.267	2.267	2.267	2.287	2.447	2.547	2.587	2.707	2.787	2.877	2.957	3.027	3.117	3.207	3.257	3.307	3.357	*	*	*	*	*	*
VOLUME	36311	31559	28103	28967	28535	29399	28967	28967	28967	28967	29399	32855	35015	35879	38471	40199	42143	43871	45864	49410	52956	54926	51431	58866						
SALINITY	114	114	130	130	130	130	130	130	146	146	146	146	146	146	146	151	151	151	151	151	151	151	151	151	*	*	*	*	*	*
AREA	3.075	2.798	2.596	2.646	2.621	2.672	2.646	2.646	2.646	2.646	2.672	2.873	2.999	3.05	3.201	3.302	3.415	3.516	3.602	3.708	3.814	3.873	3.957	3.991						
31 STAGE	1.539	1.429	1.459	1.559	1.669	1.704	1.669	1.589	1.529	1.529	1.449	1.529	1.569	1.489	1.469	1.539	1.609	1.579	1.739	1.849	1.909	1.959	1.949	2.059	*	*	*	*	*	*
VOLUME	15316	13721	14156	15606	17201	17708	17201	16041	15171	15171	14011	15171	15751	14591	14301	15316	16331	15896	18216	19811	20681	21406	21261	23310						
SALINITY	198	198	276	276	276	276	276	276	348	348	348	348	348	348	348	354	354	354	354	354	354	354	354	354	*	*	*	*	*	*
AREA	1.383	1.149	1.213	1.425	1.658	1.732	1.658	1.489	1.361	1.361	1.192	1.361	1.446	1.277	1.234	1.383	1.531	1.467	1.807	2.04	2.167	2.273	2.252	2.432						
32 STAGE	1.42	1.34	1.45	1.54	1.66	1.875	2.44	2.2	1.6	1.64	1.24	1.34	1.89	2.12	1.9	1.92	1.48	1.51	1.51	1.51	1.95	1.87	1.99	2.11	*	*	*	*	*	*
VOLUME	1948	1767	2015	2224	2511	3026	3325	2750	2367	2463	1541	1767	3062	3740	3086	3133	2083	2152	2152	2152	3205	3014	3301	3706						
SALINITY	114	114	140	140	140	140	140	140	172	172	172	172	172	172	172	156	156	156	156	156	156	156	156	156	*	*	*	*	*	*
AREA	0.267	0.26	0.27	0.276	0.28	0.288	0.293	0.284	0.278	0.279	0.251	0.26	0.289	0.297	0.289	0.29	0.272	0.274	0.274	0.274	0.291	0.288	0.293	0.297						
33 STAGE	1.57	1.62	1.71	1.815	1.72	1.625	2	2.06	1.85	1.83	1.56	1.91	1.86	1.92	2.74	2.16	2.2	2.16	2.08	2.2	2.06	2.06	2.24	2.26	*	*	*	*	*	*
VOLUME	986	1062	1199	1359	1214	1070	1640	1731	1412	1382	971	1503	1427	1518	2005	1883	1944	1883	1762	1944	1731	1731	2005	2035						
SALINITY	114	114	140	140	140	140	140	140	151	151	151	151	151	151	151	156	156	156	156	156	156	156	156	156	*	*	*	*	*	*
AREA	0.129	0.132	0.138	0.144	0.138	0.133	0.155	0.156	0.146	0.145	0.129	0.15	0.147	0.15	0.161	0.159	0.16	0.159	0.157	0.16	0.156	0.156	0.161	0.161						
34 STAGE	1.38	1.42	1.5	1.67	1.605	1.54	1.63	1.76	1.58	1.4	1.55	1.43	1.4	1.47	1.46	1.46	1.45	1.44	1.435	1.47	1.46	1.63	1.61	1.64	*	*	*	*	*	*
VOLUME	2819	2947	3205	3752	3543	3334	3624	4042	3463	2883	3366	2980	2883	3108	3076	3076	3044	3012	2996	3108	3076	3624	3559	3656						
SALINITY	114	114	146	146	146	146	146	146	146	146	146	146	146	146	146	182	182	182	182	182	182	182	182	182	*	*	*	*	*	*
AREA	0.401	0.409	0.426	0.462	0.448	0.434	0.454	0.481	0.443	0.405	0.437	0.411	0.405	0.42	0.418	0.418	0.415	0.413	0.412	0.42	0.418	0.454	0.449	0.456						
35 STAGE	1.8	1.7	1.66	1.58	1.685	1.75	2.175	1.59	1.68	1.64	1.44	1.695	1.68	1.54	1.695	1.755	1.8	1.84	1.88	1.95	2.15	1.85	1.94	1.94	*	*	*	*	*	*
VOLUME	2973	2709	2604	2393	2670	2841	2801	2419	2656	2551	2055	2696	2656	2287	2696	2854	2973	3078	3184	3368	4212	3105	3342	3342						
SALINITY	114	114	130	130	130	130	130	130	146	146	146	146	146	146	146	151	151	151	151	151	151	151	151	151	*	*	*	*	*	*
AREA	0.338	0.319	0.311	0.294	0.316	0.329	0.326	0.296	0.315	0.307	0.275	0.318	0.315	0.286	0.318	0.33	0.339	0.347	0.356	0.37	0.391	0.349	0.368	0.368						
36 STAGE	1.37	1.28	1.17	1.08	0.99	1.255	1.12	0.91	0.92	0.9	0.56	0.53	0.71	0.7	1.045	1.31	1.57	1.805	1.91	1.96	1.85	1.83	1.82	1.815	*	*	*	*	*	*
VOLUME	1560	1393	1190	1023	864	1347	1097	777	788	766	396	364	559	549	958	1449	1930	2456	2682	2789	2553	2510	2488	2477						
SALINITY	114	114	140	140	140	140	140	140	146	146	146	146	146	146	146	161	161	161	161	161	161	161	161	161	*	*	*	*	*	*
AREA	0.212	0.207	0.2	0.195	0.188	0.205	0.197	0.174	0.176	0.172	0.111	0.105	0.138	0.136	0.193	0.209	0.224	0.238	0.245	0.248	0.241	0.24	0.239	0.239						
37 STAGE	1.605	1.465	1.315	1.435	1.555	1.4	1.315	1.695	1.485	1.285	1.435	1.54	1.065	1.525	1.481	1.375	1.305	1.655	1.535	1.525	1.425	1.325	1.505	1.665	*	*	*	*	*	*
VOLUME	140	232	208	227	246	222	208	268	235	204	227	244	169	241	234	218	207	262	243	241	226	210	238	253						
SALINITY	114	114	125	125	125	125	125	125	140	140	140	140	140	140	140	151	151	151	151	151	151	151	151	151	*	*	*	*	*	*
AREA	0.016	0.016	0.016	0.016	0.016	0.016	0.016	0.016	0.016	0.016	0.016	0.016	0.016	0.016	0.016	0.016	0.016	0.016	0.016	0.016	0.016	0.016	0.016	0.016						
38 STAGE	1.111	1.181	1.211	1.361	1.291	1.276	1.211	1.131	1.161	1.121	1.161	1.241	1.301	1.101	1.401	1.381	1.381	1.341	1.311	1.341	1.311	1.241	1.166	1.221	*	*	*	*	*	*
VOLUME	3003	3446	3636	4586	4143	4048	3636	3129	3319	3066	3319	3826	4206	2940	4839	4712	4712	4459	4269	4459	4269	3826	3351	6511						
SALINITY	109	109	140	140	140	140	140	140	166	166	166	166	166	166	166	146	146	146	146	146	146	146	146	146	*	*	*	*	*	*
AREA	0.564	0.592	0.604	0.664	0.636	0.63	0.64	0.572	0.584	0.568	0.584	0.616	0.64	0.56	0.68	0.672	0.672	0.656	0.644	0.656	0.644	0.616	0.586	0.786						

DAM DATA APRIL Stage in meters Volume in cubic meters Salinity in milligrams/liter Area in hectares

DATE	1	2	3	4	5	6	7	8	9	10	11	12	13	14	15	16	17	18	19	20	21	22	23	24	25	26	27	28	29	30
39 STAGE	1.106	0.996	0.936	0.821	0.896	0.956	0.846	0.736	0.696	0.776	0.816	0.836	0.916	1.016	1.216	1.376	1.536	1.546	1.526	1.541	1.516	1.511	1.506	1.546	*	*	*	*	*	*
VOLUME	1726	1440	1284	985	1180	1336	1050	776	709	868	972	1024	1232	1492	2012	2415	2815	2840	2790	2828	2765	2753	2740	2840						
SALINITY	114	114	140	140	140	140	140	140	177	177	177	177	177	177	177	166	166	166	166	166	166	166	166	166	*	*	*	*	*	*
AREA	0.268	0.26	0.255	0.246	0.252	0.256	0.248	0.236	0.223	0.242	0.245	0.247	0.253	0.261	0.277	0.29	0.303	0.304	0.302	0.303	0.301	0.301	0.3	0.304						
40 STAGE	2.325	2.285	2.245	2.175	2.105	2.145	1.935	1.845	1.805	1.765	1.805	1.855	1.885	2.005	2.035	2.025	2.065	2.095	2.13	2.215	2.255	2.295	2.355	2.425	*	*	*	*	*	*
VOLUME	9208	8890	8572	8016	7460	7777	6353	5976	5809	5641	5809	6018	6143	6665	6903	6824	7142	7380	7658	8334	8652	8970	9447	10003						
SALINITY	125	125	135	135	135	135	135	135	135	135	135	135	135	135	135	421	421	421	421	421	421	421	421	421	*	*	*	*	*	*
AREA	0.871	0.864	0.858	0.846	0.835	0.841	0.773	0.71	0.683	0.654	0.682	0.717	0.738	0.819	0.824	0.822	0.829	0.833	0.839	0.853	0.859	0.866	0.876	0.887						
41 STAGE	2.325	2.285	2.245	2.175	2.105	2.145	1.935	1.845	1.805	1.765	1.805	1.855	1.885	2.005	2.035	2.025	2.065	2.095	2.13	2.215	2.255	2.295	2.355	2.425	*	*	*	*	*	*
VOLUME	9549	9205	8860	8257	7654	7999	6470	6082	5909	5737	5909	6125	6254	6793	7051	6965	7310	7568	7870	8602	8946	9291	9808	10411						
SALINITY	125	125	135	135	135	135	135	135	135	135	135	135	135	135	135	421	421	421	421	421	421	421	421	421	*	*	*	*	*	*
AREA	0.934	0.927	0.919	0.907	0.894	0.901	0.822	0.748	0.715	0.682	0.715	0.756	0.78	0.876	0.881	0.88	0.887	0.892	0.899	0.914	0.921	0.928	0.939	0.952						
42 STAGE	2.644	2.644	2.644	2.644	2.644	2.644	2.644	2.644	2.644	2.644	2.444	2.444	2.644	2.444	2.444	2.544	2.544	2.544	2.544	2.644	2.694	2.694	2.724	2.694	*	*	*	*	*	*
VOLUME	23365	23365	23365	23365	23365	23365	23365	23365	23365	23365	20068	20068	23365	20068	20068	21717	21717	21717	21717	23365	24189	24189	24684	24189						
SALINITY	260	260	270	270	270	270	270	270	286	286	286	286	286	286	286	296	296	296	296	296	296	296	296	296	*	*	*	*	*	*
AREA	1.958	1.958	1.958	1.958	1.958	1.958	1.958	1.958	1.958	1.958	1.811	1.811	1.958	1.811	1.811	1.885	1.885	1.885	1.885	1.958	1.995	1.995	2.017	1.995						
* TOT.VOL	259078	247857	243478	240651	236359	243103	232935	232374	277696	231293	227547	235837	244012	238712	247796	251256	250893	256581	259639	270425	274594	278116	277906	295776	0	0	0	0	0	0
* TOT.AREA	21.118	20.654	20.462	20.497	20.41	20.582	20.256	20.084	20.145	19.985	19.76	20.137	20.682	20.437	20.904	20.872	20.761	20.997	21.103	21.456	21.731	21.942	21.913	22.538	0	0	0	0	0	0

* EXCLUDED ARE DAMS 24,31,40,41,42.

IRRISS : CONFIGURING THE IRRIGATION SCHEME AS A MODELLING UNIT

****

Irrigation scheme name : ROBERTSON
Irrigation scheme code : ROB
Configuration code : 005

1. Irrigation scheme characteristics :

Total area = 1063.8 hectare
Number of different water supply sources = 2
Average rainfall salinity = 0 mg/l TDS

2. Irrigation water management :

Crop name	Area	% Irrig. water source: Canal	River	Addit.	Irrigation cycle: Days on	Days off
Vines	694.7	96.1	3.9	0	5	2
Pasture	156.6	77.4	22.6	0	5	2
Maize	47.4	45.6	54.4	0	1	4
Deciduous fruit	135.1	83.2	16.8	0	5	2
Tomatoes	30.1	100	0	0	5	2

3. Irrigation application techniques :

Crop name	% Irrig. application techniques and nozzle densities: C.Pivot	Spray	Flood	Drip	No/Ha	Micro	No/Ha
Vines	0	19.44	.84	67.87	4098	11.85	3415
Pasture	5.06	89.33	5.61	0	0	0	0
Maize	54.43	45.57	0	0	0	0	0
Deciduous fruit	0	6.07	18.88	65.06	3636	9.99	806
Tomatoes	0	1.99	0	98.01	8333	0	0

4. Soil classification and gypsum applications :

Water source	Soil class	Soil depth (cm)	Gypsum application: Area (Ha)	Rate (T/Ha)
Canal	Sandy clay loam	90	475.5	1.5
River	Sandy clay	90	56	1.5

5. Canals specifications :

Length = 12.85 km
Average width = 2.613 m
Flow to wetted perimeter ratio = 1: 3.656 m^3/s : m
Transmission losses = 3.13 l/s/m^2 of canal lining

6. Farm dam specifications :

Total capacity = .553305 mill. cu. meters
Seepage loss rate = .5977 % previous days storage
Capacity to surface area ratio = 1: 50.117 mill. cu. meters : Ha

IRRISS : INPUT DATABASE MANAGEMENT ROUTINE
****

KEY : CVOL = Volumes diverted from water source 1 to the canal.
FDIV = Volumes diverted into farm dam storage.
DAPP = Volumes applied directly to the crops.
CREJ = Volumes rejected from the canal to the river.
CTDS = Total dissolved salt conc. of water source 1.

DAY	DATE	CVOL	FDIV	DAPP	CREJ	CTDS
1	160986	100476	19120	0	16937	110
2	170986	101321	25731	0	14218	100
3	180986	103017	27621	0	14455	59
4	190986	100476	25093	0	7731	71
5	200986	112799	25591	0	7769	95
6	210986	109862	25753	0	14234	125
7	220986	97444	14521	0	21967	129
8	230986	101830	24401	0	7193	140
9	240986	93933	20635	0	10104	136
10	250986	93268	23158	0	6896	133
11	260986	95434	16948	0	15316	141
12	270986	95936	10389	0	23318	148
13	280986	97108	13657	0	22184	163
14	290986	87329	20551	0	20323	160
15	300986	91278	23404	0	19312	168
16	11086	88805	35620	0	9196	172
17	21086	91278	34746	0	9667	178
18	31086	94600	26371	0	10724	181
19	41086	99463	26248	0	12252	192
20	51086	103187	34741	0	18511	200
21	61086	97108	16991	2938	24761	212
22	710986	102338	9608	2851	20799	213
23	81086	103187	15982	3542	21705	234
24	91086	105231	26421	3542	10928	218
25	101086	103017	32098	3370	13408	215
26	111086	113145	24170	0	10219	232
27	121086	114360	27614	0	13775	225
28	131086	116624	14632	0	14893	237
29	141086	109173	19242	0	17591	232
30	151086	109690	16143	0	12075	244
31	161086	105402	30968	0	16005	251
32	171086	0	0	0	0	0
33	181086	0	0	0	0	0
34	191086	0	0	0	0	0
35	201086	0	0	0	0	0
36	211086	0	0	0	0	0
37	221086	103698	41055	0	2542	257
38	231086	107284	48117	0	3457	260
39	241086	106257	47713	0	3419	249
40	251086	112452	36127	0	2660	244
41	261086	107970	31830	0	6681	229
42	271086	103868	42697	2851	2336	223
43	281086	106086	32899	3629	9797	226
44	291086	106086	40490	3629	8799	231
45	301086	104038	35648	3715	4340	230
46	311086	110724	39723	0	6954	230
47	11186	111588	30105	0	11839	234
48	21186	111588	33515	0	14691	237
49	31186	109690	32339	0	8626	232
50	41186	108142	41542	0	5788	223
51	51186	110897	35385	0	14500	210
52	61186	108829	24578	0	14452	183
53	71186	109862	32894	0	13916	163
54	81186	106086	33101	0	14432	157

DAY	DATE	CVOL	FDIV	DAPP	CREJ	CTDS
55	91186	112106	26164	0	13718	150
56	101186	106941	37781	0	12802	163
57	111186	111760	35147	0	6310	181
58	121186	108314	46677	0	5858	192
59	131186	108485	33156	0	13175	196
60	141186	108142	33430	0	13283	205
61	151186	112452	39182	0	11624	215
62	161186	115056	35529	0	14504	215
63	171186	107799	35259	2592	4445	214
64	181186	106599	40135	0	3743	207
65	191186	110897	34787	0	2710	211
66	201186	112106	42161	3370	4452	214
67	211186	117322	42687	0	4312	209
68	221186	125235	33708	0	3722	204
69	231186	121881	32039	0	5103	194
70	241186	119071	44071	0	1100	224
71	251186	121178	39649	0	3606	195
72	261186	115752	55174	0	1394	199
73	271186	122762	45033	0	1850	193
74	281186	124881	42286	0	2486	196
75	291186	127363	41409	0	1116	196
76	301186	126653	48685	0	3669	194
77	11286	122586	36613	0	1037	182
78	21286	122410	48928	0	3902	178
79	31286	118721	45755	0	5680	177
80	41286	119773	46807	0	2850	176
81	51286	121178	45953	0	3626	168
82	61286	122057	49077	0	4044	164
83	71286	121529	43001	0	6072	170
84	81286	106941	38285	2765	3710	167
85	91286	107627	38408	2678	7383	165
86	101286	101321	46440	3197	5608	157
87	111286	103017	45179	3110	6623	169
88	121286	103868	47669	0	6701	157
89	131286	106941	42152	0	4899	152
90	141286	109001	42442	0	7447	154
91	151286	107284	51420	0	3334	149
92	161286	108657	43241	0	7759	147
93	171286	109001	40656	0	1602	139
94	181286	112452	39224	0	2073	144
95	191286	118196	42414	0	1954	145
96	201286	121529	53152	0	2037	149
97	211286	123644	38584	0	5562	146
98	221286	114187	47037	0	707	139
99	231286	112106	46203	0	2960	139
100	241286	117322	48642	0	2865	135
101	251286	121529	42165	0	3949	137
102	261286	118541	42667	0	3258	137
103	271286	123115	42977	0	734	134
104	281286	123291	43098	2938	5332	130
105	291286	110379	43888	3629	2183	133
106	301286	110207	45779	3456	2825	125
107	311286	112452	43346	0	3403	129
108	10187	118721	41399	0	5062	130
109	20187	115056	50738	0	3594	126
110	30187	118371	45213	0	795	131
111	40187	118896	44758	0	2453	136
112	50187	106599	46711	0	833	133
113	60187	109001	47219	0	3332	131
114	70187	106428	40065	0	4132	134
115	80187	103357	47487	0	3770	132
116	90187	106599	47188	0	3586	128
117	100187	113666	49336	0	818	128
118	110187	112799	41383	0	2489	126
119	120187	103357	44110	0	3069	119
120	130187	105231	43991	0	3598	114

DAY	DATE	CVOL	FDIV	DAPP	CREJ	CTDS
121	140187	109517	43923	0	1503	109
122	150187	113666	44352	0	1559	112
123	160187	118896	51529	0	1552	112
124	170187	121529	50200	0	1984	111
125	180187	123291	51171	0	3531	109
126	190187	114708	45986	2765	703	110
127	200187	116101	39100	2765	4091	109
128	210187	119597	41883	0	1513	104
129	220187	115752	50263	0	705	104
130	230187	119071	46662	0	681	101
131	240187	116624	53129	0	2155	101
132	250187	116275	49276	0	4383	100
133	260187	112279	46880	0	705	85
134	270187	110897	40913	0	4645	80
135	280187	111242	40860	0	2758	76
136	290187	114360	48879	0	2180	83
137	300187	115056	46869	0	2699	85
138	310187	119948	49475	0	954	91
139	10287	120650	39039	0	5083	99
140	20287	114708	41565	0	3400	99
141	30287	115926	45871	0	3787	97
142	40287	120299	41859	0	1867	99
143	50287	122586	46739	0	2046	103
144	60287	124351	48533	0	2538	95
145	70287	123821	30218	0	2512	99
146	80287	119597	45202	0	5146	99
147	90287	112799	49493	2678	2263	94
148	100287	113666	42997	2765	3148	91
149	110287	118021	33861	3197	1864	95
150	120287	116101	38517	3110	1770	97
151	130287	115752	47880	0	2296	95
152	140287	118896	46610	0	2170	95
153	150287	120123	38070	0	4800	95
154	160287	113319	45180	0	5725	97
155	170287	111069	48084	0	2734	99
156	180287	111588	44496	0	2645	99
157	190287	109001	39804	0	3026	96
158	200287	110551	52454	0	3057	97
159	210287	115056	36444	0	2854	99
160	220287	114534	42854	0	4466	100
161	230287	109345	59012	0	3412	100
162	240287	108657	46212	0	3865	102
163	250287	109690	63766	0	4565	107
164	260287	109690	51182	0	4240	105
165	270287	111415	54383	0	4596	105
166	280287	115056	46831	0	828	105
167	10387	114013	49398	0	3201	103
168	20387	105915	52289	2765	3352	99
169	30387	101660	47418	0	5385	99
170	40387	103017	43249	3024	2807	103
171	50387	107627	44850	3110	2901	103
172	60387	110207	47382	0	2842	103
173	70387	113666	62152	0	1028	104
174	80387	115404	42843	0	3512	100
175	90387	112799	43909	0	3492	102
176	100387	112106	42928	0	5828	101
177	110387	111069	44488	0	5948	103
178	120387	109345	45019	0	5683	103
179	130387	106428	53200	0	5989	101
180	140387	113319	43209	0	2596	99
181	150387	114534	35508	0	5449	100
182	160387	118546	30418	2938	5160	104
183	170387	121178	35572	0	6203	105
184	180387	118196	37544	0	4902	109
185	190387	117322	47276	0	2306	107
186	200387	120826	51630	0	5910	108

DAY	DATE	CVOL	FDIV	DAPP	CREJ	CTDS
187	210387	121002	42615	0	8667	111
188	220387	122586	44112	0	12540	110
189	230387	118721	55478	0	8053	105
190	240387	115404	55734	0	4473	103
191	250387	117322	50517	0	4243	107
192	260387	118896	38917	0	3290	108
193	270387	122586	45537	0	4080	110
194	280387	120475	28912	0	718	118
195	290387	107970	37485	0	5338	120
196	300387	101830	37961	0	7737	123
197	310387	103187	36807	0	17880	129
198	10487	103187	24609	0	20387	134
199	20487	103357	32041	0	20314	136
200	30487	108829	34105	0	23873	136

IRRISS : INPUT DATABASE MANAGEMENT ROUTINE
****

KEY : SVOL = Volumes drawn from water source 2.
FDIV = Volumes diverted to farm dam storage.
DAPP = Volumes applied directly to the crops.
DCAN = Volumes discharged into the canal network.
STDS = Total dissolved salt conc. of water source 2.

DAY	DATE	SVOL	FDIV	DAPP	DCAN	STDS
1	160986	6524	0	6524	0	91
2	170986	6524	0	6524	0	45
3	180986	6524	0	6524	0	67
4	190986	6524	0	6524	0	67
5	200986	6524	0	6524	0	83
6	210986	6524	0	6524	0	98
7	220986	6524	0	6524	0	104
8	230986	6524	0	6524	0	107
9	240986	6524	0	6524	0	110
10	250986	6524	0	6524	0	110
11	260986	6524	0	6524	0	117
12	270986	6524	0	6524	0	124
13	280986	6524	0	6524	0	130
14	290986	6524	0	6524	0	136
15	300986	6524	0	6524	0	143
16	11086	6524	0	6524	0	145
17	21086	6524	0	6524	0	150
18	31086	6524	0	6524	0	161
19	41086	6524	0	6524	0	160
20	51086	6524	0	6524	0	172
21	61086	6524	0	6524	0	175
22	71086	6524	0	6524	0	175
23	81086	6524	0	6524	0	174
24	91086	6524	0	6524	0	172
25	101086	6524	0	6524	0	172
26	111086	6524	0	6524	0	180
27	121086	6524	0	6524	0	192
28	131086	6524	0	6524	0	199
29	141086	6524	0	6524	0	194
30	151086	6524	0	6524	0	205
31	161086	6524	0	6524	0	210
32	171086	6524	0	6524	0	207
33	181086	6524	0	6524	0	213
34	191086	6524	0	6524	0	215
35	201086	6524	0	6524	0	222
36	211086	6524	0	6524	0	235
37	221086	6524	0	6524	0	224
38	231086	6524	0	6524	0	203
39	241086	6524	0	6524	0	195
40	251086	6524	0	6524	0	192
41	261086	6524	0	6524	0	192
42	271086	6524	0	6524	0	197
43	281086	6524	0	6524	0	203
44	291086	6524	0	6524	0	196
45	301086	6524	0	6524	0	195
46	311086	6524	0	6524	0	194
47	11186	6524	0	6524	0	197
48	21186	6524	0	6524	0	188
49	31186	6524	0	6524	0	187
50	41186	6524	0	6524	0	169

DAY	DATE	SVOL	FDIV	DAPP	DCAN	STDS
51	51186	6524	0	6524	0	151
52	61186	6524	0	6524	0	126
53	71186	6524	0	6524	0	122
54	81186	6524	0	6524	0	143
55	91186	6524	0	6524	0	154
56	101186	6524	0	6524	0	166
57	111186	6524	0	6524	0	173
58	121186	6524	0	6524	0	175
59	131186	6524	0	6524	0	176
60	141186	6406	0	6406	0	180
61	151186	6406	0	6406	0	180
62	161186	6406	0	6406	0	172
63	171186	6406	0	6406	0	175
64	181186	6406	0	6406	0	176
65	191186	6406	0	6406	0	170
66	201186	6406	0	6406	0	162
67	211186	7310	0	7310	0	160
68	221186	7310	0	7310	0	171
69	231186	7310	0	7310	0	171
70	241186	7310	0	7310	0	174
71	251186	7310	0	7310	0	166
72	261186	7310	0	7310	0	161
73	271186	7310	0	7310	0	153
74	281186	5022	0	5022	0	146
75	291186	5022	0	5022	0	148
76	301186	5022	0	5022	0	150
77	11286	5022	0	5022	0	146
78	21286	5022	0	5022	0	136
79	31286	5022	0	5022	0	135
80	41286	5022	0	5022	0	132
81	51286	5534	0	5534	0	133
82	61286	5534	0	5534	0	131
83	71286	5534	0	5534	0	131
84	81286	5534	0	5534	0	130
85	91286	5534	0	5534	0	125
86	101286	5534	0	5534	0	125
87	111286	5534	0	5534	0	125
88	121286	6620	0	6620	0	125
89	131286	6620	0	6620	0	105
90	141286	6620	0	6620	0	106
91	151286	6620	0	6620	0	106
92	161286	6620	0	6620	0	112
93	171286	6620	0	6620	0	114
94	181286	9781	0	9781	0	113
95	191286	9781	0	9781	0	110
96	201286	9781	0	9781	0	113
97	211286	9781	0	9781	0	106
98	221286	9781	0	9781	0	106
99	231286	9781	0	9781	0	106
100	241286	9781	0	9781	0	102
101	251286	9781	0	9781	0	102
102	261286	8207	0	8207	0	102
103	271286	8207	0	8207	0	100
104	281286	8207	0	8207	0	99
105	291286	8207	0	8207	0	98
106	301286	8207	0	8207	0	95
107	311286	8207	0	8207	0	104
108	10187	8207	0	8207	0	104
109	20187	7126	0	7126	0	102
110	30187	7126	0	7126	0	100
111	40187	7126	0	7126	0	101
112	50187	7126	0	7126	0	103
113	60187	7126	0	7126	0	101
114	70187	7126	0	7126	0	102
115	80187	7126	0	7126	0	98

DAY	DATE	SVOL	FDIV	DAPP	DCAN	STDS
116	90187	8405	0	8405	0	93
117	100187	8405	0	8405	0	87
118	110187	8405	0	8405	0	88
119	120187	8405	0	8405	0	86
120	130187	8405	0	8405	0	88
121	140187	8405	0	8405	0	88
122	150187	8405	0	8405	0	85
123	160187	7079	0	7079	0	88
124	170187	7079	0	7079	0	85
125	180187	7079	0	7079	0	82
126	190187	7079	0	7079	0	80
127	200187	7079	0	7079	0	80
128	210187	7079	0	7079	0	80
129	220187	7079	0	7079	0	84
130	230187	7271	0	7271	0	85
131	240187	7271	0	7271	0	82
132	250187	7271	0	7271	0	67
133	260187	7271	0	7271	0	59
134	270187	7271	0	7271	0	66
135	280187	7271	0	7271	0	71
136	290187	7271	0	7271	0	85
137	300187	7153	0	7153	0	82
138	310187	7153	0	7153	0	85
139	10287	7153	0	7153	0	80
140	20287	7153	0	7153	0	84
141	30287	7153	0	7153	0	82
142	40287	7153	0	7153	0	79
143	50287	7153	0	7153	0	80
144	60287	7517	0	7517	0	78
145	70287	7517	0	7517	0	72
146	80287	7517	0	7517	0	76
147	90287	7517	0	7517	0	76
148	100287	7517	0	7517	0	75
149	110287	7517	0	7517	0	75
150	120287	7517	0	7517	0	77
151	130287	3993	0	3993	0	80
152	140287	3993	0	3993	0	80
153	150287	3993	0	3993	0	81
154	160287	3993	0	3993	0	78
155	170287	3993	0	3993	0	76
156	180287	3993	0	3993	0	76
157	190287	3993	0	3993	0	79
158	200287	6746	0	6746	0	81
159	210287	6746	0	6746	0	86
160	220287	6746	0	6746	0	86
161	230287	6746	0	6746	0	86
162	240287	6746	0	6746	0	87
163	250287	6746	0	6746	0	91
164	260287	6746	0	6746	0	85
165	270287	5357	0	5357	0	80
166	280287	5357	0	5357	0	79
167	10387	5357	0	5357	0	80
168	20387	5357	0	5357	0	82
169	30387	5357	0	5357	0	86
170	40387	5357	0	5357	0	87

DAY	DATE	SVOL	FDIV	DAPP	DCAN	STDS
171	50387	5357	0	5357	0	83
172	60387	5106	0	5106	0	81
173	70387	5106	0	5106	0	84
174	80387	5106	0	5106	0	84
175	90387	5106	0	5106	0	84
176	100387	5106	0	5106	0	88
177	110387	5106	0	5106	0	82
178	120387	5106	0	5106	0	80
179	130387	6354	0	6354	0	81
180	140387	6354	0	6354	0	86
181	150387	6354	0	6354	0	88
182	160387	6354	0	6354	0	89
183	170387	6354	0	6354	0	86
184	180387	6354	0	6354	0	93
185	190387	6354	0	6354	0	81
186	200387	4541	0	4541	0	80
187	210387	4541	0	4541	0	81
188	220387	4541	0	4541	0	91
189	230387	4541	0	4541	0	85
190	240387	4541	0	4541	0	95
191	250387	4541	0	4541	0	101
192	260387	4541	0	4541	0	111
193	270387	4958	0	4958	0	110
194	280387	4958	0	4958	0	112
195	290387	4958	0	4958	0	107
196	300387	4958	0	4958	0	107
197	310387	4958	0	4958	0	104
198	10487	4958	0	4958	0	107
199	20487	4958	0	4958	0	110
200	30487	4594	0	4594	0	119

IRRISS : INPUT DATABASE MANAGEMENT ROUTINE
****

KEY : FREL = Volumes released from farmdams.

DAY	DATE	FREL
1	160986	15937
2	170986	32501
3	180986	27444
4	190986	21690
5	200986	21642
6	210986	22753
7	220986	21180
8	230986	21169
9	240986	33148
10	250986	10466
11	260986	12576
12	270986	12428
13	280986	5506
14	290986	47660
15	300986	9458
16	11086	33801
17	21086	36415
18	31086	19654
19	41086	12463
20	51086	29669
21	61086	19627
22	71086	6233
23	81086	11324
24	91086	18459
25	101086	0
26	111086	17775
27	121086	40050
28	131086	13244
29	141086	8573
30	151086	5196
31	161086	27835
32	171086	14438
33	181086	10552
34	191086	10733
35	201086	16608
36	211086	5808
37	221086	36187
38	231086	35625
39	241086	38611
40	251086	27633
41	261086	22988
42	271086	49986
43	281086	28754
44	291086	13107
45	301086	54186
46	311086	34167
47	11186	6070
48	21186	31346
49	31186	16913
50	41186	35639

DAY	DATE	FREL
51	51186	44801
52	61186	0
53	71186	27494
54	81186	30964
55	91186	19258
56	101186	36187
57	111186	59844
58	121186	48871
59	131186	38121
60	141186	32159
61	151186	33177
62	161186	36019
63	171186	36152
64	181186	52238
65	191186	33785
66	201186	46992
67	211186	38766
68	221186	37404
69	231186	21812
70	241186	59748
71	251186	28040
72	261186	48262
73	271186	36425
74	281186	40481
75	291186	33700
76	301186	51510
77	11286	36559
78	21286	51615
79	31286	49335
80	41286	48153
81	51286	43414
82	61286	43716
83	71286	40427
84	81286	38458
85	91286	53053
86	101286	44951
87	111286	49985
88	121286	54319
89	131286	41659
90	141286	33312
91	151286	58257
92	161286	39305
93	171286	42803
94	181286	43514
95	191286	28072
96	201286	50173
97	211286	40624
98	221286	40915
99	231286	54174
100	241286	39023
101	251286	41787
102	261286	45091
103	271286	41554
104	281286	40834
105	291286	51748
106	301286	65606
107	311286	20684
108	10187	43518
109	20187	46743
110	30187	41888
111	40187	40003
112	50187	45686
113	60187	56640
114	70187	38703
115	80187	48092

DAY	DATE	FREL
116	90187	44727
117	100187	35933
118	110187	36271
119	120187	43641
120	130187	48379
121	140187	48311
122	150187	43203
123	160187	48144
124	170187	45506
125	180187	44516
126	190187	51363
127	200187	31519
128	210187	49729
129	220187	49942
130	230187	39448
131	240187	39894
132	250187	32334
133	260187	51134
134	270187	40562
135	280187	55115
136	290187	51043
137	300187	40617
138	310187	40321
139	10287	25687
140	20287	43043
141	30287	48340
142	40287	44627
143	50287	49591
144	60287	43954
145	70287	28103
146	80287	30880
147	90287	64414
148	100287	49398
149	110287	34370
150	120287	35819
151	130287	23586
152	140287	37490
153	150287	35882
154	160287	33418
155	170287	44686
156	180287	41407
157	190287	37729
158	200287	47022
159	210287	26537
160	220287	29102
161	230287	59236
162	240287	35510
163	250287	56935
164	260287	45606
165	270287	48780
166	280287	39030
167	10387	41433
168	20387	52100
169	30387	54937
170	40387	30246

DAY	DATE	FREL
171	50387	44514
172	60387	41916
173	70387	53524
174	80387	34165
175	90387	42168
176	100387	42239
177	110387	36273
178	120387	41911
179	130387	50450
180	140387	31517
181	150387	35392
182	160387	31661
183	170387	34538
184	180387	35869
185	190387	50343
186	200387	38726
187	210387	26177
188	220387	32639
189	230387	50170
190	240387	61094
191	250387	34878
192	260387	42093
193	270387	49534
194	280387	25446
195	290387	33619
196	300387	43050
197	310387	33123
198	10487	33120
199	20487	33803
200	30487	34556

IRRISS : INPUT DATABASE MANAGEMENT ROUTINE
****

KEY : EVAP = Daily A pan evaporation data (mm).
RAIN = Daily rainfall data (mm).
CFRn = Crop factor for crop n.

DAY	DATE	EVAP	RAIN	CFR1	CFR2	CFR3	CFR4	CFR5
1	160986	4	0	0.200	0.500	0.800	0.200	0.300
2	170986	4	0	0.200	0.500	0.800	0.200	0.300
3	180986	4	0	0.200	0.500	0.800	0.200	0.300
4	190986	5	0	0.200	0.500	0.800	0.200	0.300
5	200986	6	0	0.200	0.500	0.800	0.200	0.300
6	210986	6	1	0.200	0.500	0.800	0.200	0.300
7	220986	4	2	0.200	0.500	0.800	0.200	0.300
8	230986	2	4	0.200	0.500	0.800	0.200	0.300
9	240986	3	2	0.200	0.500	0.800	0.200	0.300
10	250986	4	0	0.200	0.500	0.800	0.200	0.300
11	260986	6	0	0.200	0.500	0.800	0.200	0.300
12	270986	5	0	0.200	0.500	0.800	0.200	0.300
13	280986	5	0	0.200	0.500	0.800	0.200	0.300
14	290986	5	0	0.200	0.500	0.800	0.200	0.300
15	300986	6	0	0.200	0.500	0.800	0.200	0.300
16	11086	3	0	0.300	0.700	0.500	0.300	0.300
17	21086	4	0	0.300	0.700	0.500	0.300	0.300
18	31086	6	0	0.300	0.700	0.500	0.300	0.300
19	41086	4	0	0.300	0.700	0.500	0.300	0.300
20	51086	3	15	0.300	0.700	0.500	0.300	0.300
21	61086	2	2	0.300	0.700	0.500	0.300	0.300
22	71086	6	0	0.300	0.700	0.500	0.300	0.300
23	81086	5	0	0.300	0.700	0.500	0.300	0.300
24	91086	7	0	0.300	0.700	0.500	0.300	0.300
25	101086	7	0	0.300	0.700	0.500	0.300	0.300
26	111086	9	0	0.300	0.700	0.500	0.300	0.300
27	121086	1	7	0.300	0.700	0.500	0.300	0.300
28	131086	2	2	0.300	0.700	0.500	0.300	0.300
29	141086	4	0	0.300	0.700	0.500	0.300	0.300
30	151086	4	0	0.300	0.700	0.500	0.300	0.300
31	161086	5	0	0.300	0.700	0.500	0.300	0.400
32	171086	7	0	0.300	0.700	0.500	0.300	0.400
33	181086	6	0	0.300	0.700	0.500	0.300	0.400
34	191086	8	0	0.300	0.700	0.500	0.300	0.400
35	201086	8	0	0.300	0.700	0.500	0.300	0.400
36	211086	7	0	0.300	0.700	0.500	0.300	0.400
37	221086	7	0	0.300	0.700	0.500	0.300	0.400
38	231086	7	0	0.300	0.700	0.500	0.300	0.400
39	241086	8	0	0.300	0.700	0.500	0.300	0.400
40	251086	7	0	0.300	0.700	0.500	0.300	0.400
41	261086	8	0	0.300	0.700	0.500	0.300	0.400
42	271086	3	0	0.300	0.700	0.500	0.300	0.400
43	281086	6	0	0.300	0.700	0.500	0.300	0.400
44	291086	8	1	0.300	0.700	0.500	0.300	0.400
45	301086	2	6	0.300	0.700	0.500	0.300	0.400
46	311086	3	1	0.300	0.700	0.500	0.300	0.400
47	11186	7	0	0.400	0.800	0.300	0.400	0.400
48	21186	9	2	0.400	0.800	0.300	0.400	0.400
49	31186	5	3	0.400	0.800	0.300	0.400	0.400
50	41186	5	0	0.400	0.800	0.300	0.400	0.400

DAY	DATE	EVAP	RAIN	CFR1	CFR2	CFR3	CFR4	CFR5
51	51186	7	0	0.400	0.800	0.300	0.400	0.400
52	61186	6	0	0.400	0.800	0.300	0.400	0.400
53	71186	3	3	0.400	0.800	0.300	0.400	0.400
54	81186	2	5	0.400	0.800	0.300	0.400	0.400
55	91186	6	0	0.400	0.800	0.300	0.400	0.400
56	101186	7	0	0.400	0.800	0.300	0.400	0.400
57	111186	8	0	0.400	0.800	0.300	0.400	0.400
58	121186	8	0	0.400	0.800	0.300	0.400	0.400
59	131186	8	0	0.400	0.800	0.300	0.400	0.400
60	141186	9	0	0.400	0.800	0.300	0.400	0.400
61	151186	7	0	0.400	0.800	0.300	0.400	0.400
62	161186	8	0	0.400	0.800	0.300	0.400	0.400
63	171186	8	0	0.400	0.800	0.300	0.400	0.600
64	181186	8	0	0.400	0.800	0.300	0.400	0.600
65	191186	8	0	0.400	0.800	0.300	0.400	0.600
66	201186	6	0	0.400	0.800	0.500	0.400	0.600
67	211186	8	0	0.400	0.800	0.500	0.400	0.600
68	221186	5	0	0.400	0.800	0.500	0.400	0.600
69	231186	8	0	0.400	0.800	0.500	0.400	0.600
70	241186	11	0	0.400	0.800	0.500	0.400	0.600
71	251186	9	0	0.400	0.800	0.500	0.400	0.600
72	261186	5	5	0.400	0.800	0.500	0.400	0.600
73	271186	7	0	0.400	0.800	0.500	0.400	0.600
74	281186	6	0	0.400	0.800	0.500	0.400	0.600
75	291186	9	0	0.400	0.800	0.500	0.400	0.600
76	301186	12	0	0.400	0.800	0.500	0.400	0.600
77	11286	11	0	0.500	0.800	0.500	0.500	0.700
78	21286	5	0	0.500	0.800	0.500	0.500	0.700
79	31286	7	0	0.500	0.800	0.500	0.500	0.700
80	41286	9	0	0.500	0.800	0.500	0.500	0.700
81	51286	10	0	0.500	0.800	0.500	0.500	0.700
82	61286	9	0	0.500	0.800	0.500	0.500	0.700
83	71286	9	0	0.500	0.800	0.500	0.500	0.700
84	81286	11	0	0.500	0.800	0.500	0.500	0.700
85	91286	10	0	0.500	0.800	0.500	0.500	0.700
86	101286	10	0	0.500	0.800	0.600	0.500	0.700
87	111286	10	0	0.500	0.800	0.600	0.500	0.700
88	121286	9	0	0.500	0.800	0.600	0.500	0.700
89	131286	10	0	0.500	0.800	0.600	0.500	0.700
90	141286	10	0	0.500	0.800	0.600	0.500	0.700
91	151286	8	0	0.500	0.800	0.600	0.500	0.700
92	161286	7	0	0.500	0.800	0.600	0.500	0.700
93	171286	9	0	0.500	0.800	0.600	0.500	0.700
94	181286	9	0	0.500	0.800	0.600	0.500	0.700
95	191286	9	0	0.500	0.800	0.600	0.500	0.700
96	201286	12	0	0.500	0.800	0.600	0.500	0.700
97	211286	11	0	0.500	0.800	0.600	0.500	0.700
98	221286	7	0	0.500	0.800	0.600	0.500	0.700
99	231286	8	0	0.500	0.800	0.600	0.500	0.700
100	241286	9	0	0.500	0.800	0.600	0.500	0.700
101	251286	8	0	0.500	0.800	0.600	0.500	0.700
102	261286	11	0	0.500	0.800	0.600	0.500	0.700
103	271286	10	0	0.500	0.800	0.600	0.500	0.700
104	281286	11	0	0.500	0.800	0.600	0.500	0.700
105	291286	9	0	0.500	0.800	0.600	0.500	0.700
106	301286	13	0	0.500	0.800	0.600	0.500	0.700
107	311286	10	0	0.500	0.800	0.600	0.500	0.700
108	10187	7	0	0.500	0.800	0.700	0.600	0.600
109	20187	9	0	0.500	0.800	0.700	0.600	0.600
110	30187	10	0	0.500	0.800	0.700	0.600	0.600
111	40187	11	0	0.500	0.800	0.700	0.600	0.600
112	50187	8	5	0.500	0.800	0.700	0.600	0.600
113	60187	8	0	0.500	0.800	0.700	0.600	0.600
114	70187	8	0	0.500	0.800	0.700	0.600	0.600
115	80187	9	0	0.500	0.800	0.700	0.600	0.600

DAY	DATE	EVAP	RAIN	CFR1	CFR2	CFR3	CFR4	CFR5
116	90187	10	0	0.500	0.800	0.700	0.600	0.600
117	100187	9	0	0.500	0.800	0.700	0.600	0.600
118	110187	8	0	0.500	0.800	0.700	0.600	0.600
119	120187	10	0	0.500	0.800	0.700	0.600	0.600
120	130187	9	0	0.500	0.800	0.700	0.600	0.600
121	140187	11	0	0.500	0.800	0.700	0.600	0.600
122	150187	7	0	0.500	0.800	0.700	0.600	0.600
123	160187	10	0	0.500	0.800	0.700	0.600	0.600
124	170187	9	0	0.500	0.800	0.700	0.600	0.600
125	180187	9	0	0.500	0.800	0.700	0.600	0.600
126	190187	6	0	0.500	0.800	0.700	0.600	0.600
127	200187	10	0	0.500	0.800	0.700	0.600	0.600
128	210187	9	0	0.500	0.800	0.700	0.600	0.600
129	220187	11	0	0.500	0.800	0.700	0.600	0.600
130	230187	8	0	0.500	0.800	0.700	0.600	0.600
131	240187	7	0	0.500	0.800	0.700	0.600	0.600
132	250187	9	0	0.500	0.800	0.700	0.600	0.600
133	260187	9	0	0.500	0.800	0.700	0.600	0.600
134	270187	14	0	0.500	0.800	0.700	0.600	0.600
135	280187	8	0	0.500	0.800	0.700	0.600	0.600
136	290187	9	0	0.500	0.800	0.700	0.600	0.600
137	300187	9	0	0.500	0.800	0.700	0.600	0.600
138	310187	10	0	0.500	0.800	0.700	0.600	0.600
139	10287	11	1	0.500	0.800	0.700	0.600	0.300
140	20287	6	0	0.500	0.800	0.700	0.600	0.300
141	30287	12	0	0.500	0.800	0.700	0.600	0.300
142	40287	9	0	0.500	0.800	0.700	0.600	0.300
143	50287	13	0	0.500	0.800	0.700	0.600	0.300
144	60287	9	0	0.500	0.800	0.700	0.600	0.300
145	70287	10	0	0.500	0.800	0.700	0.600	0.300
146	80287	14	0	0.500	0.800	0.700	0.600	0.300
147	90287	7	3	0.500	0.800	0.700	0.600	0.300
148	100287	6	0	0.500	0.800	0.700	0.600	0.300
149	110287	8	0	0.500	0.800	0.700	0.600	0.300
150	120287	8	0	0.500	0.800	0.700	0.600	0.300
151	130287	8	0	0.500	0.800	0.700	0.600	0.300
152	140287	9	0	0.500	0.800	0.700	0.600	0.300
153	150287	5	0	0.500	0.800	0.500	0.600	0.300
154	160287	8	0	0.500	0.800	0.500	0.600	0.400
155	170287	8	0	0.500	0.800	0.500	0.600	0.400
156	180287	8	0	0.500	0.800	0.500	0.600	0.400
157	190287	10	0	0.500	0.800	0.500	0.600	0.400
158	200287	9	0	0.500	0.800	0.500	0.600	0.400
159	210287	8	0	0.500	0.800	0.500	0.600	0.400
160	220287	12	0	0.500	0.800	0.500	0.600	0.400
161	230287	7	0	0.500	0.800	0.500	0.600	0.400
162	240287	7	0	0.500	0.800	0.500	0.600	0.400
163	250287	8	0	0.500	0.800	0.500	0.600	0.400
164	260287	7	0	0.500	0.800	0.500	0.600	0.400
165	270287	8	0	0.500	0.800	0.500	0.600	0.400
166	280287	9	0	0.500	0.800	0.500	0.600	0.400
167	10387	7	0	0.500	0.700	0.500	0.500	0.400
168	20387	4	0	0.500	0.700	0.500	0.500	0.400
169	30387	6	0	0.500	0.700	0.500	0.500	0.400
170	40387	8	0	0.500	0.700	0.000	0.500	0.400

DAY	DATE	EVAP	RAIN	CFR1	CFR2	CFR3	CFR4	CFR5
171	50387	6	0	0.500	0.700	0.000	0.500	0.400
172	60387	9	0	0.500	0.700	0.000	0.500	0.400
173	70387	8	0	0.500	0.700	0.000	0.500	0.400
174	80387	3	0	0.500	0.700	0.000	0.500	0.400
175	90387	7	0	0.500	0.700	0.000	0.500	0.400
176	100387	6	0	0.500	0.700	0.000	0.500	0.400
177	110387	7	0	0.500	0.700	0.000	0.500	0.400
178	120387	7	0	0.500	0.700	0.000	0.500	0.400
179	130387	7	0	0.500	0.700	0.000	0.500	0.400
180	140387	6	0	0.500	0.700	0.000	0.500	0.400
181	150387	6	0	0.500	0.700	0.000	0.500	0.400
182	160387	4	0	0.300	0.700	0.000	0.500	0.400
183	170387	4	0	0.300	0.700	0.000	0.500	0.400
184	180387	6	0	0.300	0.700	0.000	0.500	0.400
185	190387	7	2	0.300	0.700	0.000	0.500	0.600
186	200387	4	0	0.300	0.700	0.000	0.500	0.600
187	210387	6	0	0.300	0.700	0.000	0.500	0.600
188	220387	5	0	0.300	0.700	0.000	0.500	0.600
189	230387	7	0	0.300	0.700	0.000	0.500	0.600
190	240387	4	0	0.300	0.700	0.000	0.500	0.600
191	250387	7	0	0.300	0.700	0.000	0.500	0.600
192	260387	6	0	0.300	0.700	0.000	0.500	0.600
193	270387	6	0	0.300	0.700	0.000	0.500	0.600
194	280387	5	0	0.300	0.700	0.000	0.500	0.600
195	290387	6	0	0.300	0.700	0.000	0.500	0.600
196	300387	6	0	0.300	0.700	0.000	0.500	0.600
197	310387	7	0	0.300	0.700	0.000	0.500	0.600
198	10487	6	0	0.200	0.500	0.000	0.200	0.700
199	20487	6	0	0.200	0.500	0.000	0.200	0.700
200	30487	5	0	0.200	0.500	0.000	0.200	0.700

IRRISS : OUTPUT DATABASE IDENTIFICATION SUMMARY

1. Codes :

Irrigation Scheme Code : ROB Configuration Code : 004
Irrigation Season Code : A Simulation Code : A01

2. Starting conditions :

Initial soil moisture (as % of Field Capacity) : 95
Initial soil salt content (Tons per hectare) : 15.0
Initial farm dam capacity (% of Full Capacity) : 80

3. Soil and IRF parameters :

Coefficient of salt leaching from the soil : 0.15
Max. rate of soil salt regeneration (kg/Ha/day): 1.00
Max. rate of rootzone percolation (mm/day) : 900
Percent. of returnflow lost to groundwater : 0
Percent. increase in returnflow salinity (%) : 200

IRRISS : DISTRIBUTION AND STORAGE MODEL OUTPUT - DAILY TIMESERIES

(Units = m^3)

KEY : WINT = Total water intake. CEVP = Canal evaporation.
CSEP = Canal seepage loss. CREJ = Canal rejection.
CTAL = Canal tailwater. FEVP = Farm dam evaporation
FSEP = Farm dam seepage loss. TLOS = Total losses.

DAY	WINT	CEVP	CSEP	CREJ	CTAL	FEVP	FSEP	TLOS
1	107000	134	14774	16937	49511	89	2646	84090
2	107845	134	14898	14218	46340	89	2648	78327
3	109541	134	15148	14455	45659	87	2592	78074
4	107000	167	14774	7731	52711	108	2577	78068
5	119323	201	16586	7769	62652	130	2581	89919
6	116386	201	16154	14234	53553	130	2588	86861
7	103968	134	14328	21967	46561	87	2590	85667
8	108354	67	14973	7193	55330	42	2534	80140
9	100457	100	13812	10104	49349	64	2538	75967
10	99792	134	13714	6896	49366	82	2448	72640
11	101958	201	14033	15316	48936	126	2508	81121
12	102460	167	14107	23318	47955	106	2519	88171
13	103632	167	14279	22184	46821	104	2491	86046
14	93853	167	12841	20323	33447	106	2524	69408
15	97802	201	13422	19312	34939	118	2346	70338
16	95329	100	13058	9196	30831	61	2415	55661
17	97802	134	13422	9667	33309	81	2411	59024
18	101124	201	13910	10724	43394	120	2386	70735
19	105987	134	14625	12252	46204	81	2411	75707
20	109711	100	15173	18511	35165	62	2479	71490

K2

DAY	WINT	CEVP	CSEP	CREJ	CTAL	FEVP	FSEP	TLOS
21	103632	67	14279	24761	38139	42	2494	79782
22	108862	201	15048	20799	53831	124	2463	92466
23	109711	167	15173	21705	46618	103	2468	86234
24	111755	235	15473	10928	48632	146	2480	77894
25	109541	235	15148	13408	38758	147	2512	70209
26	119669	302	16637	10219	61817	203	2688	91866
27	120884	33	16816	13775	56357	23	2709	89713
28	123148	67	17149	14893	69950	44	2618	104721
29	115697	134	16053	17591	56153	88	2611	92629
30	116214	134	16129	12075	65209	89	2658	96295
31	111926	167	15498	16005	42764	114	2707	77255
32	6524	0	0	0	0	159	2709	2868
33	6524	0	0	0	0	131	2606	2737
34	6524	0	0	0	0	169	2526	2696
35	6524	0	0	0	0	164	2446	2610
36	6524	0	0	0	0	137	2331	2468
37	110222	235	15248	2542	44618	134	2282	65059
38	113808	235	15775	3457	39700	135	2297	61598
39	112781	268	15624	3419	39233	158	2357	61059
40	118976	235	16535	2660	56895	141	2396	78862
41	114494	268	15876	6681	53315	163	2432	78735
42	110392	100	15273	2336	40611	62	2469	60851
43	112610	201	15599	9797	43961	121	2410	72090
44	112610	268	15599	8799	37334	162	2420	64582
45	110562	67	15298	4340	45171	43	2568	67487
46	117248	100	16281	6954	47699	61	2442	73537
47	118112	235	16408	11839	53001	144	2460	84087
48	118112	302	16408	14691	46739	195	2588	80923
49	116214	167	16129	8626	52529	108	2584	80144
50	114666	167	15901	5788	44744	112	2661	69372
51	117421	235	16306	14500	44471	157	2679	78349
52	115353	201	16002	14452	53596	131	2606	86988
53	116386	100	16154	13916	46898	69	2737	79873
54	112610	67	15599	14432	43054	46	2752	75950
55	118630	201	16484	13718	55539	138	2748	88828
56	113465	235	15725	12802	40398	163	2772	72095
57	118284	268	16433	6310	53602	185	2764	79563
58	114838	268	15927	5858	39584	174	2599	64410
59	115009	268	15952	13175	45934	172	2569	78071
60	114548	302	15901	13283	45226	190	2523	77426
61	118858	235	16535	11624	44876	148	2515	75932
62	121462	268	16918	14504	47837	170	2534	82232
63	114205	268	15851	4445	49384	169	2515	72632
64	113005	268	15674	3743	46779	167	2494	69125
65	117303	268	16306	2710	56826	161	2406	78677
66	118512	201	16484	4452	45438	121	2396	69092
67	124632	268	17251	4312	52804	158	2353	77145
68	132545	167	18415	3722	69223	99	2361	93987
69	129191	268	17922	5103	66549	156	2324	92322
70	126381	369	17508	1100	56023	219	2370	77589
71	128488	302	17818	3606	59803	171	2261	83961
72	123062	167	17020	1394	42164	97	2316	63158
73	130072	235	18051	1850	57593	138	2343	80210
74	129903	201	18363	2486	61545	120	2380	85094
75	132385	302	18728	1116	65808	179	2375	88509
76	131675	402	18623	3669	55274	242	2406	80616
77	127608	369	18025	1037	66542	219	2374	88566
78	127432	167	17999	3902	51414	99	2358	75939
79	123743	235	17457	5680	49594	137	2328	75430

DAY	WINT	CEVP	CSEP	CREJ	CTAL	FEVP	FSEP	TLOS
80	124795	302	17612	2850	52202	173	2292	75430
81	126712	335	17818	3626	53446	190	2269	77684
82	127591	302	17948	4044	50686	171	2269	75420
83	127063	302	17870	6072	54284	173	2287	80987
84	112475	369	15725	3710	46087	211	2287	68389
85	113161	335	15826	7383	42997	190	2271	69003
86	106855	335	14898	5608	30843	182	2169	54035
87	108551	335	15148	6623	32622	181	2164	57073
88	110488	302	15273	6701	33923	160	2121	58480
89	113561	335	15725	4899	43830	173	2068	67030
90	115621	335	16028	7447	42749	173	2057	68789
91	113904	268	15775	3334	36487	141	2099	58103
92	115277	235	15977	7759	41445	120	2044	67580
93	115621	302	16028	1602	50413	155	2055	70555
94	122233	302	16535	2073	54318	153	2029	75410
95	127977	302	17380	1954	56146	150	1990	77922
96	131310	402	17870	2037	48068	208	2063	70648
97	133425	369	18181	5562	60948	191	2067	87318
98	123968	235	16790	707	49418	120	2042	69312
99	121887	268	16484	2960	46191	139	2065	68107
100	127103	302	17251	2865	48262	151	2005	70836
101	131310	268	17870	3949	57277	137	2049	81551
102	126748	369	17430	3258	54817	188	2038	78100
103	131322	335	18103	734	60966	169	2011	82317
104	131498	369	18129	5332	53425	185	2006	79446
105	118586	302	16230	2183	44147	151	2007	65020
106	118414	436	16205	2825	41506	212	1947	63131
107	120659	335	16535	3403	48833	152	1815	71073
108	126928	235	17457	5062	54568	114	1939	79375
109	122182	302	16918	3594	43504	144	1914	66376
110	125497	335	17406	795	54622	161	1926	75245
111	126022	369	17483	2453	53833	178	1933	76249
112	113725	268	15674	833	43280	131	1949	62134
113	116127	268	16028	3332	42154	130	1942	63855
114	113554	268	15649	4132	46314	126	1874	68362
115	110483	302	15198	3770	36600	141	1870	57881
116	115004	335	15674	3586	39816	155	1854	61421
117	122071	302	16714	818	46496	140	1857	66327
118	121204	268	16586	2489	52073	129	1925	73470
119	111762	335	15198	3069	40645	163	1943	61353
120	113636	302	15473	3598	41867	146	1934	63320
121	117922	369	16104	1503	47618	175	1895	67664
122	122071	235	16714	1559	50806	109	1856	71279
123	125975	335	17483	1552	47997	155	1852	69374
124	128608	302	17870	1984	51173	140	1860	73329
125	130370	302	18129	3531	50158	142	1876	74137
126	121787	201	16867	703	48186	96	1904	67956
127	123180	335	17072	4091	52738	156	1860	76251
128	126676	302	17586	1513	58313	143	1893	79750
129	122831	369	17020	705	47395	169	1834	67492
130	126342	268	17508	681	53952	122	1824	74355
131	123895	235	17149	2155	43956	109	1855	65459
132	123546	302	17097	4383	45217	145	1923	69067
133	119550	302	16510	705	47882	152	2011	67562
134	118168	470	16306	4645	48563	232	1973	72189
135	118513	268	16357	2758	50999	132	1962	72476
136	121631	302	16816	2180	46183	141	1864	67486
137	122209	302	16918	2699	48268	139	1839	70165
138	127101	335	17637	954	51547	156	1865	72494
139	127803	369	17741	5083	58451	176	1908	83727

DAY	WINT	CEVP	CSEP	CREJ	CTAL	FEVP	FSEP	TLOS
140	121861	201	16867	3400	52675	99	1975	75217
141	123079	402	17046	3787	48820	197	1954	72205
142	127452	302	17689	1867	58582	145	1926	80511
143	129739	436	18025	2046	55340	207	1897	77951
144	131868	302	18285	2538	54693	141	1867	77826
145	131338	335	18207	2512	72549	158	1883	95644
146	127114	470	17586	5146	51193	221	1883	76499
147	120316	235	16586	2263	41644	115	1956	62799
148	121183	201	16714	3148	47841	93	1855	69852
149	125538	268	17354	1864	61477	121	1805	82889
150	123618	268	17072	1770	55364	120	1790	76384
151	119745	268	17020	2296	48288	120	1795	69787
152	122889	302	17483	2170	52331	146	1929	74360
153	124116	167	17663	4800	59423	83	1971	84107
154	117312	268	16663	5725	45483	132	1972	70243
155	115062	268	16332	2734	43651	136	2029	65151
156	115581	268	16408	2645	47771	137	2037	69265
157	112994	335	16028	3026	49808	171	2042	71411
158	117297	302	16256	3057	38482	154	2041	60292
159	121802	268	16918	2854	58572	138	2061	80811
160	121280	402	16841	4466	49971	212	2107	73999
161	116091	235	16078	3412	30608	128	2175	52636
162	115403	235	15977	3865	42368	127	2160	64732
163	116436	268	16129	4565	24962	148	2210	48283
164	116436	235	16129	4240	37904	131	2237	60876
165	116772	268	16383	4596	35785	151	2256	59440
166	120413	302	16918	828	50177	172	2275	70672
167	119370	235	16765	3201	44414	135	2307	67058
168	111272	134	15574	3352	31801	78	2340	53280
169	107017	201	14948	5385	33708	117	2327	56686
170	108374	268	15148	2807	38521	152	2268	59164
171	112984	201	15826	2901	40739	117	2331	62115
172	115313	302	16205	2842	43476	175	2318	65318
173	118772	268	16714	1028	33504	157	2336	54007
174	120510	100	16969	3512	51980	60	2373	74993
175	117905	235	16586	3492	48577	141	2410	71441
176	117212	201	16484	5828	46665	121	2405	71704
177	116175	235	16332	5948	44066	141	2394	69116
178	114451	235	16078	5683	42330	143	2428	66897
179	112782	235	15649	5989	31355	143	2431	55802
180	119673	201	16663	2596	50650	122	2432	72665
181	120888	201	16841	5449	56535	125	2487	81638
182	124900	134	17431	5160	62465	83	2472	87745
183	127532	134	17818	6203	61451	82	2449	88137
184	124550	201	17380	4902	58169	123	2440	83215
185	123676	235	17251	2306	50321	143	2435	72691
186	125367	134	17766	5910	45386	81	2401	71678
187	125543	201	17792	8667	51727	124	2464	80975
188	127127	167	18025	12540	47742	107	2546	81127
189	123262	235	17457	8053	37498	153	2599	65995
190	119945	134	16969	4473	38094	88	2614	62372
191	121863	235	17251	4243	45076	151	2566	69522
192	123437	201	17483	3290	59005	133	2643	82755
193	127544	201	18025	4080	54743	131	2608	79788
194	125433	167	17715	718	72963	108	2568	94238
195	112928	201	15876	5338	49070	129	2572	73187
196	106788	201	14973	7737	40958	130	2579	66578
197	108145	235	15173	17880	33092	149	2533	69061
198	108145	201	15173	20387	42817	128	2539	81244
199	108315	201	15198	20314	35603	124	2472	73912
200	113423	167	16002	23873	34682	103	2446	77272

IRRISS : OUTPUT DATABASE IDENTIFICATION SUMMARY

1. Codes :

Irrigation Scheme Code : ROB Configuration Code : 004
Irrigation Season Code : A Simulation Code : A01

2. Starting conditions :

Initial soil moisture (as % of Field Capacity) : 95
Initial soil salt content (Tons per hectare) : 15.0
Initial farm dam capacity (% of Full Capacity) : 80

3. Soil and IRF parameters :

Coefficient of salt leaching from the soil : 0.15
Max. rate of soil salt regeneration (kg/Ha/day): 1.00
Max. rate of rootzone percolation (mm/day) : 900
Percent. of returnflow lost to groundwater : 0
Percent. increase in returnflow salinity (%) : 200

IRRISS : WATER BALANCE SUMMARY FOR STORAGE AND DISTRIBUTION SYSTEM

No. of days = 200

Description	1000 Cu.Meters	% Total supply
1. Water diverted into canal	21763	94.34
2. Supply from water source 2	1306	5.66
3. Total water abstracted	23069	100.00
4. Canal evaporation	48	0.21
5. Canal seepage loss	3200	13.87
6. Canal reject	1257	5.45
7. Canal export	9406	40.77
8. Farm dam evaporation	27	0.12
9. Farm dam seepage loss	455	1.97
10.Total exports and losses	14393	62.39
11.Water management efficiency	63.61%	-
12.Operational efficiency	90.80%	-
13.Distrib. and storage effic.	63.50%	-
14.Ret. flow from seepage loss	3655	15.84

IRRISS : OUTPUT DATABASE IDENTIFICATION SUMMARY
****

1. Codes :

Irrigation Scheme Code : ROB Configuration Code : 004
Irrigation Season Code : A Simulation Code : A01

2. Starting conditions :

Initial soil moisture (as % of Field Capacity) : 95
Initial soil salt content (Tons per hectare) : 15.0
Initial farm dam capacity (% of Full Capacity) : 80

3. Soil and IRF parameters :

Coefficient of salt leaching from the soil : 0.15
Max. rate of soil salt regeneration (kg/Ha/day): 1.00
Max. rate of rootzone percolation (mm/day) : 900
Percent. of returnflow lost to groundwater : 0
Percent. increase in returnflow salinity (%) : 200

IRRISS : DISTRIBUTION AND STORAGE MODEL OUTPUT - DAILY TIMESERIES
****

(Units = kilograms)

KEY : W1SIN = Salt intake from water source 1 (canal).
W2SIN = Salt intake from water source 2.
TSINT = Total salt intake to scheme.
CRETS = Canal reject and export salt load.
SEEPS = Canal and farm dam seepage salt load.
FCTDS = Final canal water TDS concentration.

DAY	W1SIN	W2SIN	TSINT	CRETS	SEEPS	FCTDS
1	11052	594	11646	7319	293	110
2	10132	294	10426	6064	293	100
3	6078	437	6515	3551	285	59
4	7134	437	7571	4299	275	71
5	10716	541	11257	6703	271	95
6	13733	639	14372	8487	270	125
7	12570	678	13249	8846	274	129
8	14256	698	14954	8747	270	140
9	12775	718	13493	8089	276	136
10	12405	718	13122	7495	269	133
11	13456	763	14220	9079	279	141
12	14199	809	15008	10566	284	148
13	15829	848	16677	11267	283	163
14	13973	887	14860	8619	291	160
15	15335	933	16268	9134	276	168
16	15274	946	16220	6893	292	172
17	16247	979	17226	7661	302	178
18	17123	1050	18173	9817	311	181
19	19097	1044	20141	11239	323	192
20	20637	1122	21760	10695	341	199

DAY	W1SIN	W2SIN	TSINT	CRETS	SEEPS	FCTDS
21	20587	1142	21729	13335	356	212
22	21798	1142	22940	15928	359	213
23	24146	1135	25281	16013	364	234
24	22940	1122	24062	13015	375	219
25	22149	1122	23271	11242	390	216
26	26250	1174	27424	16761	430	233
27	25731	1253	26984	15750	444	225
28	27640	1298	28938	20108	440	237
29	25328	1266	26594	17130	444	232
30	26764	1337	28102	18882	460	244
31	26456	1370	27826	14775	475	251
32	0	1350	1350	0	486	0
33	0	1390	1390	0	468	0
34	0	1403	1403	0	454	0
35	0	1448	1448	0	439	0
36	0	1533	1533	0	419	0
37	26650	1461	28112	12152	414	258
38	27894	1324	29218	11249	436	261
39	26458	1272	27730	10651	468	250
40	27438	1253	28691	14566	491	245
41	24725	1253	25978	13777	507	230
42	23163	1285	24448	9588	519	223
43	23975	1324	25300	12174	510	227
44	24506	1279	25785	10682	516	232
45	23929	1272	25201	11371	552	230
46	25467	1266	26732	12578	529	230
47	26112	1285	27397	15207	536	235
48	26446	1227	27673	14591	567	238
49	25448	1220	26668	14197	571	232
50	24116	1103	25218	11288	590	223
51	23288	985	24273	12411	594	211
52	19916	822	20738	12477	576	183
53	17908	796	18703	9913	599	163
54	16656	933	17588	9017	591	157
55	16816	1005	17821	10408	579	150
56	17431	1083	18514	8691	575	163
57	20229	1129	21357	10873	564	182
58	20796	1142	21938	8749	527	193
59	21263	1148	22411	11615	518	197
60	22169	1153	23322	12029	508	206
61	24177	1153	25330	12174	508	216
62	24737	1102	25839	13436	516	216
63	23069	1121	24190	11552	515	215
64	22066	1127	23193	10488	513	208
65	23399	1089	24488	12597	496	212
66	23991	1038	25028	10698	495	214
67	24520	1170	25690	11968	489	210
68	25548	1250	26798	14903	492	204
69	23645	1250	24895	13935	483	195
70	26672	1272	27944	12842	491	225
71	23630	1213	24843	12400	473	196
72	23035	1177	24212	8668	482	199
73	23693	1118	24811	11498	485	193
74	24477	733	25210	12573	490	196
75	24963	743	25706	13153	487	197
76	24571	753	25324	11476	491	195
77	22311	733	23044	12343	482	183
78	21789	683	22472	9861	475	178
79	21014	678	21692	9805	462	177

DAY	W1SIN	W2SIN	TSINT	CRETS	SEEPS	FCTDS
80	21080	663	21743	9717	450	177
81	20358	736	21094	9618	440	169
82	20017	725	20742	9001	434	164
83	20660	725	21385	10289	430	170
84	17859	719	18579	8349	425	168
85	17758	692	18450	8341	419	166
86	15907	692	16599	5743	396	158
87	17410	692	18102	6656	388	170
88	16307	828	17135	6398	378	158
89	16255	695	16950	7433	363	153
90	16786	702	17488	7756	356	155
91	15985	702	16687	5950	359	149
92	15973	741	16714	7250	343	147
93	15151	755	15906	7253	340	139
94	16193	1105	17298	8145	330	144
95	17138	1076	18214	8449	320	145
96	18108	1105	19213	7494	328	150
97	18052	1037	19089	9743	326	147
98	15872	1037	16909	6984	320	139
99	15583	1037	16620	6851	319	139
100	15838	998	16836	6922	306	135
101	16649	998	17647	8409	308	137
102	16240	837	17077	7985	303	138
103	16497	821	17318	8294	297	134
104	16028	812	16840	7664	293	130
105	14680	804	15485	6181	289	133
106	13776	780	14556	5566	278	126
107	14506	854	15360	6761	255	129
108	15434	854	16287	7769	270	130
109	14497	727	15224	5952	264	126
110	15507	713	16219	7284	263	131
111	16170	720	16890	7682	263	136
112	14178	734	14912	5873	265	133
113	14279	720	14999	5975	264	131
114	14261	727	14988	6779	254	134
115	13643	698	14341	5346	253	132
116	13645	782	14426	5575	251	128
117	14549	731	15280	6075	249	128
118	14213	740	14952	6894	257	126
119	12299	723	13022	5221	258	119
120	11996	740	12736	5200	253	114
121	11937	740	12677	5375	244	109
122	12731	714	13445	5879	234	112
123	13316	623	13939	5568	230	112
124	13490	602	14091	5917	228	111
125	13439	580	14019	5868	227	109
126	12618	566	13184	5389	227	110
127	12655	566	13221	6215	220	109
128	12438	566	13004	6240	222	104
129	12038	595	12633	5021	212	104
130	12026	618	12644	5532	208	101
131	11779	596	12375	4668	208	101
132	11628	487	12115	4974	212	100
133	9544	429	9973	4143	219	85
134	8872	480	9352	4277	208	80
135	8454	516	8971	4097	201	76
136	9492	618	10110	4026	185	83
137	9780	587	10366	4345	178	85
138	10915	608	11523	4793	178	91
139	11944	572	12517	6310	181	99

DAY	W1SIN	W2SIN	TSINT	CRETS	SEEPS	FCTDS
140	11356	601	11957	5563	189	99
141	11245	587	11831	5123	188	97
142	11910	565	12475	6002	186	99
143	12626	572	13199	5935	184	103
144	11813	586	12400	5452	183	95
145	12258	541	12800	7454	184	99
146	11840	571	12411	5602	185	99
147	10603	571	11174	4133	192	94
148	10344	564	10907	4649	181	91
149	11212	564	11776	6033	175	95
150	11262	579	11841	5557	174	97
151	10996	319	11316	4818	174	95
152	11295	319	11615	5193	187	95
153	11412	323	11735	6111	191	95
154	10992	311	11303	4980	191	97
155	10996	303	11299	4605	197	99
156	11047	303	11351	5005	198	99
157	10464	315	10780	5090	199	96
158	10723	546	11270	4042	199	97
159	11391	580	11971	6097	201	99
160	11453	580	12034	5465	206	100
161	10935	580	11515	3410	214	100
162	11083	587	11670	4727	213	102
163	11737	614	12351	3168	219	107
164	11517	573	12091	4436	225	105
165	11699	429	12127	4251	229	105
166	12081	423	12504	5372	232	105
167	11743	429	12172	4916	237	103
168	10486	439	10925	3485	240	99
169	10064	461	10525	3879	238	99
170	10611	466	11077	4269	231	103
171	11086	445	11530	4504	238	103
172	11351	414	11765	4786	238	103
173	11821	429	12250	3601	240	104
174	11540	429	11969	5555	244	100
175	11505	429	11934	5324	248	102
176	11323	449	11772	5312	247	101
177	11440	419	11859	5163	246	103
178	11263	408	11671	4957	250	103
179	10749	515	11264	3781	250	101
180	11219	546	11765	5282	250	99
181	11453	559	12013	6211	255	100
182	12329	566	12894	7042	253	104
183	12724	546	13270	7112	252	105
184	12883	591	13474	6888	251	109
185	12553	515	13068	5640	252	107
186	13049	363	13412	5547	250	108
187	13431	368	13799	6716	258	111
188	13484	413	13898	6641	269	110
189	12466	386	12852	4793	275	105
190	11887	431	12318	4390	277	103
191	12553	459	13012	5289	271	107
192	12841	504	13345	6741	280	108
193	13484	545	14030	6483	277	110
194	14216	555	14771	8708	274	118
195	12956	531	13487	6543	277	120
196	12525	531	13056	6002	281	123
197	13311	516	13827	6590	279	129
198	13827	531	14358	8486	284	134
199	14057	545	14602	7619	280	136
200	14801	547	15347	7975	282	136

IRRISS : OUTPUT DATABASE IDENTIFICATION SUMMARY
****

1. Codes :

Irrigation Scheme Code : ROB Configuration Code : 004
Irrigation Season Code : A Simulation Code : A01

2. Starting conditions :

2. Starting conditions :

Initial soil moisture (as % of Field Capacity) : 95
Initial soil salt content (Tons per hectare) : 15.0
Initial farm dam capacity (% of Full Capacity) : 80

3. Soil and IRF parameters :

Coefficient of salt leaching from the soil : 0.15
Max. rate of soil salt regeneration (kg/Ha/day): 1.00
Max. rate of rootzone percolation (mm/day) : 900
Percent. of returnflow lost to groundwater : 0
Percent. increase in returnflow salinity (%) : 200

IRRISS : SALT BALANCE SUMMARY FOR STORAGE AND DISTRIBUTION SYSTEM
****

No. of days : 200

Description	Kilograms	% Total supply
1. Salt diverted into canal	3145670	95.25
2. Salt from water source 2	156769	4.75
3. Total salt load abstracted	3302441	100.00
4. Canal seepage loss	463095	14.02
5. Canal reject	201193	6.09
6. Canal export	1372909	41.57
7. Farm dam seepage loss	65509	1.98
8. Ret. load from seepage loss	1584159	47.97
9. Total ret. load to river (ie.items 4+5+7)	1785352	54.06

IRRISS : OUTPUT DATABASE IDENTIFICATION SUMMARY

1. Codes :

Irrigation Scheme Code : ROB Configuration Code : 004
Irrigation Season Code : A Simulation Code : A01

2. Starting conditions :

Initial soil moisture (as % of Field Capacity) : 95
Initial soil salt content (Tons per hectare) : 15.0
Initial farm dam capacity (% of Full Capacity) : 80

3. Soil and IRF parameters :

Coefficient of salt leaching from the soil : 0.15
Max. rate of soil salt regeneration (kg/Ha/day): 1.00
Max. rate of rootzone percolation (mm/day) : 900
Percent. of returnflow lost to groundwater : 0
Percent. increase in returnflow salinity (%) : 200

IRRISS : IRRIGATED SOIL MODEL OUTPUT - DAILY TIMESERIES

(Units = m^3)

KEY : TWAP = Total water applied. RFLO = Returnflow from soil
CWR = Crop water requirement CWC = Crop water consumption
CWD = Crop water deficit LEFT = Leaching fraction
PERC = Percolation below the root zone

DAY	TWAP	CWR	CWC	CWD	LEFT	PERC	RFLO
1	22461	11648	11648	0	0	0	0
2	39025	11648	11648	0	0	0	0
3	33968	11648	11648	0	19	6450	6450
4	28214	14561	14561	0	34	9544	9544
5	28166	17473	17473	0	25	7066	7066
6	29277	17473	17473	0	40	11831	11831
7	27704	11648	11648	0	68	18770	18770
8	27693	5824	5824	0	112	30925	30925
9	39672	8736	8736	0	114	45332	45332
10	16990	11648	11648	0	31	5342	5342
11	19100	17473	17473	0	19	3627	3627
12	18952	14561	14561	0	22	4110	4110
13	12030	14561	14561	0	34	4110	4110
14	54184	14561	14561	0	58	31265	31265
15	15982	17473	17473	0	23	3627	3627
16	40325	11739	11739	0	58	23469	23469
17	42939	15652	15652	0	64	27287	27287
18	26178	23477	23477	0	13	3368	3368
19	18987	15652	15652	0	23	4420	4420
20	36193	11739	11739	0	434	157178	157178

DAY	TWAP	CWR	CWC	CWD	LEFT	PERC	RFLO
21	29089	7826	7826	0	135	39193	39193
22	15608	23477	23477	0	22	3368	3368
23	21390	19565	19565	0	18	3894	3894
24	28525	27390	27390	0	10	2842	2842
25	9894	27390	27390	0	29	2842	2842
26	24299	35216	35216	0	7	1790	1790
27	46574	3913	3913	0	123	57359	57359
28	19768	7826	7826	0	151	29872	29872
29	15097	15652	15652	0	29	4420	4420
30	11720	15652	15652	0	38	4420	4420
31	34359	19715	19715	0	11	3894	3894
32	20962	27601	27601	0	14	2842	2842
33	17076	23658	23658	0	20	3368	3368
34	17257	31544	31544	0	13	2316	2316
35	23132	31544	31544	0	10	2316	2316
36	12332	27601	27601	0	23	2842	2842
37	42711	27601	27601	0	7	2842	2842
38	42149	27601	27601	0	7	2842	2842
39	45135	31544	31544	0	5	2316	2316
40	34157	27601	27601	0	8	2842	2842
41	29512	31544	31544	0	8	2316	2316
42	59361	11829	11829	0	25	14701	14701
43	38907	23658	23658	0	39	15249	15249
44	23260	31544	31544	0	33	7627	7627
45	64425	7886	7886	0	160	103383	103383
46	40691	11829	11829	0	93	37827	37827
47	12594	33842	33842	0	21	2607	2607
48	37870	43511	43511	0	32	12110	12110
49	23437	24173	24173	0	84	19660	19660
50	42163	24173	24173	0	9	3726	3726
51	51325	33842	33842	0	28	14570	14570
52	6524	29008	29008	0	49	3166	3166
53	34018	14504	14504	0	61	20779	20779
54	37488	9669	9669	0	194	72624	72624
55	25782	29008	29008	0	12	3166	3166
56	42711	33842	33842	0	6	2607	2607
57	66368	38677	38677	0	42	27562	27562
58	55395	38677	38677	0	30	16718	16718
59	44645	38677	38677	0	13	5968	5968
60	38565	43511	43511	0	4	1369	1369
61	39583	33842	33842	0	6	2489	2489
62	42425	38677	38677	0	5	1929	1929
63	45150	39158	39158	0	11	4748	4748
64	58644	39158	39158	0	33	19486	19486
65	40191	39158	39158	0	5	1929	1929
66	56768	29938	29938	0	46	25934	25934
67	46076	39917	39917	0	13	6159	6159
68	44714	24948	24948	0	44	19766	19766
69	29122	39917	39917	0	8	2420	2420
70	67058	54886	54886	0	1	587	587
71	35350	44906	44906	0	5	1809	1809
72	55572	24948	24948	0	112	62455	62455
73	43735	34927	34927	0	20	8808	8808
74	45503	29938	29938	0	34	15565	15565
75	38722	44906	44906	0	0	0	0
76	56532	59875	59875	0	0	0	0
77	41581	64345	64345	0	0	0	0
78	56637	29248	29248	0	0	0	0
79	54357	40946	40946	0	21	11438	11438

DAY	TWAP	CWR	CWC	CWD	LEFT	PERC	RFLO
80	53175	52646	52646	0	3	1457	1457
81	48948	58495	58495	0	0	0	0
82	49250	52646	52646	0	0	0	0
83	45961	52646	52646	0	0	0	0
84	46757	64345	64345	0	0	0	0
85	61265	58495	58495	0	0	0	0
86	53682	58969	58969	0	0	0	0
87	58629	58969	58969	0	0	0	0
88	60939	53072	53072	0	0	0	0
89	48279	58969	58969	0	0	0	0
90	39932	58969	58969	0	0	0	0
91	64877	47175	47175	0	0	0	0
92	45925	41278	41278	0	0	0	0
93	49423	53072	53072	0	0	0	0
94	53295	53072	53072	0	0	0	0
95	37853	53072	53072	0	0	0	0
96	59954	70763	70763	0	1	815	815
97	50405	64866	64866	0	4	2226	2226
98	50696	41278	41278	0	10	4973	4973
99	63955	47175	47175	0	7	4287	4287
100	48804	53072	53072	0	7	3600	3600
101	51568	47175	47175	0	8	4287	4287
102	53298	64866	64866	0	1	652	652
103	49761	58969	58969	0	3	1339	1339
104	51979	64866	64866	0	1	652	652
105	63584	53072	53072	0	3	2026	2026
106	77269	76660	76660	0	0	0	0
107	28891	58969	58969	0	2	618	618
108	51725	42345	42345	0	6	3060	3060
109	53869	54444	54444	0	1	509	509
110	49014	60493	60493	0	0	0	0
111	47129	66542	66542	0	0	0	0
112	52812	48394	48394	0	50	26612	26612
113	63766	48394	48394	0	2	1244	1244
114	45829	48394	48394	0	3	1244	1244
115	55218	54444	54444	0	1	509	509
116	53132	60493	60493	0	2	1052	1052
117	44338	54444	54444	0	4	1788	1788
118	44676	48394	48394	0	6	2523	2523
119	52046	60493	60493	0	2	1052	1052
120	56784	54444	54444	0	3	1788	1788
121	56716	66542	66542	0	1	317	317
122	51608	42345	42345	0	6	3258	3258
123	55223	60493	60493	0	0	0	0
124	52585	54444	54444	0	0	188	188
125	51595	54444	54444	0	1	462	462
126	61207	36296	36296	0	4	2667	2667
127	41363	60493	60493	0	0	0	0
128	56808	54444	54444	0	0	188	188
129	57021	66542	66542	0	0	0	0
130	46719	48394	48394	0	1	380	380
131	47165	42345	42345	0	5	2124	2124
132	39605	54444	54444	0	2	654	654
133	58405	54444	54444	0	1	654	654
134	47833	84690	84690	0	0	0	0
135	62386	48394	48394	0	0	0	0
136	58314	54444	54444	0	0	0	0
137	47770	54444	54444	0	0	0	0
138	47474	60493	60493	0	0	0	0
139	32840	65549	65549	0	11	3731	3731

DAY	TWAP	CWR	CWC	CWD	LEFT	PERC	RFLO
140	50196	35754	35754	0	5	2741	2741
141	55493	71508	71508	0	0	0	0
142	51780	53631	53631	0	0	0	0
143	56744	77467	77467	0	0	0	0
144	51471	53631	53631	0	0	0	0
145	35620	59590	59590	0	0	0	0
146	38397	83426	83426	0	0	0	0
147	74609	41713	41713	0	17	13051	13051
148	59680	35754	35754	0	5	3105	3105
149	45084	47672	47672	0	4	1635	1635
150	46446	47672	47672	0	4	1635	1635
151	27579	47672	47672	0	0	0	0
152	41483	53631	53631	0	0	0	0
153	39875	29321	29321	0	0	0	0
154	37411	47154	47154	0	0	0	0
155	48679	47154	47154	0	0	0	0
156	45400	47154	47154	0	0	0	0
157	41722	58943	58943	0	0	0	0
158	53768	53049	53049	0	0	0	0
159	33283	47154	47154	0	0	0	0
160	35848	70732	70732	0	0	0	0
161	65982	41260	41260	0	0	0	0
162	42256	41260	41260	0	0	0	0
163	63681	47154	47154	0	0	0	0
164	52352	41260	41260	0	0	0	0
165	54137	47154	47154	0	0	0	0
166	44387	53049	53049	0	0	0	0
167	46790	39218	39218	0	0	0	0
168	60222	22410	22410	0	0	0	0
169	60294	33616	33616	0	1	879	879
170	38627	42925	42925	0	4	1384	1384
171	52981	32194	32194	0	4	2377	2377
172	47022	48290	48290	0	1	636	636
173	58630	42925	42925	0	2	1133	1133
174	39271	16097	16097	0	9	3616	3616
175	47274	37559	37559	0	3	1629	1629
176	47345	32194	32194	0	4	2126	2126
177	41379	37559	37559	0	4	1629	1629
178	47017	37559	37559	0	3	1629	1629
179	56804	37559	37559	0	5	2877	2877
180	37871	32194	32194	0	9	3374	3374
181	41746	32194	32194	0	8	3374	3374
182	40953	15905	15905	0	11	4584	4584
183	40892	15905	15905	0	11	4584	4584
184	42223	23857	23857	0	9	3699	3699
185	56697	28255	28255	0	24	13880	13880
186	43267	16146	16146	0	6	2771	2771
187	30718	24218	24218	0	6	1886	1886
188	37180	20182	20182	0	6	2329	2329
189	54711	28255	28255	0	3	1444	1444
190	65635	16146	16146	0	48	31687	31687
191	39419	28255	28255	0	28	11164	11164
192	46634	24218	24218	0	48	22416	22416
193	54492	24218	24218	0	56	30274	30274
194	30404	20182	20182	0	34	10222	10222
195	38577	24218	24218	0	37	14359	14359
196	48008	24218	24218	0	50	23790	23790
197	38081	28255	28255	0	26	9826	9826
198	38078	15920	15920	0	58	22158	22158
199	38761	15920	15920	0	59	22841	22841
200	39150	13267	13267	0	66	25883	25883

IRRISS : OUTPUT DATABASE IDENTIFICATION SUMMARY

1. Codes :

Irrigation Scheme Code : ROB Configuration Code : 004
Irrigation Season Code : A Simulation Code : A01

2. Starting conditions :

Initial soil moisture (as % of Field Capacity) : 95
Initial soil salt content (Tons per hectare) : 15.0
Initial farm dam capacity (% of Full Capacity) : 80

3. Soil and IRF parameters :

Coefficient of salt leaching from the soil : 0.15
Max. rate of soil salt regeneration (kg/Ha/day): 1.00
Max. rate of rootzone percolation (mm/day) : 900
Percent. of returnflow lost to groundwater : 0
Percent. increase in returnflow salinity (%) : 200

IRRISS : WATER BALANCE SUMMARY FOR IRRIGATED SOIL SIMULATION

No. of days = 200

Description	1000 Cu.Meters	% Total applic.
1. Direct application	1393	15.99
2. Farm dam releases	7321	84.01
3. Total water applied	8714	100.00
4. Crop water requirement	7702	88.39
5. Crop water consumption	7702	88.39
6. Crop water deficit	0	0.00
7. Percolation below rootzone	1541	17.68
8. Average leaching fraction	20.11 %	-
9. Returnflow from irrig. soil	1541	17.68

IRRISS : OUTPUT DATABASE IDENTIFICATION SUMMARY

1. Codes :

Irrigation Scheme Code : ROB Configuration Code : 004
Irrigation Season Code : A Simulation Code : A01

2. Starting conditions :

Initial soil moisture (as % of Field Capacity) : 95
Initial soil salt content (Tons per hectare) : 15.0
Initial farm dam capacity (% of Full Capacity) : 80

3. Soil and IRF parameters :

Coefficient of salt leaching from the soil : 0.15
Max. rate of soil salt regeneration (kg/Ha/day): 1.00
Max. rate of rootzone percolation (mm/day) : 900
Percent. of returnflow lost to groundwater : 0
Percent. increase in returnflow salinity (%) : 200

IRRISS : SALT OUTPUT FROM IRRIGATED SOIL MODEL - DAILY TIMESERIES

(Units = kilograms)

KEY : DGAP = Gypsum application (daily average for season)
TSAP = Salt applied during irrigation.
SGEN = Salt generated in the soil.
TADS = Total soluble salt added to the soil.
SPER = Salt percolation below the rootzone.
SEQL = Salt equilibrium of irrigated areas.

DAY	DGAP	TSAP	SGEN	TADS	SPER	SEQL
1	3986	2347	897	7230	0	+7230
2	3986	3851	897	8734	0	+8734
3	3986	3353	897	8236	5319	+2917
4	3986	2698	897	7581	7869	-288
5	3986	2786	897	7669	5826	+1843
6	3986	3028	897	7911	9751	-1840
7	3986	2920	897	7803	15451	-7648
8	3986	2980	897	7863	25391	-17528
9	3986	4339	897	9222	41688	-32466
10	3986	1875	897	6758	6098	+659
11	3986	2170	897	7053	4331	+2721
12	3986	2211	897	7094	4906	+2187
13	3986	1478	897	6361	4904	+1456
14	3986	6456	897	11339	27140	-15801
15	3986	2066	897	6949	4325	+2624
16	3986	5153	897	10036	21048	-11012
17	3986	5681	897	10564	23944	-13380
18	3986	3656	897	8539	4011	+4527
19	3986	2743	897	7626	5263	+2363
20	3986	5326	897	10209	159164	-148955

DAY	DGAP	TSAP	SGEN	TADS	SPER	SEQL
21	3986	4602	897	9485	37594	-28109
22	3986	2662	897	7545	3951	+3594
23	3986	3660	897	8543	4566	+3977
24	3986	4739	897	9622	3332	+6290
25	3986	1849	897	6732	3331	+3400
26	3986	4061	897	8944	2098	+6846
27	3986	7915	897	12798	61984	-49187
28	3986	3533	897	8416	29921	-21505
29	3986	2736	897	7619	5137	+2482
30	3986	2242	897	7125	5135	+1990
31	3986	6364	897	11247	4522	+6725
32	3986	3942	897	8825	3300	+5525
33	3986	3284	897	8167	3910	+4257
34	3986	3330	897	8213	2688	+5525
35	3986	4433	897	9316	2688	+6627
36	3986	2577	897	7460	3298	+4162
37	3986	8267	897	13150	3298	+9852
38	3986	8339	897	13222	3297	+9925
39	3986	9117	897	14000	2687	+11313
40	3986	6969	897	11852	3297	+8555
41	3986	6049	897	10932	2686	+8246
42	3986	12430	897	17313	13814	+3498
43	3986	8230	897	13113	13747	-634
44	3986	4917	897	9800	8838	+962
45	3986	13772	897	18655	97757	-79102
46	3986	8660	897	13543	34499	-20956
47	3986	2607	897	7490	2999	+4490
48	3986	8101	897	12984	13922	-939
49	3986	4946	897	9829	22555	-12726
50	3986	8964	897	13847	4268	+9579
51	3986	10833	897	15716	12889	+2827
52	3986	822	897	5705	3625	+2079
53	3986	6680	897	11563	23756	-12193
54	3986	7433	897	12316	70079	-57763
55	3986	4984	897	9867	3598	+6269
56	3986	8433	897	13316	2962	+10354
57	3986	13182	897	18065	23484	-5419
58	3986	10939	897	15822	14485	+1337
59	3986	8780	897	13663	5578	+8085
60	3986	7607	897	12490	1555	+10934
61	3986	7857	897	12740	2827	+9913
62	3986	8423	897	13306	2191	+11114
63	3986	9061	897	13944	4546	+9397
64	3986	11815	897	16698	16875	-177
65	3986	8023	897	12906	2191	+10715
66	3986	11452	897	16335	22537	-6202
67	3986	9179	897	14062	5880	+8182
68	3986	8972	897	13855	17830	-3976
69	3986	5733	897	10616	2747	+7868
70	3986	13687	897	18570	666	+17904
71	3986	7006	897	11889	2054	+9835
72	3986	11098	897	15981	61555	-45575
73	3986	8557	897	13440	8287	+5152
74	3986	8967	897	13850	13498	+352
75	3986	7575	897	12458	0	+12458
76	3986	11147	897	16030	0	+16030
77	3986	8047	897	12930	0	+12930
78	3986	10869	897	15752	0	+15751
79	3986	10297	897	15180	9722	+5458

DAY	DGAP	TSAP	SGEN	TADS	SPER	SEQL
80	3986	9943	897	14826	1239	+13587
81	3986	8977	897	13860	0	+13860
82	3986	8883	897	13766	0	+13765
83	3986	8197	897	13080	0	+13079
84	3986	8226	897	13109	0	+13109
85	3986	10754	897	15637	0	+15637
86	3986	9209	897	14092	0	+14092
87	3986	10076	897	14959	0	+14959
88	3986	10306	897	15189	0	+15188
89	3986	7853	897	12736	0	+12736
90	3986	6357	897	11240	0	+11239
91	3986	10413	897	15296	0	+15296
92	3986	7199	897	12082	0	+12081
93	3986	7660	897	12543	0	+12543
94	3986	8040	897	12923	0	+12923
95	3986	5502	897	10385	0	+10385
96	3986	8954	897	13837	926	+12911
97	3986	7347	897	12230	2528	+9702
98	3986	7304	897	12187	5646	+6540
99	3986	9232	897	14115	4865	+9250
100	3986	6814	897	11697	4084	+7613
101	3986	7166	897	12049	4861	+7187
102	3986	7436	897	12319	739	+11579
103	3986	6839	897	11722	1519	+10203
104	3986	7036	897	11919	739	+11179
105	3986	8623	897	13506	2298	+11208
106	3986	10353	897	15236	0	+15236
107	3986	3708	897	8591	700	+7890
108	3986	6816	897	11699	3471	+8228
109	3986	7053	897	11936	577	+11359
110	3986	6359	897	11242	0	+11242
111	3986	6122	897	11005	0	+11004
112	3986	6892	897	11775	30142	-18367
113	3986	8326	897	13209	1406	+11802
114	3986	5925	897	10808	1406	+9401
115	3986	7143	897	12026	575	+11451
116	3986	6738	897	11621	1190	+10431
117	3986	5490	897	10373	2021	+8351
118	3986	5515	897	10398	2853	+7545
119	3986	6396	897	11279	1190	+10089
120	3986	6925	897	11808	2021	+9786
121	3986	6791	897	11674	358	+11315
122	3986	6046	897	10929	3684	+7245
123	3986	6476	897	11359	0	+11359
124	3986	6059	897	10942	213	+10730
125	3986	5844	897	10727	522	+10204
126	3986	6883	897	11766	3016	+8749
127	3986	4529	897	9412	0	+9411
128	3986	6261	897	11144	213	+10931
129	3986	6230	897	11113	0	+11113
130	3986	5001	897	9884	429	+9454
131	3986	4964	897	9847	2403	+7443
132	3986	3984	897	8867	739	+8127
133	3986	5793	897	10676	739	+9936
134	3986	4612	897	9495	0	+9495
135	3986	5946	897	10829	0	+10829
136	3986	5523	897	10406	0	+10406
137	3986	4424	897	9307	0	+9307
138	3986	4398	897	9281	0	+9280
139	3986	3003	897	7886	4226	+3659

DAY	DGAP	TSAP	SGEN	TADS	SPER	SEQL
140	3986	4699	897	9582	3104	+6478
141	3986	5204	897	10087	0	+10087
142	3986	4851	897	9734	0	+9733
143	3986	5389	897	10272	0	+10272
144	3986	4843	897	9726	0	+9726
145	3986	3270	897	8153	0	+8153
146	3986	3580	897	8463	0	+8463
147	3986	7066	897	11949	14779	-2830
148	3986	5563	897	10446	3513	+6933
149	3986	4169	897	9052	1849	+7202
150	3986	4327	897	9210	1849	+7360
151	3986	2585	897	7468	0	+7468
152	3986	3916	897	8799	0	+8799
153	3986	3763	897	8646	0	+8646
154	3986	3521	897	8404	0	+8404
155	3986	4616	897	9499	0	+9498
156	3986	4314	897	9197	0	+9197
157	3986	3968	897	8851	0	+8851
158	3986	5102	897	9985	0	+9985
159	3986	3158	897	8041	0	+8041
160	3986	3419	897	8302	0	+8301
161	3986	6384	897	11267	0	+11266
162	3986	4085	897	8968	0	+8968
163	3986	6307	897	11190	0	+11190
164	3986	5166	897	10049	0	+10049
165	3986	5373	897	10256	0	+10256
166	3986	4398	897	9281	0	+9281
167	3986	4656	897	9539	0	+9539
168	3986	6009	897	10892	0	+10892
169	3986	6028	897	10911	998	+9913
170	3986	3850	897	8733	1570	+7163
171	3986	5296	897	10179	2697	+7481
172	3986	4687	897	9570	721	+8849
173	3986	5905	897	10788	1285	+9503
174	3986	3917	897	8800	4102	+4697
175	3986	4735	897	9618	1848	+7769
176	3986	4759	897	9642	2411	+7231
177	3986	4125	897	9008	1848	+7160
178	3986	4696	897	9579	1848	+7731
179	3986	5669	897	10552	3262	+7289
180	3986	3757	897	8640	3824	+4815
181	3986	4160	897	9043	3823	+5219
182	3986	4098	897	8981	5192	+3789
183	3986	4077	897	8960	5190	+3770
184	3986	4281	897	9164	4186	+4978
185	3986	5720	897	10603	15689	-5087
186	3986	4390	897	9273	3129	+6144
187	3986	3109	897	7992	2129	+5862
188	3986	3850	897	8733	2628	+6104
189	3986	5668	897	10551	1629	+8922
190	3986	6847	897	11730	31944	-20215
191	3986	4130	897	9013	11299	-2286
192	3986	4947	897	9830	22531	-12701
193	3986	5798	897	10681	30333	-19651
194	3986	3275	897	8158	10498	-2340
195	3986	4163	897	9046	14527	-5482
196	3986	5241	897	10124	23834	-13710
197	3986	4198	897	9081	9963	-882
198	3986	4258	897	9141	22323	-13182
199	3986	4413	897	9296	22963	-13667
200	3986	4564	897	9447	25901	-16454

IRRISS : OUTPUT DATABASE IDENTIFICATION SUMMARY

1. Codes :

Irrigation Scheme Code : ROB Configuration Code : 004
Irrigation Season Code : A Simulation Code : A01

2. Starting conditions :

Initial soil moisture (as % of Field Capacity) : 95
Initial soil salt content (Tons per hectare) : 15.0
Initial farm dam capacity (% of Full Capacity) : 80

3. Soil and IRF parameters :

Coefficient of salt leaching from the soil : 0.15
Max. rate of soil salt regeneration (kg/Ha/day): 1.00
Max. rate of rootzone percolation (mm/day) : 900
Percent. of returnflow lost to groundwater : 0
Percent. increase in returnflow salinity (%) : 200

IRRISS : SALT BALANCE SUMMARY FOR IRRIGATED SOIL SIMULATION

No. of days = 200

Description	Kilograms	% Total added.
1. Gypsum application	797250	36.68
2. Salt in irrigation water	1197055	55.07
3. Salt generated in soil	179301	8.25
4. Total addit. salt in soil	2173606	100.00
5. Crop salt consumption	38511	1.77
6. Rootzone salt percolation	1531727	70.47
7. Soil salt equilibrium	+603368	-
8. Ret.load from irrigat.soil	4595180	211.41

IRRISS : OUTPUT DATABASE IDENTIFICATION SUMMARY

1. Codes :

Irrigation Scheme Code : ROB Configuration Code : 004
Irrigation Season Code : A Simulation Code : A01

2. Starting conditions :

Initial soil moisture (as % of Field Capacity) : 95
Initial soil salt content (Tons per hectare) : 15.0
Initial farm dam capacity (% of Full Capacity) : 80

3. Soil and IRF parameters :

Coefficient of salt leaching from the soil : 0.150
Max. rate of soil salt regeneration (kg/Ha/day): 1.00
Max. rate of rootzone percolation (mm/day) : 900
Percent. of returnflow lost to groundwater : 0
Percent. increase in returnflow salinity (%) : 200

IRRISS : IRRIGATION SCHEME RETURNFLOWS AND TDS - DAILY TIMESERIES

(Units : volume = m^3 . salinity = mg/l TDS)

KEY : RFLO1/RTDS1 = Returnflows from canal seepage losses.
RFLO2/RTDS2 = Returnflows from farmdam seepage losses.
RFLO3/RTDS3 = Returnflows from irrigated lands.
TRFLO/TRTDS = Total returnflows from whole scheme.

DAY	RFLO1	RTDS2	RFLO2	RTDS2	RFLO3	RTDS3	TRFLO	TRTDS
1	14774	330	2646	330	0	0	17420	330
2	14898	300	2648	330	0	0	17546	305
3	15148	177	2592	328	6450	2474	24190	806
4	14774	213	2577	319	9544	2474	26894	1025
5	16586	285	2581	313	7066	2473	26233	877
6	16154	375	2588	311	11831	2473	30573	1181
7	14328	387	2590	315	18770	2470	35688	1477
8	14973	420	2534	318	30925	2463	48432	1719
9	13812	408	2538	323	45332	2759	61682	2132
10	13714	399	2448	328	5342	3425	21503	1143
11	14033	423	2508	332	3627	3583	20168	980
12	14107	444	2519	336	4110	3581	20736	1053
13	14279	489	2491	338	4110	3580	20880	1079
14	12841	480	2524	343	31265	2604	46630	1897
15	13422	504	2346	351	3627	3577	19395	1060
16	13058	516	2415	360	23469	2691	38942	1817
17	13422	534	2411	373	27287	2632	43120	1853
18	13910	543	2386	387	3368	3573	19664	1043
19	14625	576	2411	398	4420	3572	21456	1173
20	15173	600	2479	409	157178	3038	174830	2789

DAY	RFLO1	RTDS2	RFLO2	RTDS2	RFLO3	RTDS3	TRFLO	TRTDS
21	14279	636	2494	425	39193	2878	55966	2196
22	15048	639	2463	434	3368	3519	20879	1079
23	15173	702	2468	439	3894	3518	21535	1181
24	15473	654	2480	449	2842	3517	20795	1021
25	15148	645	2512	462	2842	3517	20502	1021
26	16637	696	2688	475	1790	3517	21115	907
27	16816	675	2709	487	57359	3242	76884	2583
28	17149	711	2618	499	29872	3005	49640	2080
29	16053	696	2611	506	4420	3487	23084	1209
30	16129	732	2658	515	4420	3486	23207	1231
31	15498	753	2707	522	3894	3484	22099	1206
32	0	0	2709	538	2842	3483	5551	2046
33	0	0	2606	538	3368	3483	5974	2199
34	0	0	2526	539	2316	3483	4842	1947
35	0	0	2446	539	2316	3483	4762	1970
36	0	0	2331	539	2842	3482	5173	2156
37	15248	771	2282	539	2842	3482	20372	1123
38	15775	780	2297	564	2842	3481	20913	1123
39	15624	747	2357	591	2316	3481	20296	1041
40	16535	732	2396	610	2842	3480	21773	1077
41	15876	687	2432	621	2316	3480	20623	993
42	15273	669	2469	626	14701	2819	32443	1640
43	15599	678	2410	631	15249	2704	33258	1604
44	15599	693	2420	635	7627	3476	25646	1515
45	15298	690	2568	640	103383	2837	121249	2519
46	16281	690	2442	645	37827	2736	56550	2057
47	16408	702	2460	649	2607	3452	21475	1030
48	16408	711	2588	653	12110	3449	31106	1772
49	16129	696	2584	658	19660	3442	38374	2100
50	15901	669	2661	661	3726	3437	22287	1131
51	16306	630	2679	662	14570	2654	33555	1511
52	16002	549	2606	659	3166	3435	21774	982
53	16154	489	2737	654	20779	3430	39670	2041
54	15599	471	2752	642	72624	2895	90975	2411
55	16484	450	2748	630	3166	3409	22398	890
56	15725	489	2772	620	2607	3409	21104	867
57	16433	543	2764	609	27562	2556	46759	1734
58	15927	576	2599	604	16718	2599	35244	1538
59	15952	588	2569	601	5968	2804	24489	1129
60	15901	615	2523	601	1369	3408	19793	806
61	16535	645	2515	602	2489	3408	21538	959
62	16918	645	2534	606	1929	3408	21381	890
63	15851	642	2515	610	4748	2873	23114	1097
64	15674	621	2494	613	19486	2598	37654	1644
65	16306	633	2406	614	1929	3408	20641	890
66	16484	642	2396	616	25934	2607	44815	1778
67	17251	627	2353	619	6159	2864	25763	1161
68	18415	612	2361	620	19766	2706	40542	1633
69	17922	582	2324	619	2420	3405	22666	887
70	17508	672	2370	617	587	3406	20465	744
71	17818	585	2261	623	1809	3406	21888	822
72	17020	597	2316	620	62455	2957	81791	2400
73	18051	579	2343	617	8808	2823	29202	1259
74	18363	588	2380	613	15565	2602	36308	1453
75	18728	588	2375	610	0	0	21103	590
76	18623	582	2406	608	0	0	21029	585
77	18025	546	2374	605	0	0	20399	553
78	17999	534	2358	600	0	0	20357	542
79	17457	531	2328	592	11438	2550	31222	1275

DAY	RFLO1	RTDS2	RFLO2	RTDS2	RFLO3	RTDS3	TRFLO	TRTDS
80	17612	528	2292	585	1457	2552	21360	672
81	17818	504	2269	578	0	0	20087	512
82	17948	492	2269	569	0	0	20217	501
83	17870	510	2287	560	0	0	20157	516
84	15725	501	2287	554	0	0	18012	508
85	15826	495	2271	549	0	0	18097	502
86	14898	471	2169	544	0	0	17067	480
87	15148	507	2164	535	0	0	17312	510
88	15273	471	2121	532	0	0	17394	478
89	15725	456	2068	523	0	0	17793	464
90	16028	462	2057	515	0	0	18085	468
91	15775	447	2099	509	0	0	17874	454
92	15977	441	2044	500	0	0	18021	448
93	16028	417	2055	493	0	0	18083	426
94	16535	432	2029	484	0	0	18564	438
95	17380	435	1990	478	0	0	19370	439
96	17870	447	2063	473	815	3407	20748	566
97	18181	438	2067	469	2226	3407	22475	735
98	16790	417	2042	466	4973	3406	23805	1046
99	16484	417	2065	460	4287	3404	22836	982
100	17251	405	2005	454	3600	3403	22855	882
101	17870	411	2049	447	4287	3402	24206	944
102	17430	411	2038	443	652	3401	20121	511
103	18103	402	2011	439	1339	3402	21453	593
104	18129	390	2006	435	652	3401	20787	489
105	16230	399	2007	429	2026	3403	20262	702
106	16205	375	1947	425	0	0	18152	380
107	16535	387	1815	418	618	3402	18968	488
108	17457	390	1939	414	3060	3403	22456	803
109	16918	378	1914	411	509	3404	19340	461
110	17406	393	1926	406	0	0	19332	394
111	17483	408	1933	404	0	0	19416	408
112	15674	399	1949	405	26612	3398	44235	2203
113	16028	393	1942	404	1244	3392	19214	588
114	15649	402	1874	403	1244	3392	18767	600
115	15198	396	1870	403	509	3393	17576	483
116	15674	384	1854	402	1052	3393	18581	556
117	16714	384	1857	399	1788	3393	20359	650
118	16586	378	1925	397	2523	3392	21034	741
119	15198	357	1943	395	1052	3392	18194	537
120	15473	342	1934	390	1788	3392	19194	631
121	16104	327	1895	384	317	3390	18316	386
122	16714	336	1856	376	3258	3392	21828	795
123	17493	336	1852	370	0	0	19335	339
124	17870	333	1860	365	188	3396	19918	365
125	18129	327	1876	360	462	3395	20466	399
126	16867	330	1904	355	2667	3393	21438	713
127	17072	327	1860	351	0	0	18932	329
128	17586	312	1893	348	188	3397	19667	345
129	17020	312	1834	344	0	0	18854	315
130	17508	303	1824	339	380	3393	19711	366
131	17149	303	1855	333	2124	3394	21128	616
132	17097	300	1923	328	654	3394	19673	406
133	16510	255	2011	324	654	3394	19175	369
134	16306	240	1973	315	0	0	18279	248
135	16357	228	1962	306	0	0	18319	236
136	16816	249	1864	296	0	0	18680	254
137	16918	255	1839	288	0	0	18757	258
138	17637	273	1865	283	0	0	19502	274
139	17741	297	1908	282	3731	3398	23380	791

DAY	RFLO1	RTDS2	RFLO2	RTDS2	RFLO3	RTDS3	TRFLO	TRTDS
140	16867	297	1975	284	2741	3397	21583	690
141	17046	291	1954	286	0	0	19000	290
142	17689	297	1926	287	0	0	19615	296
143	18025	309	1897	288	0	0	19922	307
144	18285	285	1867	291	0	0	20152	286
145	18207	297	1883	291	0	0	20090	296
146	17586	297	1883	291	0	0	19469	296
147	16586	282	1956	292	13051	3397	31593	1570
148	16714	273	1855	291	3105	3394	21674	722
149	17354	285	1805	288	1635	3394	20794	530
150	17072	291	1790	288	1635	3394	20497	538
151	17020	285	1795	289	0	0	18815	285
152	17483	285	1929	288	0	0	19412	285
153	17663	285	1971	288	0	0	19634	285
154	16663	291	1972	288	0	0	18635	291
155	16332	297	2029	288	0	0	18361	296
156	16408	297	2037	290	0	0	18445	296
157	16028	288	2042	291	0	0	18070	288
158	16256	291	2041	290	0	0	18297	291
159	16918	297	2061	291	0	0	18979	296
160	16841	300	2107	291	0	0	18948	299
161	16078	300	2175	293	0	0	18253	299
162	15977	306	2160	294	0	0	18137	305
163	16129	321	2210	296	0	0	18339	318
164	16129	315	2237	300	0	0	18366	313
165	16383	315	2256	302	0	0	18639	313
166	16918	315	2275	304	0	0	19193	314
167	16765	309	2307	306	0	0	19072	309
168	15574	297	2340	306	0	0	17914	298
169	14948	297	2327	305	879	3404	18154	448
170	15148	309	2268	304	1384	3405	18799	536
171	15826	309	2331	305	2377	3404	20534	667
172	16205	309	2318	305	636	3404	19159	411
173	16714	312	2336	306	1133	3404	20182	485
174	16969	300	2373	307	3616	3403	22957	790
175	16586	306	2410	306	1629	3403	20625	551
176	16484	303	2405	306	2126	3402	21015	617
177	16332	309	2394	306	1629	3403	20355	556
178	16078	309	2428	307	1629	3402	20135	559
179	15649	303	2431	307	2877	3401	20957	729
180	16663	297	2432	306	3374	3401	22469	764
181	16841	300	2487	306	3374	3400	22702	761
182	17431	312	2472	305	4584	3398	24487	889
183	17818	315	2449	306	4584	3396	24851	882
184	17380	327	2440	307	3699	3395	23519	807
185	17251	321	2435	309	13880	3391	33566	1590
186	17766	324	2401	310	2771	3387	22938	693
187	17792	333	2464	312	1886	3387	22142	591
188	18025	330	2546	314	2329	3387	22900	639
189	17457	315	2599	316	1444	3386	21500	521
190	16969	309	2614	316	31687	3024	51270	1988
191	17251	321	2566	315	11164	3036	30981	1299
192	17483	324	2643	316	22416	3015	42542	1742
193	18025	330	2608	317	30274	3006	50906	1921
194	17715	354	2568	318	10222	3081	30505	1265
195	15876	360	2572	321	14359	3035	32807	1528
196	14973	369	2579	324	23790	3006	41342	1883
197	15173	387	2533	328	9826	3042	27532	1329
198	15173	402	2539	333	22158	3022	39870	1854
199	15198	408	2472	338	22841	3016	40511	1874
200	16002	408	2446	343	25883	3002	44331	1919

IRRISS : WATER BALANCE SUMMARY FOR THE ENTIRE IRRIGATION SCHEME
****

No. of days = 200

Description	1000 Cu.Meters	% Total intake
1. Diversion into the canal	21763	-
2. Canal export	9406	-
3. Supply from the canal (WS1)	12357	90.44
4. Supply from water source 2	1306	9.56
5. Total scheme water intake	13663	100.00
6. Canal evaporation	48	0.35
7. Canal seepage loss	3200	23.42
8. Canal reject	1257	9.20
9. Farm dam evaporation	27	0.20
10. Farm dam seepage loss	455	3.33
11. Total losses (items 6-10)	4987	36.50
12. Seepage lost to g/water	0	0.00
13. Ret. flow from seepage loss	3655	26.75
14. Water management efficiency	63.61%	-
15. Operational efficiency	90.80%	-
16. Distrib. and storage effic.	63.50%	-
17. Direct application	1393	10.20
18. Farm dam releases	7321	53.58
19. Total water applied	8714	63.78
20. Crop water requirement	7702	56.37
21. Crop water consumption	7702	56.37
22. Crop water deficit	0	0.00
23. Percolation below rootzone	1541	11.28
24. Percolate lost to g/water	0	0.00
25. Average leaching fraction	20.11%	-
26. Returnflow from irrig. soil	1541	11.28
27. Total scheme returnflow	5196	38.03

NOTE:

Water management efficiency = A/B+(C-D) * 100
Operational efficiency = (B-E)/A * 100
Distrib. and storage effic. = (B-F)/A * 100

Where A = Total water applied (item 19)
B = Total water intake (item 5)
C = Initial farm dam storage
D = Final farm dam storage
E = Canal reject (item 8)
F = Total losses (item 11)

IRRISS : SALT BALANCE SUMMARY FOR THE ENTIRE IRRIGATION SCHEME
****

No. of days : 200

Description	Kilograms	% Total addit.
1. Salt diverted into canal	3145670	144.72
2. Salt from water source 2	156769	7.21
3. Total salt abstracted (1+2)	3302441	151.93
4. Canal export	1372909	63.16
5. Canal reject	201193	9.26
6. Total exports and rejects	1574102	72.42
7. Canal seepage loss	463095	21.31
8. Farm dam seepage loss	65509	3.01
9. Total seepage losses	528604	24.32
10.Salt flux in delivery zone	1055555	48.56
11.Ret. load from seepage loss	1584159	72.88
12.Salt in irrigation water	1197055	55.07
13.Gypsum application	797250	36.68
14.Salt generated in soil	179301	8.25
15.Total addit. salt in soil	2173606	100.00
16.Crop salt consumption	38511	1.77
17.Rootzone salt percolation	1531727	70.47
18.Salt flux in delivery zone	3063453	140.94
19.Soil salt equilibrium	+603368	-
20.Ret.load from irrigat.soil	4595180	211.41
21.Total scheme return load	6179339	284.29

IRRISS : CONFIGURING THE IRRIGATION SCHEME AS A MODELLING UNIT

****

Irrigation scheme name : ROBERTSON
Irrigation scheme code : ROB
Configuration code : 005

1. Irrigation scheme characteristics :

Total area = 1063.8 hectare
Number of different water supply sources = 2
Average rainfall salinity = 0 mg/l TDS

2. Irrigation water management :

Crop name	Area	% Irrig. water source: Canal	River	Addit.	Irrigation cycle: Days on	Days off
Vines	694.7	96.1	3.9	0	5	2
Pasture	156.6	77.4	22.6	0	5	2
Maize	47.4	45.6	54.4	0	1	4
Deciduous fruit	135.1	83.2	16.8	0	5	2
Tomatoes	30.1	100	0	0	5	2

3. Irrigation application techniques :

Crop name	% Irrig. application techniques and nozzle densities: C.Pivot	Spray	Flood	Drip	No/Ha	Micro	No/Ha
Vines	0	0	.84	87.31	4098	11.85	3415
Pasture	5.06	89.33	5.61	0	0	0	0
Maize	54.43	45.57	0	0	0	0	0
Deciduous fruit	0	0	18.88	71.13	3636	9.99	806
Tomatoes	0	0	0	100	8333	0	0

4. Soil classification and gypsum applications :

Water source	Soil class	Soil depth (cm)	Gypsum application: Area (Ha)	Rate (T/Ha)
Canal	Sandy clay loam	90	475.5	1.5
River	Sandy clay	90	56	1.5

5. Canals specifications :

Length = 12.85 km
Average width = 2.613 m
Flow to wetted perimeter ratio = 1: 3.656 m^3/s : m
Transmission losses = 3.13 l/s/m^2 of canal lining

6. Farm dam specifications :

Total capacity = .553305 mill. cu. meters
Seepage loss rate = .5977 % previous days storage
Capacity to surface area ratio = 1: 50.117 mill. cu. meters : Ha

IRRISS : OUTPUT DATABASE IDENTIFICATION SUMMARY

****

1. Codes :

Irrigation Scheme Code : ROB Configuration Code : 005
Irrigation Season Code : A Simulation Code : A01

2. Starting conditions :

Initial soil moisture (as % of Field Capacity) : 95
Initial soil salt content (Tons per hectare) : 15.0
Initial farm dam capacity (% of Full Capacity) : 80

3. Soil and IRF parameters :

Coefficient of salt leaching from the soil : 0.15
Max. rate of soil salt regeneration (kg/Ha/day): 1.00
Max. rate of rootzone percolation (mm/day) : 900
Percent. of returnflow lost to groundwater : 0.
Percent. increase in returnflow salinity (%) : 200

IRRISS : WATER BALANCE SUMMARY FOR THE ENTIRE IRRIGATION SCHEME
****

No. of days = 200

Description	1000 Cu.Meters	% Total intake
1. Diversion into the canal	21763	-
2. Canal export	9406	-
3. Supply from the canal (WS1)	12357	90.44
4. Supply from water source 2	1306	9.56
5. Total scheme water intake	13663	100.00
6. Canal evaporation	48	0.35
7. Canal seepage loss	3200	23.42
8. Canal reject	1257	9.20
9. Farm dam evaporation	27	0.20
10. Farm dam seepage loss	455	3.33
11. Total losses (items 6-10)	4987	36.50
12. Seepage lost to g/water	0	0.00
13. Ret. flow from seepage loss	3655	26.75
14. Water management efficiency	63.61%	-
15. Operational efficiency	90.80%	-
16. Distrib. and storage effic.	63.50%	-
17. Direct application	1393	10.20
18. Farm dam releases	7321	53.58
19. Total water applied	8714	63.78
20. Crop water requirement	7702	56.37
21. Crop water consumption	7702	56.37
22. Crop water deficit	0	0.00
23. Percolation below rootzone	1632	11.94
24. Percolate lost to g/water	0	0.00
25. Average leaching fraction	21.22%	-
26. Returnflow from irrig. soil	1632	11.94
27. Total scheme returnflow	5287	38.70

NOTE:

Water management efficiency = A/B+(C-D) * 100
Operational efficiency = (B-E)/A * 100
Distrib. and storage effic. = (B-F)/A * 100

Where A = Total water applied (item 19)
B = Total water intake (item 5)
C = Initial farm dam storage
D = Final farm dam storage
E = Canal reject (item 8)
F = Total losses (item 11)

IRRISS : SALT BALANCE SUMMARY FOR THE ENTIRE IRRIGATION SCHEME
****

No. of days : 200

Description	Kilograms	% Total addit.
1. Salt diverted into canal	3145670	142.69
2. Salt from water source 2	156769	7.11
3. Total salt abstracted (1+2)	3302441	149.81
4. Canal export	1372909	62.28
5. Canal reject	201193	9.13
6. Total exports and rejects	1574102	71.40
7. Canal seepage loss	463095	21.01
8. Farm dam seepage loss	65509	2.97
9. Total seepage losses	528604	23.98
10.Salt flux in delivery zone	1055555	47.88
11.Ret. load from seepage loss	1584159	71.86
12.Salt in irrigation water	1197055	54.30
13.Gypsum application	797250	36.16
14.Salt generated in soil	210178	9.53
15.Total addit. salt in soil	2204483	100.00
16.Crop salt consumption	38511	1.75
17.Rootzone salt percolation	1883821	85.45
18.Salt flux in delivery zone	3767644	170.91
19.Soil salt equilibrium	+282151	-
20.Ret.load from irrigat.soil	5651465	256.36
21.Total scheme return load	7235624	328.22

IRRISS : CONFIGURING THE IRRIGATION SCHEME AS A MODELLING UNIT
****

Irrigation scheme name : ROBERTSON
Irrigation scheme code : ROB
Configuration code : 006

1. Irrigation scheme characteristics :

Total area = 1063.8 hectare
Number of different water supply sources = 2
Average rainfall salinity = 0 mg/l TDS

2. Irrigation water management :

Crop name	Area	% Irrig. water source: Canal	River	Addit.	Irrigation cycle: Days on	Days off
Vines	694.7	96.1	3.9	0	5	2
Pasture	156.6	77.4	22.6	0	5	2
Maize	47.4	45.6	54.4	0	1	4
Deciduous fruit	135.1	83.2	16.8	0	5	2
Tomatoes	30.1	100	0	0	5	2

3. Irrigation application techniques :

Crop name	% Irrig. application techniques and nozzle densities: C.Pivot	Spray	Flood	Drip	No/Ha	Micro	No/Ha
Vines	0	19.44	0	68.71	4098	11.85	3415
Pasture	5.06	89.33	5.61	0	0	0	0
Maize	54.43	45.57	0	0	0	0	0
Deciduous fruit	0	6.07	0	83.94	3636	9.99	806
Tomatoes	0	1.99	0	98.01	8333	0	0

4. Soil classification and gypsum applications :

Water source	Soil class	Soil depth (cm)	Gypsum application: Area (Ha)	Rate (T/Ha)
Canal	Sandy clay loam	90	475.5	1.5
River	Sandy clay	90	56	1.5

5. Canals specifications :

Length = 12.85 km
Average width = 2.613 m
Flow to wetted perimeter ratio = 1: 3.656 m^3/s : m
Transmission losses = 3.13 l/s/m^2 of canal lining

6. Farm dam specifications :

Total capacity = .553305 mill. cu. meters
Seepage loss rate = .5977 % previous days storage
Capacity to surface area ratio = 1: 50.117 mill. cu. meters : Ha

IRRISS : OUTPUT DATABASE IDENTIFICATION SUMMARY

****

1. Codes :

Irrigation Scheme Code :	ROB	Configuration Code :	006
Irrigation Season Code :	A	Simulation Code :	A01

2. Starting conditions :

Initial soil moisture (as % of Field Capacity) :	95
Initial soil salt content (Tons per hectare) :	15.0
Initial farm dam capacity (% of Full Capacity) :	80

3. Soil and IRF parameters :

Coefficient of salt leaching from the soil :	0.15
Max. rate of soil salt regeneration (kg/Ha/day):	1.00
Max. rate of rootzone percolation (mm/day) :	900
Percent. of returnflow lost to groundwater :	0
Percent. increase in returnflow salinity (%) :	200

IRRISS : WATER BALANCE SUMMARY FOR THE ENTIRE IRRIGATION SCHEME
****

No. of days = 200

Description	1000 Cu.Meters	% Total intake
1. Diversion into the canal	21763	-
2. Canal export	9406	-
3. Supply from the canal (WS1)	12357	90.44
4. Supply from water source 2	1306	9.56
5. Total scheme water intake	13663	100.00
6. Canal evaporation	48	0.35
7. Canal seepage loss	3200	23.42
8. Canal reject	1257	9.20
9. Farm dam evaporation	27	0.20
10. Farm dam seepage loss	455	3.33
11. Total losses (items 6-10)	4987	36.50
12. Seepage lost to g/water	0	0.00
13. Ret. flow from seepage loss	3655	26.75
14. Water management efficiency	63.61%	-
15. Operational efficiency	90.80%	-
16. Distrib. and storage effic.	63.50%	-
17. Direct application	1393	10.20
18. Farm dam releases	7321	53.58
19. Total water applied	8714	63.78
20. Crop water requirement	7702	56.37
21. Crop water consumption	7702	56.37
22. Crop water deficit	0	0.00
23. Percolation below rootzone	1558	11.40
24. Percolate lost to g/water	0	0.00
25. Average leaching fraction	20.32%	-
26. Returnflow from irrig. soil	1558	11.40
27. Total scheme returnflow	5213	38.15

NOTE:

Water management efficiency = A/B+(C-D) * 100
Operational efficiency = (B-E)/A * 100
Distrib. and storage effic. = (B-F)/A * 100

Where A = Total water applied (item 19)
B = Total water intake (item 5)
C = Initial farm dam storage
D = Final farm dam storage
E = Canal reject (item 8)
F = Total losses (item 11)

IRRISS : SALT BALANCE SUMMARY FOR THE ENTIRE IRRIGATION SCHEME
****

No. of days : 200

Description	Kilograms	% Total addit.
1. Salt diverted into canal	3145670	144.33
2. Salt from water source 2	156769	7.19
3. Total salt abstracted (1+2)	3302441	151.52
4. Canal export	1372909	62.99
5. Canal reject	201193	9.23
6. Total exports and rejects	1574102	72.22
7. Canal seepage loss	463095	21.25
8. Farm dam seepage loss	65509	3.01
9. Total seepage losses	528604	24.25
10.Salt flux in delivery zone	1055555	48.43
11.Ret. load from seepage loss	1584159	72.68
12.Salt in irrigation water	1197055	54.92
13.Gypsum application	797250	36.58
14.Salt generated in soil	185183	8.50
15.Total addit. salt in soil	2179488	100.00
16.Crop salt consumption	38511	1.77
17.Rootzone salt percolation	1596476	73.25
18.Salt flux in delivery zone	3192953	146.50
19.Soil salt equilibrium	+544501	-
20.Ret.load from irrigat.soil	4789429	219.75
21.Total scheme return load	6373588	292.44

IRRISS : CONFIGURING THE IRRIGATION SCHEME AS A MODELLING UNIT

Irrigation scheme name : ROBERTSON
Irrigation scheme code : ROB
Configuration code : 007

1. Irrigation scheme characteristics :

Total area	= 1063.8	hectare
Number of different water supply sources	= 2	
Average rainfall salinity	= 0	mg/l TDS

2. Irrigation water management :

Crop name	Area	% Irrig. water source: Canal	River	Addit.	Irrigation cycle: Days on	Days off
Vines	694.7	96.1	3.9	0	5	2
Pasture	156.6	77.4	22.6	0	5	2
Maize	47.4	45.6	54.4	0	1	4
Deciduous fruit	135.1	83.2	16.8	0	5	2
Tomatoes	30.1	100	0	0	5	2

3. Irrigation application techniques :

Crop name	% Irrig. application techniques and nozzle densities: C.Pivot	Spray	Flood	Drip	No/Ha	Micro	No/Ha
Vines	0	20.28	0	67.87	4098	11.5	3415
Pasture	5.06	94.94	0	0	0	0	0
Maize	54.43	45.57	0	0	0	0	0
Deciduous fruit	0	24.95	0	65.06	3636	9.99	806
Tomatoes	0	1.99	0	98.01	8333	0	0

4. Soil classification and gypsum applications :

Water source	Soil class	Soil depth (cm)	Gypsum application: Area (Ha)	Rate (T/Ha)
Canal	Sandy clay loam	90	475.5	1.5
River	Sandy clay	90	56	1.5

5. Canals specifications :

Length	= 12.85	km
Average width	= 2.613	m
Flow to wetted perimeter ratio	= 1: 3.656	m^3/s : m
Transmission losses	= 3.13	l/s/m^2 of canal lining

6. Farm dam specifications :

Total capacity	= .553305	mill. cu. meters
Seepage loss rate	= .5977	% previous days storage
Capacity to surface area ratio	= 1: 50.117	mill. cu. meters : Ha

IRRISS : OUTPUT DATABASE IDENTIFICATION SUMMARY

****

1. Codes :

Irrigation Scheme Code :	ROB	Configuration Code :	007
Irrigation Season Code :	A	Simulation Code :	A02

2. Starting conditions :

Initial soil moisture (as % of Field Capacity) :	95
Initial soil salt content (Tons per hectare) :	15.0
Initial farm dam capacity (% of Full Capacity) :	80

3. Soil and IRF parameters :

Coefficient of salt leaching from the soil :	0.15
Max. rate of soil salt regeneration (kg/Ha/day):	1.00
Max. rate of rootzone percolation (mm/day) :	900
Percent. of returnflow lost to groundwater :	0
Percent. increase in returnflow salinity (%) :	200

IRRISS : WATER BALANCE SUMMARY FOR THE ENTIRE IRRIGATION SCHEME

****

No. of days = 200

Description	1000 Cu.Meters	% Total intake
1. Diversion into the canal	21763	-
2. Canal export	9406	-
3. Supply from the canal (WS1)	12357	90.44
4. Supply from water source 2	1306	9.56
5. Total scheme water intake	13663	100.00
6. Canal evaporation	48	0.35
7. Canal seepage loss	3200	23.42
8. Canal reject	1257	9.20
9. Farm dam evaporation	27	0.20
10. Farm dam seepage loss	455	3.33
11. Total losses (items 6-10)	4987	36.50
12. Seepage lost to g/water	0	0.00
13. Ret. flow from seepage loss	3655	26.75
14. Water management efficiency	63.61%	-
15. Operational efficiency	90.80%	-
16. Distrib. and storage effic.	63.50%	-
17. Direct application	1393	10.20
18. Farm dam releases	7321	53.58
19. Total water applied	8714	63.78
20. Crop water requirement	7702	56.37
21. Crop water consumption	7702	56.37
22. Crop water deficit	0	0.00
23. Percolation below rootzone	1537	11.25
24. Percolate lost to g/water	0	0.00
25. Average leaching fraction	20.06%	-
26. Returnflow from irrig. soil	1537	11.25
27. Total scheme returnflow	5192	38.00

NOTE:

Water management efficiency = A/B+(C-D) * 100
Operational efficiency = (B-E)/A * 100
Distrib. and storage effic. = (B-F)/A * 100

Where A = Total water applied (item 19)
B = Total water intake (item 5)
C = Initial farm dam storage
D = Final farm dam storage
E = Canal reject (item 8)
F = Total losses (item 11)

IRRISS : SALT BALANCE SUMMARY FOR THE ENTIRE IRRIGATION SCHEME
****

No. of days : 200

Description	Kilograms	% Total addit.
1. Salt diverted into canal	3145670	144.81
2. Salt from water source 2	156769	7.22
3. Total salt abstracted (1+2)	3302441	152.03
4. Canal export	1372909	63.20
5. Canal reject	201193	9.26
6. Total exports and rejects	1574102	72.46
7. Canal seepage loss	463095	21.32
8. Farm dam seepage loss	65509	3.02
9. Total seepage losses	528604	24.33
10.Salt flux in delivery zone	1055555	48.59
11.Ret. load from seepage loss	1584159	72.93
12.Salt in irrigation water	1197055	55.11
13.Gypsum application	797250	36.70
14.Salt generated in soil	177996	8.19
15.Total addit. salt in soil	2172301	100.00
16.Crop salt consumption	38511	1.77
17.Rootzone salt percolation	1517469	69.86
18.Salt flux in delivery zone	3034939	139.71
19.Soil salt equilibrium	+616321	-
20.Ret.load from irrigat.soil	4552408	209.57
21.Total scheme return load	6136567	282.49

IRRISS : CONFIGURING THE IRRIGATION SCHEME AS A MODELLING UNIT
****

Irrigation scheme name : ROBERTSON
Irrigation scheme code : ROB
Configuration code : 005

1. Irrigation scheme characteristics :

Total area = 1063.8 hectare
Number of different water supply sources = 2
Average rainfall salinity = 0 mg/l TDS

2. Irrigation water management :

Crop name	Area	% Irrig. water source: Canal	River	Addit.	Irrigation cycle: Days on	Days off
Vines	694.7	96.1	3.9	0	5	2
Pasture	156.6	77.4	22.6	0	5	2
Maize	47.4	45.6	54.4	0	1	4
Deciduous fruit	135.1	83.2	16.8	0	5	2
Tomatoes	30.1	100	0	0	5	2

3. Irrigation application techniques :

Crop name	% Irrig. application techniques and nozzle densities: C.Pivot	Spray	Flood	Drip	No/Ha	Micro	No/Ha
Vines	0	19.44	.84	67.87	4098	11.85	3415
Pasture	5.06	89.33	5.61	0	0	0	0
Maize	54.43	45.57	0	0	0	0	0
Deciduous fruit	0	6.07	18.88	65.06	3636	9.99	806
Tomatoes	0	1.99	0	98.01	8333	0	0

4. Soil classification and gypsum applications :

Water source	Soil class	Soil depth (cm)	Gypsum application: Area (Ha)	Rate (T/Ha)
Canal	Sandy clay loam	90	475.5	1.5
River	Sandy clay	90	56	1.5

5. Canals specifications :

Length = 12.85 km
Average width = 2.613 m
Flow to wetted perimeter ratio = 1: 3.656
Transmission losses = [0] m^3/s : m l/s/m^2 of canal lining

6. Farm dam specifications :

Total capacity = .553305 mill. cu. meters
Seepage loss rate = .5977 % previous days storage
Capacity to surface area ratio = 1: 50.117

IRRISS : OUTPUT DATABASE IDENTIFICATION SUMMARY

****

1. Codes :

Irrigation Scheme Code :	ROB	Configuration Code :	005
Irrigation Season Code :	A	Simulation Code :	A01

2. Starting conditions :

Initial soil moisture (as % of Field Capacity) :	95
Initial soil salt content (Tons per hectare) :	15.0
Initial farm dam capacity (% of Full Capacity) :	80

3. Soil and IRF parameters :

Coefficient of salt leaching from the soil :	0.15
Max. rate of soil salt regeneration (kg/Ha/day):	1.00
Max. rate of rootzone percolation (mm/day) :	900
Percent. of returnflow lost to groundwater :	0
Percent. increase in returnflow salinity (%) :	200

IRRISS : WATER BALANCE SUMMARY FOR THE ENTIRE IRRIGATION SCHEME

****

No. of days = 200

Description	1000 Cu.Meters	% Total intake
1. Diversion into the canal	21763	-
2. Canal export	12606	-
3. Supply from the canal (WS1)	9157	87.52
4. Supply from water source 2	1306	12.48
5. Total scheme water intake	10463	100.00
6. Canal evaporation	48	0.46
7. Canal seepage loss	0	0.00
8. Canal reject	1257	12.01
9. Farm dam evaporation	27	0.26
10. Farm dam seepage loss	455	4.35
11. Total losses (items 6-10)	1787	17.08
12. Seepage lost to g/water	0	0.00
13. Ret. flow from seepage loss	455	4.35
14. Water management efficiency	83.00%	-
15. Operational efficiency	87.99%	-
16. Distrib. and storage effic.	82.92%	-
17. Direct application	1393	13.31
18. Farm dam releases	7321	69.97
19. Total water applied	8714	83.28
20. Crop water requirement	7702	73.61
21. Crop water consumption	7702	73.61
22. Crop water deficit	0	0.00
23. Percolation below rootzone	1541	14.73
24. Percolate lost to g/water	0	0.00
25. Average leaching fraction	20.11%	-
26. Returnflow from irrig. soil	1541	14.73
27. Total scheme returnflow	1996	19.08

NOTE:

Water management efficiency = A/B+(C-D) * 100
Operational efficiency = (B-E)/A * 100
Distrib. and storage effic. = (B-F)/A * 100

Where A = Total water applied (item 19)
B = Total water intake (item 5)
C = Initial farm dam storage
D = Final farm dam storage
E = Canal reject (item 8)
F = Total losses (item 11)

IRRISS : SALT BALANCE SUMMARY FOR THE ENTIRE IRRIGATION SCHEME
****

No. of days : 200

Description	Kilograms	% Total addit.
1. Salt diverted into canal	3145670	144.72
2. Salt from water source 2	156769	7.21
3. Total salt abstracted (1+2)	3302441	151.93
4. Canal export	1835916	84.46
5. Canal reject	201164	9.25
6. Total exports and rejects	2037080	93.72
7. Canal seepage loss	0	0.00
8. Farm dam seepage loss	65509	3.01
9. Total seepage losses	65509	3.01
10.Salt flux in delivery zone	131017	6.03
11.Ret. load from seepage loss	196526	9.04
12.Salt in irrigation water	1197050	55.07
13.Gypsum application	797250	36.68
14.Salt generated in soil	179301	8.25
15.Total addit. salt in soil	2173601	100.00
16.Crop salt consumption	38511	1.77
17.Rootzone salt percolation	1531727	70.47
18.Salt flux in delivery zone	3063452	140.94
19.Soil salt equilibrium	+603363	-
20.Ret.load from irrigat.soil	4595179	211.41
21.Total scheme return load	4791705	220.45

IRRISS : CONFIGURING THE IRRIGATION SCHEME AS A MODELLING UNIT

Irrigation scheme name : ROBERTSON
Irrigation scheme code : ROB
Configuration code : 006

1. Irrigation scheme characteristics :

Total area	= 1063.8	hectare
Number of different water supply sources	= 2	
Average rainfall salinity	= 0	mg/l TDS

2. Irrigation water management :

Crop name	Area	% Irrig. water source: Canal	River	Addit.	Irrigation cycle: Days on	Days off
Vines	694.7	96.1	3.9	0	5	2
Pasture	156.6	77.4	22.6	0	5	2
Maize	47.4	45.6	54.4	0	1	4
Deciduous fruit	135.1	83.2	16.8	0	5	2
Tomatoes	30.1	100	0	0	5	2

3. Irrigation application techniques :

Crop name	% Irrig. application techniques and nozzle densities: C.Pivot	Spray	Flood	Drip	No/Ha	Micro	No/Ha
Vines	0	19.44	.84	67.87	4098	11.85	3415
Pasture	5.06	89.33	5.61	0	0	0	0
Maize	54.43	45.57	0	0	0	0	0
Deciduous fruit	0	6.07	18.88	65.06	3636	9.99	806
Tomatoes	0	1.99	0	98.01	8333	0	0

4. Soil classification and gypsum applications :

Water source	Soil class	Soil depth (cm)	Gypsum application: Area (Ha)	Rate (T/Ha)
Canal	Sandy clay loam	90	475.5	1.5
River	Sandy clay	90	56	1.5

5. Canals specifications :

Length	= 12.85	km
Average width	= 2.613	m
Flow to wetted perimeter ratio	= 1: 3.656	m^3/s : m
Transmission losses	= 1.57	l/s/m^2 of canal lining

6. Farm dam specifications :

Total capacity	= .553305	mill. cu. meters
Seepage loss rate	= .5977	% previous days storage
Capacity to surface area ratio	= 1: 50.117	mill. cu. meters : Ha

IRRISS : OUTPUT DATABASE IDENTIFICATION SUMMARY

****

1. Codes :

Irrigation Scheme Code :	R08	Configuration Code :	006
Irrigation Season Code :	A	Simulation Code :	A01

2. Starting conditions :

Initial soil moisture (as % of Field Capacity) :	95
Initial soil salt content (Tons per hectare) :	15.0
Initial farm dam capacity (% of Full Capacity) :	80

3. Soil and IRF parameters :

Coefficient of salt leaching from the soil :	0.15
Max. rate of soil salt regeneration (kg/Ha/day):	1.00
Max. rate of rootzone percolation (mm/day) :	900
Percent. of returnflow lost to groundwater :	0
Percent. increase in returnflow salinity (%) :	200

IRRISS : WATER BALANCE SUMMARY FOR THE ENTIRE IRRIGATION SCHEME
****

No. of days = 200

Description	1000 Cu.Meters	% Total intake
1. Diversion into the canal	21763	-
2. Canal export	11001	-
3. Supply from the canal (WS1)	10762	89.18
4. Supply from water source 2	1306	10.82
5. Total scheme water intake	12068	100.00
6. Canal evaporation	48	0.40
7. Canal seepage loss	1605	13.30
8. Canal reject	1257	10.42
9. Farm dam evaporation	27	0.22
10.Farm dam seepage loss	455	3.77
11.Total losses (items 6-10)	3392	28.11
12.Seepage lost to g/water	0	0.00
13.Ret. flow from seepage loss	2060	17.07
14.Water management efficiency	71.99%	-
15.Operational efficiency	89.58%	-
16.Distrib. and storage effic.	71.89%	-
17.Direct application	1393	11.54
18.Farm dam releases	7321	60.66
19.Total water applied	8714	72.21
20.Crop water requirement	7702	63.82
21.Crop water consumption	7702	63.82
22.Crop water deficit	0	0.00
23.Percolation below rootzone	1541	12.77
24.Percolate lost to g/water	0	0.00
25.Average leaching fraction	20.11%	-
26.Returnflow from irrig. soil	1541	12.77
27.Total scheme returnflow	3601	29.84

NOTE:

Water management efficiency = A/B+(C-D) * 100
Operational efficiency = (B-E)/A * 100
Distrib. and storage effic. = (B-F)/A * 100

Where A = Total water applied (item 19)
B = Total water intake (item 5)
C = Initial farm dam storage
D = Final farm dam storage
E = Canal reject (item 8)
F = Total losses (item 11)

IRRISS : SALT BALANCE SUMMARY FOR THE ENTIRE IRRIGATION SCHEME
****

No. of days : 200

Description	Kilograms	% Total addit.
1. Salt diverted into canal	3145670	144.72
2. Salt from water source 2	156769	7.21
3. Total salt abstracted (1+2)	3302441	151.93
4. Canal export	1603698	73.78
5. Canal reject	201178	9.26
6. Total exports and rejects	1804876	83.04
7. Canal seepage loss	232258	10.69
8. Farm dam seepage loss	65509	3.01
9. Total seepage losses	297767	13.70
10.Salt flux in delivery zone	594771	27.36
11.Ret. load from seepage loss	892538	41.06
12.Salt in irrigation water	1197053	55.07
13.Gypsum application	797250	36.68
14.Salt generated in soil	179301	8.25
15.Total addit. salt in soil	2173604	100.00
16.Crop salt consumption	38511	1.77
17.Rootzone salt percolation	1531727	70.47
18.Salt flux in delivery zone	3063452	140.94
19.Soil salt equilibrium	+603366	-
20.Ret.load from irrigat.soil	4595179	211.41
21.Total scheme return load	5487717	252.47

IRRISS : CONFIGURING THE IRRIGATION SCHEME AS A MODELLING UNIT

****

Irrigation scheme name : ROBERTSON
Irrigation scheme code : ROB
Configuration code : 007

1. Irrigation scheme characteristics :

Total area = 1063.8 hectare
Number of different water supply sources = 2
Average rainfall salinity = 0 mg/l TDS

2. Irrigation water management :

Crop name	Area	% Irrig. water source: Canal	River	Addit.	Irrigation cycle: Days on	Days off
Vines	694.7	96.1	3.9	0	5	2
Pasture	156.6	77.4	22.6	0	5	2
Maize	47.4	45.6	54.4	0	1	4
Deciduous fruit	135.1	83.2	16.8	0	5	2
Tomatoes	30.1	100	0	0	5	2

3. Irrigation application techniques :

Crop name	% Irrig. application techniques and nozzle densities: C.Pivot	Spray	Flood	Drip	No/Ha	Micro	No/Ha
Vines	0	19.44	.84	67.87	4098	11.85	3415
Pasture	5.06	89.33	5.61	0	0	0	0
Maize	54.43	45.57	0	0	0	0	0
Deciduous fruit	0	6.07	18.88	65.06	3636	9.99	806
Tomatoes	0	1.99	0	98.01	8333	0	0

4. Soil classification and gypsum applications :

Water source	Soil class	Soil depth (cm)	Gypsum application: Area (Ha)	Rate (T/Ha)
Canal	Sandy clay loam	90	475.5	1.5
River	Sandy clay	90	56	1.5

5. Canals specifications :

Length = 12.85 km
Average width = 2.613 m
Flow to wetted perimeter ratio = 1: 3.656 m^3/s : m
Transmission losses = 3.91 l/s/m^2 of canal lining

6. Farm dam specifications :

Total capacity = .553305 mill. cu. meters
Seepage loss rate = .5977 % previous days storage
Capacity to surface area ratio = 1: 50.117 mill. cu. meters : Ha

Please check the information before proceeding.

IRRISS : OUTPUT DATABASE IDENTIFICATION SUMMARY
****

1. Codes :

Irrigation Scheme Code : ROB Configuration Code : 007
Irrigation Season Code : A Simulation Code : A01

2. Starting conditions :

Initial soil moisture (as % of Field Capacity) : 95
Initial soil salt content (Tons per hectare) : 15.0
Initial farm dam capacity (% of Full Capacity) : 80

3. Soil and IRF parameters :

Coefficient of salt leaching from the soil : 0.15
Max. rate of soil salt regeneration (kg/Ha/day): 1.00
Max. rate of rootzone percolation (mm/day) : 900
Percent. of returnflow lost to groundwater : 0
Percent. increase in returnflow salinity (%) : 200

IRRISS : WATER BALANCE SUMMARY FOR THE ENTIRE IRRIGATION SCHEME
****

No. of days = 200

Description	1000 Cu.Meters	% Total intake
1. Diversion into the canal	21763	-
2. Canal export	8609	-
3. Supply from the canal (WS1)	13154	90.97
4. Supply from water source 2	1306	9.03
5. Total scheme water intake	14460	100.00
6. Canal evaporation	48	0.33
7. Canal seepage loss	3997	27.64
8. Canal reject	1257	8.69
9. Farm dam evaporation	27	0.19
10.Farm dam seepage loss	455	3.15
11.Total losses (items 6-10)	5784	40.00
12.Seepage lost to g/water	0	0.00
13.Ret. flow from seepage loss	4452	30.79
14.Water management efficiency	60.11%	-
15.Operational efficiency	91.31%	-
16.Distrib. and storage effic.	60.00%	-
17.Direct application	1393	9.63
18.Farm dam releases	7321	50.63
19.Total water applied	8714	60.26
20.Crop water requirement	7702	53.26
21.Crop water consumption	7702	53.26
22.Crop water deficit	0	0.00
23.Percolation below rootzone	1541	10.66
24.Percolate lost to g/water	0	0.00
25.Average leaching fraction	20.11%	-
26.Returnflow from irrig. soil	1541	10.66
27.Total scheme returnflow	5993	41.45

NOTE:

Water management efficiency = A/B+(C-D) * 100
Operational efficiency = (B-E)/A * 100
Distrib. and storage effic. = (B-F)/A * 100

Where A = Total water applied (item 19)
B = Total water intake (item 5)
C = Initial farm dam storage
D = Final farm dam storage
E = Canal reject (item 8)
F = Total losses (item 11)

IRRISS : SALT BALANCE SUMMARY FOR THE ENTIRE IRRIGATION SCHEME
****

No. of days : 200

Description	Kilograms	% Total addit.
1. Salt diverted into canal	3145670	144.72
2. Salt from water source 2	156769	7.21
3. Total salt abstracted (1+2)	3302441	151.93
4. Canal export	1257497	57.85
5. Canal reject	201202	9.26
6. Total exports and rejects	1458699	67.11
7. Canal seepage loss	578533	26.62
8. Farm dam seepage loss	65509	3.01
9. Total seepage losses	644042	29.63
10.Salt flux in delivery zone	1285928	59.16
11.Ret. load from seepage loss	1929970	88.79
12.Salt in irrigation water	1197057	55.07
13.Gypsum application	797250	36.68
14.Salt generated in soil	179301	8.25
15.Total addit. salt in soil	2173608	100.00
16.Crop salt consumption	38511	1.77
17.Rootzone salt percolation	1531727	70.47
18.Salt flux in delivery zone	3063453	140.94
19.Soil salt equilibrium	+603370	-
20.Ret.load from irrigat.soil	4595180	211.41
21.Total scheme return load	6525150	300.20

IRRISS : CONFIGURING THE IRRIGATION SCHEME AS A MODELLING UNIT
****

Irrigation scheme name : ROBERTSON
Irrigation scheme code : ROB
Configuration code : 00B

1. Irrigation scheme characteristics :

Total area = 1063.8 hectare
Number of different water supply sources = 2
Average rainfall salinity = 0 mg/l TDS

2. Irrigation water management :

Crop name	Area	% Irrig. water source: Canal	River	Addit.	Irrigation cycle: Days on	Days off
Vines	694.7	96.1	3.9	0	5	2
Pasture	156.6	77.4	22.6	0	5	2
Maize	47.4	45.6	54.4	0	1	4
Deciduous fruit	135.1	83.2	16.8	0	5	2
Tomatoes	30.1	100	0	0	5	2

3. Irrigation application techniques :

Crop name	% Irrig. application techniques and nozzle densities: C.Pivot	Spray	Flood	Drip	No/Ha	Micro	No/Ha
Vines	0	19.44	.84	67.87	4098	11.85	3415
Pasture	5.06	89.33	5.61	0	0	0	0
Maize	54.43	45.57	0	0	0	0	0
Deciduous fruit	0	6.07	18.88	65.06	3636	9.99	806
Tomatoes	0	1.99	0	98.01	8333	0	0

4. Soil classification and gypsum applications :

Water source	Soil class	Soil depth (cm)	Gypsum application: Area (Ha)	Rate (T/Ha)
Canal	Sandy clay loam	90	475.5	1.5
River	Sandy clay	90	56	1.5

5. Canals specifications :

Length = 12.85 km
Average width = 2.613 m
Flow to wetted perimeter ratio = 1: 3.656 m^3/s : m
Transmission losses = 3.13 l/s/m^2 of canal lining

6. Farm dam specifications :

Total capacity = .553305 mill. cu. meters
Seepage loss rate = [0] % previous days storage
Capacity to surface area ratio = 1: 50.117 mill. cu. meters : Ha

Please check the information before proceeding.
IRRISS : OUTPUT DATABASE IDENTIFICATION SUMMARY
****

1. Codes :

Irrigation Scheme Code : ROB Configuration Code : 008
Irrigation Season Code : A Simulation Code : A01

2. Starting conditions :

Initial soil moisture (as % of Field Capacity) : 95
Initial soil salt content (Tons per hectare) : 15.0
Initial farm dam capacity (% of Full Capacity) : 80

3. Soil and IRF parameters :

Coefficient of salt leaching from the soil : 0.15
Max. rate of soil salt regeneration (kg/Ha/day): 1.00
Max. rate of rootzone percolation (mm/day) : 900
Percent. of returnflow lost to groundwater : 0
Percent. increase in returnflow salinity (%) : 200

IRRISS : WATER BALANCE SUMMARY FOR THE ENTIRE IRRIGATION SCHEME
****

No. of days = 200

Description	1000 Cu.Meters	% Total intake
1. Diversion into the canal	21763	-
2. Canal export	9406	-
3. Supply from the canal (WS1)	12357	90.44
4. Supply from water source 2	1306	9.56
5. Total scheme water intake	13663	100.00
6. Canal evaporation	48	0.35
7. Canal seepage loss	3200	23.42
8. Canal reject	1257	9.20
9. Farm dam evaporation	45	0.33
10. Farm dam seepage loss	0	0.00
11. Total losses (items 6-10)	4550	33.30
12. Seepage lost to g/water	0	0.00
13. Ret. flow from seepage loss	3200	23.42
14. Water management efficiency	65.71%	-
15. Operational efficiency	90.80%	-
16. Distrib. and storage effic.	66.70%	-
17. Direct application	1393	10.20
18. Farm dam releases	7321	53.58
19. Total water applied	8714	63.78
20. Crop water requirement	7702	56.37
21. Crop water consumption	7702	56.37
22. Crop water deficit	0	0.00
23. Percolation below rootzone	1541	11.28
24. Percolate lost to g/water	0	0.00
25. Average leaching fraction	20.11%	-
26. Returnflow from irrig. soil	1541	11.28
27. Total scheme returnflow	4741	34.70

NOTE:

Water management efficiency = A/B+(C-D) * 100
Operational efficiency = (B-E)/A * 100
Distrib. and storage effic. = (B-F)/A * 100

Where A = Total water applied (item 19)
B = Total water intake (item 5)
C = Initial farm dam storage
D = Final farm dam storage
E = Canal reject (item 8)
F = Total losses (item 11)

IRRISS : SALT BALANCE SUMMARY FOR THE ENTIRE IRRIGATION SCHEME
****

No. of days : 200

Description	Kilograms	% Total addit.
1. Salt diverted into canal	3145670	143.44
2. Salt from water source 2	156769	7.15
3. Total salt abstracted (1+2)	3302441	150.59
4. Canal export	1372909	62.61
5. Canal reject	201193	9.17
6. Total exports and rejects	1574102	71.78
7. Canal seepage loss	463095	21.12
8. Farm dam seepage loss	0	0.00
9. Total seepage losses	463095	21.12
10.Salt flux in delivery zone	924538	42.16
11.Ret. load from seepage loss	1387633	63.28
12.Salt in irrigation water	1216400	55.47
13.Gypsum application	797250	36.36
14.Salt generated in soil	179301	8.18
15.Total addit. salt in soil	2192951	100.00
16.Crop salt consumption	38511	1.76
17.Rootzone salt percolation	1532079	69.86
18.Salt flux in delivery zone	3064155	139.73
19.Soil salt equilibrium	+622361	-
20.Ret.load from irrigat.soil	4596234	209.59
21.Total scheme return load	5983867	272.87

IRRISS : CONFIGURING THE IRRIGATION SCHEME AS A MODELLING UNIT

****

Irrigation scheme name : ROBERTSON
Irrigation scheme code : ROB
Configuration code : 005

1. Irrigation scheme characteristics :

Total area = 1063.8 hectare
Number of different water supply sources = 2
Average rainfall salinity = 0 mg/l TDS

2. Irrigation water management :

Crop name	Area	% Irrig. water source: Canal	River	Addit.	Irrigation cycle: Days on	Days off
Vines	694.7	96.1	3.9	0	5	2
Pasture	156.6	77.4	22.6	0	5	2
Maize	47.4	45.6	54.4	0	1	4
Deciduous fruit	135.1	83.2	16.8	0	5	2
Tomatoes	30.1	100	0	0	5	2

3. Irrigation application techniques :

Crop name	% Irrig. application techniques and nozzle densities: C.Pivot	Spray	Flood	Drip	No/Ha	Micro	No/Ha
Vines	0	19.44	.84	67.87	4098	11.85	3415
Pasture	5.06	89.33	5.61	0	0	0	0
Maize	54.43	45.57	0	0	0	0	0
Deciduous fruit	0	6.07	18.88	65.06	3636	9.99	806
Tomatoes	0	1.99	0	98.01	8333	0	0

4. Soil classification and gypsum applications :

Water source	Soil class	Soil depth (cm)	Gypsum application: Area (Ha)	Rate (T/Ha)
Canal	Sandy clay loam	90	475.5	1.5
River	Sandy clay	90	56	1.5

5. Canals specifications :

Length = 12.85 km
Average width = 2.613 m
Flow to wetted perimeter ratio = 1: 3.656 m^3/s : m
Transmission losses = 3.13 l/s/m^2 of canal lining

6. Farm dam specifications :

Total capacity = .553305 mill. cu. meters
Seepage loss rate = .2989 % previous days storage
Capacity to surface area ratio = 1: 50.117 mill. cu. meters : Ha

Please check the information before proceeding.

IRRISS : OUTPUT DATABASE IDENTIFICATION SUMMARY

****

1. Codes :

Irrigation Scheme Code :	ROB	Configuration Code :	005
Irrigation Season Code :	A	Simulation Code :	A01

2. Starting conditions :

Initial soil moisture (as % of Field Capacity) :	95
Initial soil salt content (Tons per hectare) :	15.0
Initial farm dam capacity (% of Full Capacity) :	80

3. Soil and IRF parameters :

Coefficient of salt leaching from the soil :	0.15
Max. rate of soil salt regeneration (kg/Ha/day):	1.00
Max. rate of rootzone percolation (mm/day) :	900
Percent. of returnflow lost to groundwater :	0
Percent. increase in returnflow salinity (%) :	200

IRRISS : WATER BALANCE SUMMARY FOR THE ENTIRE IRRIGATION SCHEME
****

No. of days = 200

Description	1000 Cu.Meters	% Total intake
1. Diversion into the canal	21763	-
2. Canal export	9406	-
3. Supply from the canal (WS1)	12357	90.44
4. Supply from water source 2	1306	9.56
5. Total scheme water intake	13663	100.00
6. Canal evaporation	48	0.35
7. Canal seepage loss	3200	23.42
8. Canal reject	1257	9.20
9. Farm dam evaporation	35	0.26
10.Farm dam seepage loss	283	2.07
11.Total losses (items 6-10)	4823	35.30
12.Seepage lost to g/water	0	0.00
13.Ret. flow from seepage loss	3483	25.49
14.Water management efficiency	64.38%	-
15.Operational efficiency	90.80%	-
16.Distrib. and storage effic.	64.70%	-
17.Direct application	1393	10.20
18.Farm dam releases	7321	53.58
19.Total water applied	8714	63.78
20.Crop water requirement	7702	56.37
21.Crop water consumption	7702	56.37
22.Crop water deficit	0	0.00
23.Percolation below rootzone	1541	11.28
24.Percolate lost to g/water	0	0.00
25.Average leaching fraction	20.11%	-
26.Returnflow from irrig. soil	1541	11.28
27.Total scheme returnflow	5024	36.77

NOTE:

Water management efficiency = A/B+(C-D) * 100
Operational efficiency = (B-E)/A * 100
Distrib. and storage effic. = (B-F)/A * 100

Where A = Total water applied (item 19)
B = Total water intake (item 5)
C = Initial farm dam storage
D = Final farm dam storage
E = Canal reject (item 8)
F = Total losses (item 11)

IRRISS : SALT BALANCE SUMMARY FOR THE ENTIRE IRRIGATION SCHEME
****

No. of days : 200

Description	Kilograms	% Total addit.
1. Salt diverted into canal	3145670	144.21
2. Salt from water source 2	156769	7.19
3. Total salt abstracted (1+2)	3302441	151.40
4. Canal export	1372909	62.94
5. Canal reject	201193	9.22
6. Total exports and rejects	1574102	72.16
7. Canal seepage loss	463095	21.23
8. Farm dam seepage loss	40291	1.85
9. Total seepage losses	503386	23.08
10.Salt flux in delivery zone	1005121	46.08
11.Ret. load from seepage loss	1508507	69.16
12.Salt in irrigation water	1204780	55.23
13.Gypsum application	797250	36.55
14.Salt generated in soil	179301	8.22
15.Total addit. salt in soil	2181331	100.00
16.Crop salt consumption	38511	1.77
17.Rootzone salt percolation	1531850	70.23
18.Salt flux in delivery zone	3063700	140.45
19.Soil salt equilibrium	+610970	-
20.Ret.load from irrigat.soil	4595550	210.68
21.Total scheme return load	6104057	279.83

IRRISS : CONFIGURING THE IRRIGATION SCHEME AS A MODELLING UNIT
****

Irrigation scheme name : ROBERTSON
Irrigation scheme code : ROB
Configuration code : 006

1. Irrigation scheme characteristics :

Total area = 1063.8 hectare
Number of different water supply sources = 2
Average rainfall salinity = 0 mg/l TDS

2. Irrigation water management :

Crop name	Area	% Irrig. water source: Canal	River	Addit.	Irrigation cycle: Days on	Days off
Vines	694.7	96.1	3.9	0	5	2
Pasture	156.6	77.4	22.6	0	5	2
Maize	47.4	45.6	54.4	0	1	4
Deciduous fruit	135.1	83.2	16.8	0	5	2
Tomatoes	30.1	100	0	0	5	2

3. Irrigation application techniques :

Crop name	% Irrig. application techniques and nozzle densities: C.Pivot	Spray	Flood	Drip	No/Ha	Micro	No/Ha
Vines	0	19.44	.84	67.87	4098	11.85	3415
Pasture	5.06	89.33	5.61	0	0	0	0
Maize	54.43	45.57	0	0	0	0	0
Deciduous fruit	0	6.07	18.88	65.06	3636	9.99	806
Tomatoes	0	1.99	0	98.01	8333	0	0

4. Soil classification and gypsum applications :

Water source	Soil class	Soil depth (cm)	Gypsum application: Area (Ha)	Rate (T/Ha)
Canal	Sandy clay loam	90	475.5	1.5
River	Sandy clay	90	56	1.5

5. Canals specifications :

Length = 12.85 km
Average width = 2.613 m
Flow to wetted perimeter ratio = 1: 3.656
m^3/s : m
Transmission losses = 3.13 l/s/m^2 of canal lining

6. Farm dam specifications :

Total capacity = .553305
mill. cu. meters
Seepage loss rate = .7471 % previous days storage
Capacity to surface area ratio = 1: 50.117
mill. cu. meters : Ha

Please check the information before proceeding.

IRRISS : OUTPUT DATABASE IDENTIFICATION SUMMARY

****

1. Codes :

Irrigation Scheme Code : ROB Configuration Code : 006
Irrigation Season Code : A Simulation Code : A01

2. Starting conditions :

Initial soil moisture (as % of Field Capacity) : 95
Initial soil salt content (Tons per hectare) : 15.0
Initial farm dam capacity (% of Full Capacity) : 80

3. Soil and IRF parameters :

Coefficient of salt leaching from the soil : 0.15
Max. rate of soil salt regeneration (kg/Ha/day): 1.00
Max. rate of rootzone percolation (mm/day) : 900
Percent. of returnflow lost to groundwater : 0
Percent. increase in returnflow salinity (%) : 200

IRRISS : WATER BALANCE SUMMARY FOR THE ENTIRE IRRIGATION SCHEME

No. of days = 200

Description	1000 Cu.Meters	% Total intake
1. Diversion into the canal	21763	-
2. Canal export	9406	-
3. Supply from the canal (WS1)	12357	90.44
4. Supply from water source 2	1306	9.56
5. Total scheme water intake	13663	100.00
6. Canal evaporation	48	0.35
7. Canal seepage loss	3200	23.42
8. Canal reject	1257	9.20
9. Farm dam evaporation	25	0.18
10. Farm dam seepage loss	514	3.76
11. Total losses (items 6-10)	5044	36.92
12. Seepage lost to g/water	0	0.00
13. Ret. flow from seepage loss	3714	27.18
14. Water management efficiency	63.35%	-
15. Operational efficiency	90.80%	-
16. Distrib. and storage effic.	63.08%	-
17. Direct application	1393	10.20
18. Farm dam releases	7321	53.58
19. Total water applied	8714	63.78
20. Crop water requirement	7702	56.37
21. Crop water consumption	7702	56.37
22. Crop water deficit	0	0.00
23. Percolation below rootzone	1541	11.28
24. Percolate lost to g/water	0	0.00
25. Average leaching fraction	20.11%	-
26. Returnflow from irrig. soil	1541	11.28
27. Total scheme returnflow	5255	38.46

NOTE:

Water management efficiency = A/B+(C-D) * 100
Operational efficiency = (B-E)/A * 100
Distrib. and storage effic. = (B-F)/A * 100

Where A = Total water applied (item 19)
B = Total water intake (item 5)
C = Initial farm dam storage
D = Final farm dam storage
E = Canal reject (item 8)
F = Total losses (item 11)

IRRISS : SALT BALANCE SUMMARY FOR THE ENTIRE IRRIGATION SCHEME
****

No. of days : 200

Description	Kilograms	% Total addit.
1. Salt diverted into canal	3145670	144.91
2. Salt from water source 2	156769	7.22
3. Total salt abstracted (1+2)	3302441	152.13
4. Canal export	1372909	63.25
5. Canal reject	201193	9.27
6. Total exports and rejects	1574102	72.51
7. Canal seepage loss	463095	21.33
8. Farm dam seepage loss	74506	3.43
9. Total seepage losses	537601	24.77
10.Salt flux in delivery zone	1073549	49.46
11.Ret. load from seepage loss	1611150	74.22
12.Salt in irrigation water	1194181	55.01
13.Gypsum application	797250	36.73
14.Salt generated in soil	179301	8.26
15.Total addit. salt in soil	2170732	100.00
16.Crop salt consumption	38511	1.77
17.Rootzone salt percolation	1531692	70.56
18.Salt flux in delivery zone	3063382	141.12
19.Soil salt equilibrium	+600529	-
20.Ret.load from irrigat.soil	4595074	211.68
21.Total scheme return load	6206224	285.90

IRRISS : OUTPUT DATABASE IDENTIFICATION SUMMARY
****

1. Codes :

Irrigation Scheme Code : ROB Configuration Code : 004
Irrigation Season Code : A Simulation Code : A02

2. Starting conditions :

Initial soil moisture (as % of Field Capacity) : 90
Initial soil salt content (Tons per hectare) : 10.0
Initial farm dam capacity (% of Full Capacity) : 80

3. Soil and IRF parameters :

Coefficient of salt leaching from the soil : 0.14
Max. rate of soil salt regeneration (kg/Ha/day): 0.50
Max. rate of rootzone percolation (mm/day) : 800
Percent. of returnflow lost to groundwater : 10
Percent. increase in returnflow salinity (%) : 100

IRRISS : WATER BALANCE SUMMARY FOR THE ENTIRE IRRIGATION SCHEME
****

No. of days = 200

Description	1000 Cu.Meters	% Total intake
1. Diversion into the canal	21763	-
2. Canal export	9406	-
3. Supply from the canal (WS1)	12357	90.44
4. Supply from water source 2	1306	9.56
5. Total scheme water intake	13663	100.00
6. Canal evaporation	48	0.35
7. Canal seepage loss	3200	23.42
8. Canal reject	1257	9.20
9. Farm dam evaporation	27	0.20
10. Farm dam seepage loss	455	3.33
11. Total losses (items 6-10)	4987	36.50
12. Seepage lost to g/water	366	2.68
13. Ret. flow from seepage loss	3289	24.07
14. Water management efficiency	63.61%	-
15. Operational efficiency	90.80%	-
16. Distrib. and storage effic.	63.50%	-
17. Direct application	1393	10.20
18. Farm dam releases	7321	53.58
19. Total water applied	8714	63.78
20. Crop water requirement	7702	56.37
21. Crop water consumption	7702	56.37
22. Crop water deficit	0	0.00
23. Percolation below rootzone	1425	10.43
24. Percolate lost to g/water	143	1.05
25. Average leaching fraction	18.00%	-
26. Returnflow from irrig. soil	1282	9.38
27. Total scheme returnflow	4571	33.46

NOTE:

Water management efficiency = A/B+(C-D) * 100
Operational efficiency = (B-E)/A * 100
Distrib. and storage effic. = (B-F)/A * 100

Where A = Total water applied (item 19)
B = Total water intake (item 5)
C = Initial farm dam storage
D = Final farm dam storage
E = Canal reject (item 8)
F = Total losses (item 11)

IRRISS : SALT BALANCE SUMMARY FOR THE ENTIRE IRRIGATION SCHEME
****

No. of days : 200

Description	Kilograms	% Total addit.
1. Salt diverted into canal	3145670	150.95
2. Salt from water source 2	156769	7.52
3. Total salt abstracted (1+2)	3302441	158.47
4. Canal export	1372909	65.88
5. Canal reject	201193	9.65
6. Total exports and rejects	1574102	75.53
7. Canal seepage loss	463095	22.22
8. Farm dam seepage loss	65509	3.14
9. Total seepage losses	528604	25.37
10. Salt flux in delivery zone	434993	20.87
11. Ret. load from seepage loss	963597	46.24
12. Salt in irrigation water	1197055	57.44
13. Gypsum application	797250	38.26
14. Salt generated in soil	89650	4.30
15. Total addit. salt in soil	2083955	100.00
16. Crop salt consumption	38511	1.85
17. Rootzone salt percolation	911192	43.72
18. Salt flux in delivery zone	728955	34.98
19. Soil salt equilibrium	+1134252	-
20. Ret. load from irrigat. soil	1640147	78.70
21. Total scheme return load	2603744	124.94

IRRISS : OUTPUT DATABASE IDENTIFICATION SUMMARY

****

1. Codes :

Irrigation Scheme Code : ROB Configuration Code : 004
Irrigation Season Code : A Simulation Code : A02

2. Starting conditions :

Initial soil moisture (as % of Field Capacity) : 100
Initial soil salt content (Tons per hectare) : 20.0
Initial farm dam capacity (% of Full Capacity) : 80

3. Soil and IRF parameters :

Coefficient of salt leaching from the soil : 0.16
Max. rate of soil salt regeneration (kg/Ha/day): 1.50
Max. rate of rootzone percolation (mm/day) : 1000
Percent. of returnflow lost to groundwater : 0
Percent. increase in returnflow salinity (%) : 300

IRRISS : WATER BALANCE SUMMARY FOR THE ENTIRE IRRIGATION SCHEME
****

No. of days = 200

Description	1000 Cu.Meters	% Total intake
1. Diversion into the canal	21763	-
2. Canal export	9406	-
3. Supply from the canal (WS1)	12357	90.44
4. Supply from water source 2	1306	9.56
5. Total scheme water intake	13663	100.00
6. Canal evaporation	48	0.35
7. Canal seepage loss	3200	23.42
8. Canal reject	1257	9.20
9. Farm dam evaporation	27	0.20
10.Farm dam seepage loss	455	3.33
11.Total losses (items 6-10)	4987	36.50
12.Seepage lost to g/water	0	0.00
13.Ret. flow from seepage loss	3655	26.75
14.Water management efficiency	63.61%	-
15.Operational efficiency	90.80%	-
16.Distrib. and storage effic.	63.50%	-
17.Direct application	1393	10.20
18.Farm dam releases	7321	53.58
19.Total water applied	8714	63.78
20.Crop water requirement	7702	56.37
21.Crop water consumption	7702	56.37
22.Crop water deficit	0	0.00
23.Percolation below rootzone	1657	12.13
24.Percolate lost to g/water	0	0.00
25.Average leaching fraction	22.03%	-
26.Returnflow from irrig. soil	1657	12.13
27.Total scheme returnflow	5312	38.88

NOTE:

Water management efficiency = A/B+(C-D) * 100
Operational efficiency = (B-E)/A * 100
Distrib. and storage effic. = (B-F)/A * 100

Where A = Total water applied (item 19)
B = Total water intake (item 5)
C = Initial farm dam storage
D = Final farm dam storage
E = Canal reject (item 8)
F = Total losses (item 11)

IRRISS : SALT BALANCE SUMMARY FOR THE ENTIRE IRRIGATION SCHEME
****

No. of days : 200

Description	Kilograms	% Total addit.
1. Salt diverted into canal	3145670	138.99
2. Salt from water source 2	156769	6.93
3. Total salt abstracted (1+2)	3302441	145.92
4. Canal export	1372909	60.66
5. Canal reject	201193	8.89
6. Total exports and rejects	1574102	69.55
7. Canal seepage loss	463095	20.46
8. Farm dam seepage loss	65509	2.89
9. Total seepage losses	528604	23.36
10.Salt flux in delivery zone	1583608	69.97
11.Ret. load from seepage loss	2112212	93.33
12.Salt in irrigation water	1197055	52.89
13.Gypsum application	797250	35.23
14.Salt generated in soil	268951	11.88
15.Total addit. salt in soil	2263256	100.00
16.Crop salt consumption	38511	1.70
17.Rootzone salt percolation	2298279	101.55
18.Salt flux in delivery zone	6894836	304.64
19.Soil salt equilibrium	-73534	-
20.Ret.load from irrigat.soil	9193115	406.19
21.Total scheme return load	%11305330	499.52

IRRISS : OUTPUT DATABASE IDENTIFICATION SUMMARY

****

1. Codes :

Irrigation Scheme Code : RDB Configuration Code : 004
Irrigation Season Code : A Simulation Code : A04

2. Starting conditions :

Initial soil moisture (as % of Field Capacity) : 90
Initial soil salt content (Tons per hectare) : 15.0
Initial farm dam capacity (% of Full Capacity) : 80

3. Soil and IRF parameters :

Coefficient of salt leaching from the soil : 0.15
Max. rate of soil salt regeneration (kg/Ha/day): 1.00
Max. rate of rootzone percolation (mm/day) : 900
Percent. of returnflow lost to groundwater : 0
Percent. increase in returnflow salinity (%) : 200

IRRISS : WATER BALANCE SUMMARY FOR THE ENTIRE IRRIGATION SCHEME
****

No. of days = 200

Description	1000 Cu.Meters	% Total intake
1. Diversion into the canal	21763	-
2. Canal export	9406	-
3. Supply from the canal (WS1)	12357	90.44
4. Supply from water source 2	1306	9.56
5. Total scheme water intake	13663	100.00
6. Canal evaporation	48	0.35
7. Canal seepage loss	3200	23.42
8. Canal reject	1257	9.20
9. Farm dam evaporation	27	0.20
10.Farm dam seepage loss	455	3.33
11.Total losses (items 6-10)	4987	36.50
12.Seepage lost to g/water	0	0.00
13.Ret. flow from seepage loss	3655	26.75
14.Water management efficiency	63.61%	-
15.Operational efficiency	90.80%	-
16.Distrib. and storage effic.	63.50%	-
17.Direct application	1393	10.20
18.Farm dam releases	7321	53.58
19.Total water applied	8714	63.78
20.Crop water requirement	7702	56.37
21.Crop water consumption	7702	56.37
22.Crop water deficit	0	0.00
23.Percolation below rootzone	1425	10.43
24.Percolate lost to g/water	0	0.00
25.Average leaching fraction	18.00%	-
26.Returnflow from irrig. soil	1425	10.43
27.Total scheme returnflow	5080	37.18

NOTE:

Water management efficiency = A/B+(C-D) * 100
Operational efficiency = (B-E)/A * 100
Distrib. and storage effic. = (B-F)/A * 100

Where A = Total water applied (item 19)
B = Total water intake (item 5)
C = Initial farm dam storage
D = Final farm dam storage
E = Canal reject (item 8)
F = Total losses (item 11)

IRRISS : SALT BALANCE SUMMARY FOR THE ENTIRE IRRIGATION SCHEME
****

No. of days : 200

Description	Kilograms	% Total addit.
1. Salt diverted into canal	3145670	144.72
2. Salt from water source 2	156769	7.21
3. Total salt abstracted (1+2)	3302441	151.93
4. Canal export	1372909	63.16
5. Canal reject	201193	9.26
6. Total exports and rejects	1574102	72.42
7. Canal seepage loss	463095	21.31
8. Farm dam seepage loss	65509	3.01
9. Total seepage losses	528604	24.32
10.Salt flux in delivery zone	1055555	48.56
11.Ret. load from seepage loss	1584159	72.88
12.Salt in irrigation water	1197055	55.07
13.Gypsum application	797250	36.68
14.Salt generated in soil	179301	8.25
15.Total addit. salt in soil	2173606	100.00
16.Crop salt consumption	38511	1.77
17.Rootzone salt percolation	1419729	65.32
18.Salt flux in delivery zone	2839457	130.63
19.Soil salt equilibrium	+715366	-
20.Ret.load from irrigat.soil	4259186	195.95
21.Total scheme return load	5843345	268.83

IRRISS : OUTPUT DATABASE IDENTIFICATION SUMMARY

****

1. Codes :

Irrigation Scheme Code : ROB Configuration Code : 004
Irrigation Season Code : A Simulation Code : A06

2. Starting conditions :

Initial soil moisture (as % of Field Capacity) : 100
Initial soil salt content (Tons per hectare) : 15.0
Initial farm dam capacity (% of Full Capacity) : 80

3. Soil and IRF parameters :

Coefficient of salt leaching from the soil : 0.15
Max. rate of soil salt regeneration (kg/Ha/day): 1.00
Max. rate of rootzone percolation (mm/day) : 900
Percent. of returnflow lost to groundwater : 0
Percent. increase in returnflow salinity (%) : 200

IRRISS : WATER BALANCE SUMMARY FOR THE ENTIRE IRRIGATION SCHEME

****

No. of days = 200

Description	1000 Cu.Meters	% Total intake
1. Diversion into the canal	21763	-
2. Canal export	9406	-
3. Supply from the canal (WS1)	12357	90.44
4. Supply from water source 2	1306	9.56
5. Total scheme water intake	13663	100.00
6. Canal evaporation	48	0.35
7. Canal seepage loss	3200	23.42
8. Canal reject	1257	9.20
9. Farm dam evaporation	27	0.20
10. Farm dam seepage loss	455	3.33
11. Total losses (items 6-10)	4987	36.50
12. Seepage lost to g/water	0	0.00
13. Ret. flow from seepage loss	3655	26.75
14. Water management efficiency	63.61%	-
15. Operational efficiency	90.80%	-
16. Distrib. and storage effic.	63.50%	-
17. Direct application	1393	10.20
18. Farm dam releases	7321	53.58
19. Total water applied	8714	63.78
20. Crop water requirement	7702	56.37
21. Crop water consumption	7702	56.37
22. Crop water deficit	0	0.00
23. Percolation below rootzone	1657	12.13
24. Percolate lost to g/water	0	0.00
25. Average leaching fraction	22.03%	-
26. Returnflow from irrig. soil	1657	12.13
27. Total scheme returnflow	5312	38.88

NOTE:

Water management efficiency = A/B+(C-D) * 100
Operational efficiency = (B-E)/A * 100
Distrib. and storage effic. = (B-F)/A * 100

Where A = Total water applied (item 19)
B = Total water intake (item 5)
C = Initial farm dam storage
D = Final farm dam storage
E = Canal reject (item 8)
F = Total losses (item 11)

IRRISS : SALT BALANCE SUMMARY FOR THE ENTIRE IRRIGATION SCHEME
****

No. of days : 200

Description	Kilograms	% Total addit.
1. Salt diverted into canal	3145670	144.72
2. Salt from water source 2	156769	7.21
3. Total salt abstracted (1+2)	3302441	151.93
4. Canal export	1372909	63.16
5. Canal reject	201193	9.26
6. Total exports and rejects	1574102	72.42
7. Canal seepage loss	463095	21.31
8. Farm dam seepage loss	65509	3.01
9. Total seepage losses	528604	24.32
10.Salt flux in delivery zone	1055555	48.56
11.Ret. load from seepage loss	1584159	72.88
12.Salt in irrigation water	1197055	55.07
13.Gypsum application	797250	36.68
14.Salt generated in soil	179301	8.25
15.Total addit. salt in soil	2173606	100.00
16.Crop salt consumption	38511	1.77
17.Rootzone salt percolation	1642352	75.56
18.Salt flux in delivery zone	3284703	151.12
19.Soil salt equilibrium	+492743	-
20.Ret.load from irrigat.soil	4927055	226.68
21.Total scheme return load	6511214	299.56

IRRISS : OUTPUT DATABASE IDENTIFICATION SUMMARY

****

1. Codes :

Irrigation Scheme Code : ROB Configuration Code : 004
Irrigation Season Code : A Simulation Code : A07

2. Starting conditions :

Initial soil moisture (as % of Field Capacity) : 95
Initial soil salt content (Tons per hectare) : 10.0
Initial farm dam capacity (% of Full Capacity) : 80

3. Soil and IRF parameters :

Coefficient of salt leaching from the soil : 0.15
Max. rate of soil salt regeneration (kg/Ha/day): 1.00
Max. rate of rootzone percolation (mm/day) : 900
Percent. of returnflow lost to groundwater : 0
Percent. increase in returnflow salinity (%) : 200

IRRISS : WATER BALANCE SUMMARY FOR THE ENTIRE IRRIGATION SCHEME
****

No. of days = 200

Description	1000 Cu.Meters	% Total intake
1. Diversion into the canal	21763	-
2. Canal export	9406	-
3. Supply from the canal (WS1)	12357	90.44
4. Supply from water source 2	1306	9.56
5. Total scheme water intake	13663	100.00
6. Canal evaporation	48	0.35
7. Canal seepage loss	3200	23.42
8. Canal reject	1257	9.20
9. Farm dam evaporation	27	0.20
10. Farm dam seepage loss	455	3.33
11. Total losses (items 6-10)	4987	36.50
12. Seepage lost to g/water	0	0.00
13. Ret. flow from seepage loss	3655	26.75
14. Water management efficiency	63.61%	-
15. Operational efficiency	90.80%	-
16. Distrib. and storage effic.	63.50%	-
17. Direct application	1393	10.20
18. Farm dam releases	7321	53.58
19. Total water applied	8714	63.78
20. Crop water requirement	7702	56.37
21. Crop water consumption	7702	56.37
22. Crop water deficit	0	0.00
23. Percolation below rootzone	1541	11.28
24. Percolate lost to g/water	0	0.00
25. Average leaching fraction	20.11%	-
26. Returnflow from irrig. soil	1541	11.28
27. Total scheme returnflow	5196	38.03

NOTE:

Water management efficiency = A/B+(C-D) * 100
Operational efficiency = (B-E)/A * 100
Distrib. and storage effic. = (B-F)/A * 100

Where A = Total water applied (item 19)
B = Total water intake (item 5)
C = Initial farm dam storage
D = Final farm dam storage
E = Canal reject (item 8)
F = Total losses (item 11)

IRRISS : SALT BALANCE SUMMARY FOR THE ENTIRE IRRIGATION SCHEME
****

No. of days : 200

Description	Kilograms	% Total addit.
1. Salt diverted into canal	3145670	144.72
2. Salt from water source 2	156769	7.21
3. Total salt abstracted (1+2)	3302441	151.93
4. Canal export	1372909	63.16
5. Canal reject	201193	9.26
6. Total exports and rejects	1574102	72.42
7. Canal seepage loss	463095	21.31
8. Farm dam seepage loss	65509	3.01
9. Total seepage losses	528604	24.32
10.Salt flux in delivery zone	1055555	48.56
11.Ret. load from seepage loss	1584159	72.88
12.Salt in irrigation water	1197055	55.07
13.Gypsum application	797250	36.68
14.Salt generated in soil	179301	8.25
15.Total addit. salt in soil	2173606	100.00
16.Crop salt consumption	38511	1.77
17.Rootzone salt percolation	1051249	48.36
18.Salt flux in delivery zone	2102497	96.73
19.Soil salt equilibrium	+1083846	-
20.Ret.load from irrigat.soil	3153746	145.09
21.Total scheme return load	4737905	217.97

IRRISS : OUTPUT DATABASE IDENTIFICATION SUMMARY

****

1. Codes :

Irrigation Scheme Code : ROB Configuration Code : 004
Irrigation Season Code : A Simulation Code : A09

2. Starting conditions :

Initial soil moisture (as % of Field Capacity) : 95
Initial soil salt content (Tons per hectare) : 20.0
Initial farm dam capacity (% of Full Capacity) : 80

3. Soil and IRF parameters :

Coefficient of salt leaching from the soil : 0.15
Max. rate of soil salt regeneration (kg/Ha/day): 1.00
Max. rate of rootzone percolation (mm/day) : 900
Percent. of returnflow lost to groundwater : 0
Percent. increase in returnflow salinity (%) : 200

IRRISS : WATER BALANCE SUMMARY FOR THE ENTIRE IRRIGATION SCHEME
****

No. of days = 200

Description	1000 Cu.Meters	% Total intake
1. Diversion into the canal	21763	-
2. Canal export	9406	-
3. Supply from the canal (WS1)	12357	90.44
4. Supply from water source 2	1306	9.56
5. Total scheme water intake	13663	100.00
6. Canal evaporation	48	0.35
7. Canal seepage loss	3200	23.42
8. Canal reject	1257	9.20
9. Farm dam evaporation	27	0.20
10. Farm dam seepage loss	455	3.33
11. Total losses (items 6-10)	4987	36.50
12. Seepage lost to g/water	0	0.00
13. Ret. flow from seepage loss	3655	26.75
14. Water management efficiency	63.61%	-
15. Operational efficiency	90.80%	-
16. Distrib. and storage effic.	63.50%	-
17. Direct application	1393	10.20
18. Farm dam releases	7321	53.58
19. Total water applied	8714	63.78
20. Crop water requirement	7702	56.37
21. Crop water consumption	7702	56.37
22. Crop water deficit	0	0.00
23. Percolation below rootzone	1541	11.28
24. Percolate lost to g/water	0	0.00
25. Average leaching fraction	20.11%	-
26. Returnflow from irrig. soil	1541	11.28
27. Total scheme returnflow	5196	38.03

NOTE:

Water management efficiency = A/B+(C-D) * 100
Operational efficiency = (B-E)/A * 100
Distrib. and storage effic. = (B-F)/A * 100

Where A = Total water applied (item 19)
B = Total water intake (item 5)
C = Initial farm dam storage
D = Final farm dam storage
E = Canal reject (item 8)
F = Total losses (item 11)

IRRISS : SALT BALANCE SUMMARY FOR THE ENTIRE IRRIGATION SCHEME
****

No. of days : 200

Description	Kilograms	% Total addit.
1. Salt diverted into canal	3145670	144.72
2. Salt from water source 2	156769	7.21
3. Total salt abstracted (1+2)	3302441	151.93
4. Canal export	1372909	63.16
5. Canal reject	201193	9.26
6. Total exports and rejects	1574102	72.42
7. Canal seepage loss	463095	21.31
8. Farm dam seepage loss	65509	3.01
9. Total seepage losses	528604	24.32
10.Salt flux in delivery zone	1055555	48.56
11.Ret. load from seepage loss	1584159	72.88
12.Salt in irrigation water	1197055	55.07
13.Gypsum application	797250	36.68
14.Salt generated in soil	179301	8.25
15.Total addit. salt in soil	2173606	100.00
16.Crop salt consumption	38511	1.77
17.Rootzone salt percolation	2012205	92.57
18.Salt flux in delivery zone	4024408	185.15
19.Soil salt equilibrium	+122890	-
20.Ret.load from irrigat.soil	6036613	277.72
21.Total scheme return load	7620772	350.61

IRRISS : OUTPUT DATABASE IDENTIFICATION SUMMARY

****

1. Codes :

Irrigation Scheme Code : ROB Configuration Code : 004
Irrigation Season Code : A Simulation Code : A10

2. Starting conditions :

Initial soil moisture (as % of Field Capacity) : 95
Initial soil salt content (Tons per hectare) : 15.0
Initial farm dam capacity (% of Full Capacity) : 80

3. Soil and IRF parameters :

Coefficient of salt leaching from the soil : 0.14
Max. rate of soil salt regeneration (kg/Ha/day): 1.00
Max. rate of rootzone percolation (mm/day) : 900
Percent. of returnflow lost to groundwater : 0
Percent. increase in returnflow salinity (%) : 200

IRRISS : WATER BALANCE SUMMARY FOR THE ENTIRE IRRIGATION SCHEME
****

No. of days = 200

Description	1000 Cu.Meters	% Total intake
1. Diversion into the canal	21763	-
2. Canal export	9406	-
3. Supply from the canal (WS1)	12357	90.44
4. Supply from water source 2	1306	9.56
5. Total scheme water intake	13663	100.00
6. Canal evaporation	48	0.35
7. Canal seepage loss	3200	23.42
8. Canal reject	1257	9.20
9. Farm dam evaporation	27	0.20
10. Farm dam seepage loss	455	3.33
11. Total losses (items 6-10)	4987	36.50
12. Seepage lost to g/water	0	0.00
13. Ret. flow from seepage loss	3655	26.75
14. Water management efficiency	63.61%	-
15. Operational efficiency	90.80%	-
16. Distrib. and storage effic.	63.50%	-
17. Direct application	1393	10.20
18. Farm dam releases	7321	53.58
19. Total water applied	8714	63.78
20. Crop water requirement	7702	56.37
21. Crop water consumption	7702	56.37
22. Crop water deficit	0	0.00
23. Percolation below rootzone	1541	11.28
24. Percolate lost to g/water	0	0.00
25. Average leaching fraction	20.11%	-
26. Returnflow from irrig. soil	1541	11.28
27. Total scheme returnflow	5196	38.03

NOTE:

Water management efficiency = A/B+(C-D) * 100
Operational efficiency = (B-E)/A * 100
Distrib. and storage effic. = (B-F)/A * 100

Where A = Total water applied (item 19)
B = Total water intake (item 5)
C = Initial farm dam storage
D = Final farm dam storage
E = Canal reject (item 8)
F = Total losses (item 11)

IRRISS : SALT BALANCE SUMMARY FOR THE ENTIRE IRRIGATION SCHEME
****

No. of days : 200

Description	Kilograms	% Total addit.
1. Salt diverted into canal	3145670	144.72
2. Salt from water source 2	156769	7.21
3. Total salt abstracted (1+2)	3302441	151.93
4. Canal export	1372909	63.16
5. Canal reject	201193	9.26
6. Total exports and rejects	1574102	72.42
7. Canal seepage loss	463095	21.31
8. Farm dam seepage loss	65509	3.01
9. Total seepage losses	528604	24.32
10.Salt flux in delivery zone	1055555	48.56
11.Ret. load from seepage loss	1584159	72.88
12.Salt in irrigation water	1197055	55.07
13.Gypsum application	797250	36.68
14.Salt generated in soil	179301	8.25
15.Total addit. salt in soil	2173606	100.00
16.Crop salt consumption	38511	1.77
17.Rootzone salt percolation	1434822	66.01
18.Salt flux in delivery zone	2869644	132.02
19.Soil salt equilibrium	+700273	-
20.Ret.load from irrigat.soil	4304466	198.03
21.Total scheme return load	5888625	270.92

IRRISS : OUTPUT DATABASE IDENTIFICATION SUMMARY

1. Codes :

Irrigation Scheme Code : ROB Configuration Code : 004
Irrigation Season Code : A Simulation Code : A01

2. Starting conditions :

Initial soil moisture (as % of Field Capacity) : 95
Initial soil salt content (Tons per hectare) : 15.0
Initial farm dam capacity (% of Full Capacity) : 80

3. Soil and IRF parameters :

Coefficient of salt leaching from the soil : 0.16
Max. rate of soil salt regeneration (kg/Ha/day): 1.00
Max. rate of rootzone percolation (mm/day) : 900
Percent. of returnflow lost to groundwater : 0
Percent. increase in returnflow salinity (%) : 200

IRRISS : WATER BALANCE SUMMARY FOR THE ENTIRE IRRIGATION SCHEME

****

No. of days = 200

Description	1000 Cu.Meters	% Total intake
1. Diversion into the canal	21763	-
2. Canal export	9406	-
3. Supply from the canal (WS1)	12357	90.44
4. Supply from water source 2	1306	9.56
5. Total scheme water intake	13663	100.00
6. Canal evaporation	48	0.35
7. Canal seepage loss	3200	23.42
8. Canal reject	1257	9.20
9. Farm dam evaporation	27	0.20
10.Farm dam seepage loss	455	3.33
11.Total losses (items 6-10)	4987	36.50
12.Seepage lost to g/water	0	0.00
13.Ret. flow from seepage loss	3655	26.75
14.Water management efficiency	63.61%	-
15.Operational efficiency	90.80%	-
16.Distrib. and storage effic.	63.50%	-
17.Direct application	1393	10.20
18.Farm dam releases	7321	53.58
19.Total water applied	8714	63.78
20.Crop water requirement	7702	56.37
21.Crop water consumption	7702	56.37
22.Crop water deficit	0	0.00
23.Percolation below rootzone	1541	11.28
24.Percolate lost to g/water	0	0.00
25.Average leaching fraction	20.11%	-
26.Returnflow from irrig. soil	1541	11.28
27.Total scheme returnflow	5196	38.03

NOTE:

Water management efficiency = A/B+(C-D) * 100
Operational efficiency = (B-E)/A * 100
Distrib. and storage effic. = (B-F)/A * 100

Where A = Total water applied (item 19)
B = Total water intake (item 5)
C = Initial farm dam storage
D = Final farm dam storage
E = Canal reject (item 8)
F = Total losses (item 11)

IRRISS : SALT BALANCE SUMMARY FOR THE ENTIRE IRRIGATION SCHEME
****

No. of days : 200

Description	Kilograms	% Total addit.
1. Salt diverted into canal	3145670	144.72
2. Salt from water source 2	156769	7.21
3. Total salt abstracted (1+2)	3302441	151.93
4. Canal export	1372909	63.16
5. Canal reject	201193	9.26
6. Total exports and rejects	1574102	72.42
7. Canal seepage loss	463095	21.31
8. Farm dam seepage loss	65509	3.01
9. Total seepage losses	528604	24.32
10.Salt flux in delivery zone	1055555	48.56
11.Ret. load from seepage loss	1584159	72.88
12.Salt in irrigation water	1197055	55.07
13.Gypsum application	797250	36.68
14.Salt generated in soil	179301	8.25
15.Total addit. salt in soil	2173606	100.00
16.Crop salt consumption	38511	1.77
17.Rootzone salt percolation	1627915	74.89
18.Salt flux in delivery zone	3255830	149.79
19.Soil salt equilibrium	+507180	-
20.Ret.load from irrigat.soil	4883745	224.68
21.Total scheme return load	6467904	297.57

IRRISS : OUTPUT DATABASE IDENTIFICATION SUMMARY

****

1. Codes :

Irrigation Scheme Code :	ROB	Configuration Code :	004
Irrigation Season Code :	A	Simulation Code :	A02

2. Starting conditions :

Initial soil moisture (as % of Field Capacity) :	95
Initial soil salt content (Tons per hectare) :	15.0
Initial farm dam capacity (% of Full Capacity) :	80

3. Soil and IRF parameters :

Coefficient of salt leaching from the soil :	0.15
Max. rate of soil salt regeneration (kg/Ha/day):	0.50
Max. rate of rootzone percolation (mm/day) :	900
Percent. of returnflow lost to groundwater :	0
Percent. increase in returnflow salinity (%) :	200

IRRISS : WATER BALANCE SUMMARY FOR THE ENTIRE IRRIGATION SCHEME
****

No. of days = 200

Description	1000 Cu.Meters	% Total intake
1. Diversion into the canal	21763	-
2. Canal export	9406	-
3. Supply from the canal (WS1)	12357	90.44
4. Supply from water source 2	1306	9.56
5. Total scheme water intake	13663	100.00
6. Canal evaporation	48	0.35
7. Canal seepage loss	3200	23.42
8. Canal reject	1257	9.20
9. Farm dam evaporation	27	0.20
10. Farm dam seepage loss	455	3.33
11. Total losses (items 6-10)	4987	36.50
12. Seepage lost to g/water	0	0.00
13. Ret. flow from seepage loss	3655	26.75
14. Water management efficiency	63.61%	-
15. Operational efficiency	90.80%	-
16. Distrib. and storage effic.	63.50%	-
17. Direct application	1393	10.20
18. Farm dam releases	7321	53.58
19. Total water applied	8714	63.78
20. Crop water requirement	7702	56.37
21. Crop water consumption	7702	56.37
22. Crop water deficit	0	0.00
23. Percolation below rootzone	1541	11.28
24. Percolate lost to g/water	0	0.00
25. Average leaching fraction	20.11%	-
26. Returnflow from irrig. soil	1541	11.28
27. Total scheme returnflow	5196	38.03

NOTE:

Water management efficiency = A/B+(C-D) * 100
Operational efficiency = (B-E)/A * 100
Distrib. and storage effic. = (B-F)/A * 100

Where A = Total water applied (item 19)
B = Total water intake (item 5)
C = Initial farm dam storage
D = Final farm dam storage
E = Canal reject (item 8)
F = Total losses (item 11)

IRRISS : SALT BALANCE SUMMARY FOR THE ENTIRE IRRIGATION SCHEME
****

No. of days : 200

Description	Kilograms	% Total addit.
1. Salt diverted into canal	3145670	150.95
2. Salt from water source 2	156769	7.52
3. Total salt abstracted (1+2)	3302441	158.47
4. Canal export	1372909	65.88
5. Canal reject	201193	9.65
6. Total exports and rejects	1574102	75.53
7. Canal seepage loss	463095	22.22
8. Farm dam seepage loss	65509	3.14
9. Total seepage losses	528604	25.37
10.Salt flux in delivery zone	1055555	50.65
11.Ret. load from seepage loss	1584159	76.02
12.Salt in irrigation water	1197055	57.44
13.Gypsum application	797250	38.26
14.Salt generated in soil	89650	4.30
15.Total addit. salt in soil	2083955	100.00
16.Crop salt consumption	38511	1.85
17.Rootzone salt percolation	1528272	73.34
18.Salt flux in delivery zone	3056542	146.67
19.Soil salt equilibrium	+517172	-
20.Ret.load from irrigat.soil	4584814	220.01
21.Total scheme return load	6168973	296.02

IRRISS : OUTPUT DATABASE IDENTIFICATION SUMMARY

****

1. Codes :

Irrigation Scheme Code :	ROB	Configuration Code :	004
Irrigation Season Code :	A	Simulation Code :	A03

2. Starting conditions :

Initial soil moisture (as % of Field Capacity) :	95
Initial soil salt content (Tons per hectare) :	15.0
Initial farm dam capacity (% of Full Capacity) :	80

3. Soil and IRF parameters :

Coefficient of salt leaching from the soil :	0.15
Max. rate of soil salt regeneration (kg/Ha/day):	1.50
Max. rate of rootzone percolation (mm/day) :	900
Percent. of returnflow lost to groundwater :	0
Percent. increase in returnflow salinity (%) :	200

IRRISS : WATER BALANCE SUMMARY FOR THE ENTIRE IRRIGATION SCHEME
****

No. of days = 200

Description	1000 Cu.Meters	% Total intake
1. Diversion into the canal	21763	-
2. Canal export	9406	-
3. Supply from the canal (WS1)	12357	90.44
4. Supply from water source 2	1306	9.56
5. Total scheme water intake	13663	100.00
6. Canal evaporation	48	0.35
7. Canal seepage loss	3200	23.42
8. Canal reject	1257	9.20
9. Farm dam evaporation	27	0.20
10. Farm dam seepage loss	455	3.33
11. Total losses (items 6-10)	4987	36.50
12. Seepage lost to g/water	0	0.00
13. Ret. flow from seepage loss	3655	26.75
14. Water management efficiency	63.61%	-
15. Operational efficiency	90.80%	-
16. Distrib. and storage effic.	63.50%	-
17. Direct application	1393	10.20
18. Farm dam releases	7321	53.58
19. Total water applied	8714	63.78
20. Crop water requirement	7702	56.37
21. Crop water consumption	7702	56.37
22. Crop water deficit	0	0.00
23. Percolation below rootzone	1541	11.28
24. Percolate lost to g/water	0	0.00
25. Average leaching fraction	20.11%	-
26. Returnflow from irrig. soil	1541	11.28
27. Total scheme returnflow	5196	38.03

NOTE:

Water management efficiency = A/B+(C-D) * 100
Operational efficiency = (B-E)/A * 100
Distrib. and storage effic. = (B-F)/A * 100

Where A = Total water applied (item 19)
B = Total water intake (item 5)
C = Initial farm dam storage
D = Final farm dam storage
E = Canal reject (item 8)
F = Total losses (item 11)

IRRISS : SALT BALANCE SUMMARY FOR THE ENTIRE IRRIGATION SCHEME
****

No. of days : 200

Description	Kilograms	% Total addit.
1. Salt diverted into canal	3145670	138.99
2. Salt from water source 2	156769	6.93
3. Total salt abstracted (1+2)	3302441	145.92
4. Canal export	1372909	60.66
5. Canal reject	201193	8.89
6. Total exports and rejects	1574102	69.55
7. Canal seepage loss	463095	20.46
8. Farm dam seepage loss	65509	2.89
9. Total seepage losses	528604	23.36
10.Salt flux in delivery zone	1055555	46.64
11.Ret. load from seepage loss	1584159	69.99
12.Salt in irrigation water	1197055	52.89
13.Gypsum application	797250	35.23
14.Salt generated in soil	268951	11.88
15.Total addit. salt in soil	2263256	100.00
16.Crop salt consumption	38511	1.70
17.Rootzone salt percolation	1535182	67.83
18.Salt flux in delivery zone	3070365	135.66
19.Soil salt equilibrium	+689563	-
20.Ret.load from irrigat.soil	4605547	203.49
21.Total scheme return load	6189706	273.49

IRRISS : OUTPUT DATABASE IDENTIFICATION SUMMARY

****

1. Codes :

Irrigation Scheme Code :	ROB	Configuration Code :	004
Irrigation Season Code :	A	Simulation Code :	A04

2. Starting conditions :

Initial soil moisture (as % of Field Capacity) :	95
Initial soil salt content (Tons per hectare) :	15.0
Initial farm dam capacity (% of Full Capacity) :	80

3. Soil and IRF parameters :

Coefficient of salt leaching from the soil :	0.15
Max. rate of soil salt regeneration (kg/Ha/day):	1.00
Max. rate of rootzone percolation (mm/day) :	800
Percent. of returnflow lost to groundwater :	0
Percent. increase in returnflow salinity (%) :	200

IRRISS : WATER BALANCE SUMMARY FOR THE ENTIRE IRRIGATION SCHEME

No. of days = 200

Description	1000 Cu.Meters	% Total intake
1. Diversion into the canal	21763	-
2. Canal export	9406	-
3. Supply from the canal (WS1)	12357	90.44
4. Supply from water source 2	1306	9.56
5. Total scheme water intake	13663	100.00
6. Canal evaporation	48	0.35
7. Canal seepage loss	3200	23.42
8. Canal reject	1257	9.20
9. Farm dam evaporation	27	0.20
10. Farm dam seepage loss	455	3.33
11. Total losses (items 6-10)	4987	36.50
12. Seepage lost to g/water	0	0.00
13. Ret. flow from seepage loss	3655	26.75
14. Water management efficiency	63.61%	-
15. Operational efficiency	90.80%	-
16. Distrib. and storage effic.	63.50%	-
17. Direct application	1393	10.20
18. Farm dam releases	7321	53.58
19. Total water applied	8714	63.78
20. Crop water requirement	7702	56.37
21. Crop water consumption	7702	56.37
22. Crop water deficit	0	0.00
23. Percolation below rootzone	1541	11.28
24. Percolate lost to g/water	0	0.00
25. Average leaching fraction	20.11%	-
26. Returnflow from irrig. soil	1541	11.28
27. Total scheme returnflow	5196	38.03

NOTE:

Water management efficiency = A/B+(C-D) * 100
Operational efficiency = (B-E)/A * 100
Distrib. and storage effic. = (B-F)/A * 100

Where A = Total water applied (item 19)
B = Total water intake (item 5)
C = Initial farm dam storage
D = Final farm dam storage
E = Canal reject (item 8)
F = Total losses (item 11)

IRRISS : SALT BALANCE SUMMARY FOR THE ENTIRE IRRIGATION SCHEME
****

No. of days : 200

Description	Kilograms	% Total addit.
1. Salt diverted into canal	3145670	144.72
2. Salt from water source 2	156769	7.21
3. Total salt abstracted (1+2)	3302441	151.93
4. Canal export	1372909	63.16
5. Canal reject	201193	9.26
6. Total exports and rejects	1574102	72.42
7. Canal seepage loss	463095	21.31
8. Farm dam seepage loss	65509	3.01
9. Total seepage losses	528604	24.32
10.Salt flux in delivery zone	1055555	48.56
11.Ret. load from seepage loss	1584159	72.88
12.Salt in irrigation water	1197055	55.07
13.Gypsum application	797250	36.68
14.Salt generated in soil	179301	8.25
15.Total addit. salt in soil	2173606	100.00
16.Crop salt consumption	38511	1.77
17.Rootzone salt percolation	1531727	70.47
18.Salt flux in delivery zone	3063453	140.94
19.Soil salt equilibrium	+603368	-
20.Ret.load from irrigat.soil	4595180	211.41
21.Total scheme return load	6179339	284.29

IRRISS : OUTPUT DATABASE IDENTIFICATION SUMMARY

****

1. Codes :

Irrigation Scheme Code :	ROB	Configuration Code :	004
Irrigation Season Code :	A	Simulation Code :	A05

2. Starting conditions :

Initial soil moisture (as % of Field Capacity) :	95
Initial soil salt content (Tons per hectare) :	15.0
Initial farm dam capacity (% of Full Capacity) :	80

3. Soil and IRF parameters :

Coefficient of salt leaching from the soil :	0.15
Max. rate of soil salt regeneration (kg/Ha/day):	1.00
Max. rate of rootzone percolation (mm/day) :	1000
Percent. of returnflow lost to groundwater :	0
Percent. increase in returnflow salinity (%) :	200

IRRISS : WATER BALANCE SUMMARY FOR THE ENTIRE IRRIGATION SCHEME

No. of days = 200

Description	1000 Cu.Meters	% Total intake
1. Diversion into the canal	21763	-
2. Canal export	9406	-
3. Supply from the canal (WS1)	12357	90.44
4. Supply from water source 2	1306	9.56
5. Total scheme water intake	13663	100.00
6. Canal evaporation	48	0.35
7. Canal seepage loss	3200	23.42
8. Canal reject	1257	9.20
9. Farm dam evaporation	27	0.20
10. Farm dam seepage loss	455	3.33
11. Total losses (items 6-10)	4987	36.50
12. Seepage lost to g/water	0	0.00
13. Ret. flow from seepage loss	3655	26.75
14. Water management efficiency	63.61%	-
15. Operational efficiency	90.80%	-
16. Distrib. and storage effic.	63.50%	-
17. Direct application	1393	10.20
18. Farm dam releases	7321	53.58
19. Total water applied	8714	63.78
20. Crop water requirement	7702	56.37
21. Crop water consumption	7702	56.37
22. Crop water deficit	0	0.00
23. Percolation below rootzone	1541	11.28
24. Percolate lost to g/water	0	0.00
25. Average leaching fraction	20.11%	-
26. Returnflow from irrig. soil	1541	11.28
27. Total scheme returnflow	5196	38.03

NOTE:

Water management efficiency = A/B+(C-D) * 100
Operational efficiency = (B-E)/A * 100
Distrib. and storage effic. = (B-F)/A * 100

Where A = Total water applied (item 19)
B = Total water intake (item 5)
C = Initial farm dam storage
D = Final farm dam storage
E = Canal reject (item 8)
F = Total losses (item 11)

IRRISS : SALT BALANCE SUMMARY FOR THE ENTIRE IRRIGATION SCHEME
****

No. of days : 200

Description	Kilograms	% Total addit.
1. Salt diverted into canal	3145670	144.72
2. Salt from water source 2	156769	7.21
3. Total salt abstracted (1+2)	3302441	151.93
4. Canal export	1372909	63.16
5. Canal reject	201193	9.26
6. Total exports and rejects	1574102	72.42
7. Canal seepage loss	463095	21.31
8. Farm dam seepage loss	65509	3.01
9. Total seepage losses	528604	24.32
10.Salt flux in delivery zone	1055555	48.56
11.Ret. load from seepage loss	1584159	72.88
12.Salt in irrigation water	1197055	55.07
13.Gypsum application	797250	36.68
14.Salt generated in soil	179301	8.25
15.Total addit. salt in soil	2173606	100.00
16.Crop salt consumption	38511	1.77
17.Rootzone salt percolation	1531727	70.47
18.Salt flux in delivery zone	3063453	140.94
19.Soil salt equilibrium	+603368	-
20.Ret.load from irrigat.soil	4595180	211.41
21.Total scheme return load	6179339	284.29

IRRISS : OUTPUT DATABASE IDENTIFICATION SUMMARY
****

1. Codes :

Irrigation Scheme Code : ROB Configuration Code : 004
Irrigation Season Code : A Simulation Code : A06

2. Starting conditions :

Initial soil moisture (as % of Field Capacity) : 95
Initial soil salt content (Tons per hectare) : 15.0
Initial farm dam capacity (% of Full Capacity) : 80

3. Soil and IRF parameters :

Coefficient of salt leaching from the soil : 0.15
Max. rate of soil salt regeneration (kg/Ha/day): 1.00
Max. rate of rootzone percolation (mm/day) : 900
Percent. of returnflow lost to groundwater : 10
Percent. increase in returnflow salinity (%) : 200

IRRISS : WATER BALANCE SUMMARY FOR THE ENTIRE IRRIGATION SCHEME
****

No. of days = 200

Description	1000 Cu.Meters	% Total intake
1. Diversion into the canal	21763	-
2. Canal export	9406	-
3. Supply from the canal (WS1)	12357	90.44
4. Supply from water source 2	1306	9.56
5. Total scheme water intake	13663	100.00
6. Canal evaporation	48	0.35
7. Canal seepage loss	3200	23.42
8. Canal reject	1257	9.20
9. Farm dam evaporation	27	0.20
10. Farm dam seepage loss	455	3.33
11. Total losses (items 6-10)	4987	36.50
12. Seepage lost to g/water	366	2.68
13. Ret. flow from seepage loss	3289	24.07
14. Water management efficiency	63.61%	-
15. Operational efficiency	90.80%	-
16. Distrib. and storage effic.	63.50%	-
17. Direct application	1393	10.20
18. Farm dam releases	7321	53.58
19. Total water applied	8714	63.78
20. Crop water requirement	7702	56.37
21. Crop water consumption	7702	56.37
22. Crop water deficit	0	0.00
23. Percolation below rootzone	1541	11.28
24. Percolate lost to g/water	154	1.13
25. Average leaching fraction	20.11%	-
26. Returnflow from irrig. soil	1387	10.15
27. Total scheme returnflow	4676	34.22

NOTE:

Water management efficiency = A/B+(C-D) * 100
Operational efficiency = (B-E)/A * 100
Distrib. and storage effic. = (B-F)/A * 100

Where A = Total water applied (item 19)
B = Total water intake (item 5)
C = Initial farm dam storage
D = Final farm dam storage
E = Canal reject (item 8)
F = Total losses (item 11)

IRRISS : SALT BALANCE SUMMARY FOR THE ENTIRE IRRIGATION SCHEME
****

No. of days : 200

Description	Kilograms	% Total addit.
1. Salt diverted into canal	3145670	144.72
2. Salt from water source 2	156769	7.21
3. Total salt abstracted (1+2)	3302441	151.93
4. Canal export	1372909	63.16
5. Canal reject	201193	9.26
6. Total exports and rejects	1574102	72.42
7. Canal seepage loss	463095	21.31
8. Farm dam seepage loss	65509	3.01
9. Total seepage losses	528604	24.32
10.Salt flux in delivery zone	916792	42.18
11.Ret. load from seepage loss	1445396	66.50
12.Salt in irrigation water	1197055	55.07
13.Gypsum application	797250	36.68
14.Salt generated in soil	179301	8.25
15.Total addit. salt in soil	2173606	100.00
16.Crop salt consumption	38511	1.77
17.Rootzone salt percolation	1531727	70.47
18.Salt flux in delivery zone	2603934	119.80
19.Soil salt equilibrium	+603368	-
20.Ret.load from irrigat.soil	4135661	190.27
21.Total scheme return load	5581057	256.76

IRRISS : OUTPUT DATABASE IDENTIFICATION SUMMARY

****

1. Codes :

Irrigation Scheme Code :	ROB	Configuration Code :	004
Irrigation Season Code :	A	Simulation Code :	A03

2. Starting conditions :

Initial soil moisture (as % of Field Capacity) :	95
Initial soil salt content (Tons per hectare) :	15.0
Initial farm dam capacity (% of Full Capacity) :	80

3. Soil and IRF parameters :

Coefficient of salt leaching from the soil :	0.15
Max. rate of soil salt regeneration (kg/Ha/day):	1.00
Max. rate of rootzone percolation (mm/day) :	900
Percent. of returnflow lost to groundwater :	0
Percent. increase in returnflow salinity (%) :	100

IRRISS : WATER BALANCE SUMMARY FOR THE ENTIRE IRRIGATION SCHEME
****

No. of days = 200

Description	1000 Cu.Meters	% Total intake
1. Diversion into the canal	21763	-
2. Canal export	9406	-
3. Supply from the canal (WS1)	12357	90.44
4. Supply from water source 2	1306	9.56
5. Total scheme water intake	13663	100.00
6. Canal evaporation	48	0.35
7. Canal seepage loss	3200	23.42
8. Canal reject	1257	9.20
9. Farm dam evaporation	27	0.20
10.Farm dam seepage loss	455	3.33
11.Total losses (items 6-10)	4987	36.50
12.Seepage lost to g/water	0	0.00
13.Ret. flow from seepage loss	3655	26.75
14.Water management efficiency	63.61%	-
15.Operational efficiency	90.80%	-
16.Distrib. and storage effic.	63.50%	-
17.Direct application	1393	10.20
18.Farm dam releases	7321	53.58
19.Total water applied	8714	63.78
20.Crop water requirement	7702	56.37
21.Crop water consumption	7702	56.37
22.Crop water deficit	0	0.00
23.Percolation below rootzone	1541	11.28
24.Percolate lost to g/water	0	0.00
25.Average leaching fraction	20.11%	-
26.Returnflow from irrig. soil	1541	11.28
27.Total scheme returnflow	5196	38.03

NOTE:

Water management efficiency = A/B+(C-D) * 100
Operational efficiency = (B-E)/A * 100
Distrib. and storage effic. = (B-F)/A * 100

Where A = Total water applied (item 19)
B = Total water intake (item 5)
C = Initial farm dam storage
D = Final farm dam storage
E = Canal reject (item 8)
F = Total losses (item 11)

IRRISS : OUTPUT DATABASE IDENTIFICATION SUMMARY
****

IRRISS : SALT BALANCE SUMMARY FOR THE ENTIRE IRRIGATION SCHEME
****

No. of days : 200

Description	Kilograms	% Total addit.
1. Salt diverted into canal	3145670	144.72
2. Salt from water source 2	156769	7.21
3. Total salt abstracted (1+2)	3302441	151.93
4. Canal export	1372909	63.16
5. Canal reject	201193	9.26
6. Total exports and rejects	1574102	72.42
7. Canal seepage loss	463095	21.31
8. Farm dam seepage loss	65509	3.01
9. Total seepage losses	528604	24.32
10.Salt flux in delivery zone	527501	24.27
11.Ret. load from seepage loss	1056105	48.59
12.Salt in irrigation water	1197055	55.07
13.Gypsum application	797250	36.68
14.Salt generated in soil	179301	8.25
15.Total addit. salt in soil	2173606	100.00
16.Crop salt consumption	38511	1.77
17.Rootzone salt percolation	1531727	70.47
18.Salt flux in delivery zone	1531726	70.47
19.Soil salt equilibrium	+603368	-
20.Ret.load from irrigat.soil	3063453	140.94
21.Total scheme return load	4119558	189.53

IRRISS : OUTPUT DATABASE IDENTIFICATION SUMMARY

****

1. Codes :

Irrigation Scheme Code : ROB Configuration Code : 004
Irrigation Season Code : A Simulation Code : A04

2. Starting conditions :

Initial soil moisture (as % of Field Capacity) : 95
Initial soil salt content (Tons per hectare) : 15.0
Initial farm dam capacity (% of Full Capacity) : 80

3. Soil and IRF parameters :

Coefficient of salt leaching from the soil : 0.15
Max. rate of soil salt regeneration (kg/Ha/day): 1.00
Max. rate of rootzone percolation (mm/day) : 900
Percent. of returnflow lost to groundwater : 0
Percent. increase in returnflow salinity (%) : 300

IRRISS : WATER BALANCE SUMMARY FOR THE ENTIRE IRRIGATION SCHEME
****

No. of days = 200

Description	1000 Cu.Meters	% Total intake
1. Diversion into the canal	21763	-
2. Canal export	9406	-
3. Supply from the canal (WS1)	12357	90.44
4. Supply from water source 2	1306	9.56
5. Total scheme water intake	13663	100.00
6. Canal evaporation	48	0.35
7. Canal seepage loss	3200	23.42
8. Canal reject	1257	9.20
9. Farm dam evaporation	27	0.20
10.Farm dam seepage loss	455	3.33
11.Total losses (items 6-10)	4987	36.50
12.Seepage lost to g/water	0	0.00
13.Ret. flow from seepage loss	3655	26.75
14.Water management efficiency	63.61%	-
15.Operational efficiency	90.80%	-
16.Distrib. and storage effic.	63.50%	-
17.Direct application	1393	10.20
18.Farm dam releases	7321	53.58
19.Total water applied	8714	63.78
20.Crop water requirement	7702	56.37
21.Crop water consumption	7702	56.37
22.Crop water deficit	0	0.00
23.Percolation below rootzone	1541	11.28
24.Percolate lost to g/water	0	0.00
25.Average leaching fraction	20.11%	-
26.Returnflow from irrig. soil	1541	11.28
27.Total scheme returnflow	5196	38.03

NOTE:

Water management efficiency = A/B+(C-D) * 100
Operational efficiency = (B-E)/A * 100
Distrib. and storage effic. = (B-F)/A * 100

Where A = Total water applied (item 19)
B = Total water intake (item 5)
C = Initial farm dam storage
D = Final farm dam storage
E = Canal reject (item 8)
F = Total losses (item 11)

IRRISS : SALT BALANCE SUMMARY FOR THE ENTIRE IRRIGATION SCHEME
****

No. of days : 200

Description	Kilograms	% Total addit.
1. Salt diverted into canal	3145670	144.72
2. Salt from water source 2	156769	7.21
3. Total salt abstracted (1+2)	3302441	151.93
4. Canal export	1372909	63.16
5. Canal reject	201193	9.26
6. Total exports and rejects	1574102	72.42
7. Canal seepage loss	463095	21.31
8. Farm dam seepage loss	65509	3.01
9. Total seepage losses	528604	24.32
10.Salt flux in delivery zone	1583608	72.86
11.Ret. load from seepage loss	2112212	97.18
12.Salt in irrigation water	1197055	55.07
13.Gypsum application	797250	36.68
14.Salt generated in soil	179301	8.25
15.Total addit. salt in soil	2173606	100.00
16.Crop salt consumption	38511	1.77
17.Rootzone salt percolation	1531727	70.47
18.Salt flux in delivery zone	4595180	211.41
19.Soil salt equilibrium	+603368	-
20.Ret.load from irrigat.soil	6126907	281.88
21.Total scheme return load	8239119	379.05